



CH2M  
3120 Highwoods Boulevard  
Suite 214  
Raleigh, NC 27604  
O +1 919 875 4311  
F +1 919 875 8491  
www.ch2m.com

January 18, 2018

*Delivered via FedEx Overnight Delivery*

Ms. Bobbi Coleman  
South Carolina Department of Health and Environmental Control (SCDHEC)  
Assessment Section, UST Management Division  
Bureau of Land and Waste Management  
2600 Bull Street  
Columbia, SC 29201

Subject: **Lewis Drive – December 2017 Monthly Status Update**  
Plantation Pipe Line Company  
Belton, South Carolina  
Site ID #18693, “Kinder Morgan Belton Pipeline Release”

Dear Ms. Coleman,

On behalf of Plantation Pipe Line Company (Plantation), CH2M HILL Engineers, Inc. (CH2M) is submitting the attached Monthly Status Update covering activities conducted in December 2017 at the Lewis Drive site. If you have any questions or concerns, please call me at 919-760-1777, Mr. Scott Powell/CH2M at 678-530-4457, or Mr. Jerry Aycock/Plantation at 770-751-4165.

Regards,  
CH2M HILL Engineers, Inc.

William M. Waldron, P.E.  
Program Manager

Attachments:

- Monthly Status Update including:
  - Figure 1 – Groundwater and Surface Water Elevation Map
  - Figure 2 – Product Thickness Map
  - Table 1 – Field Observations
  - Table 2 – Stream Gauge Construction Information
  - Table 3 – Analytical Results for Surface Water
  - Table 4 – Well Construction Information
  - Table 5 – Groundwater Elevation and Product Thickness Data
  - Table 6 – Analytical Results for Groundwater
  - Surface Water Analytical Laboratory Reports

- o Groundwater Analytical Laboratory Reports

c: Jerry Aycock, Plantation (Digital, Jerry\_Aycock@kindermorgan.com)  
Mary Clair Lyons, Esq., Plantation (Digital, Mary\_Lyons@kindermorgan.com)  
Richard Morton, Esq., Womble Carlyle Sandridge & Rice, PLLC (Digital, rmorton@wcsr.com)  
File

**Monthly Status Update**  
**Plantation Pipe Line Company**  
**Lewis Drive Remediation**  
**Site ID #18693 “Kinder Morgan Belton Pipeline Release”**  
**December 2017**

**Surface Water**

- Routinely inspected Brown’s Creek and the wetland area south of West Calhoun Road adjacent to Cupboard Creek for hydrocarbon sheen, odor, or distressed vegetation. No new signs of distressed vegetation, hydrocarbon sheen, or odor were noted at Brown’s Creek or the wetland area south of West Calhoun Road adjacent to Cupboard Creek. The route of inspection is indicated on Figure 1. A summary of the field observations is provided in Table 1.
- Stream elevations from staff gauges are tabulated in Table 2 and are shown along with groundwater elevations on Figure 1.
- To date, 41 surface water sampling events have been performed and samples during each event were analyzed for benzene, toluene, ethylbenzene, xylenes, and naphthalene (see Table 3).
- During this reporting period, surface water samples were collected on December 5 and 14, 2017. Hydrocarbons were detected at SW-02 from the December 5, 2017, sampling event, therefore the team was instructed to collect additional samples on December 14, 2017, to confirm the detections. Fifteen surface water samples were collected on December 5, 2017, at locations SW-01, SW-02, SW-03, SW-04, SW-07, SW-08, SW-09, SW-10, SW-11, SW-12, SW-13, SW-14, FP-01, FP-02, and FP-03 (locations SW-05 and SW-06 in Cupboard Creek were dry). Fourteen surface water samples were collected on December 14, 2017, at the same locations listed above except for SW-14 which was not resampled because the location is not near the anomalous detections at SW-02.
  - The following constituent was detected above its surface water standard on December 5, 2017:
    - 26.6 µg/L benzene at SW-02
    - 16.6 µg/L benzene at SW-12
    - Apart from these locations, no dissolved hydrocarbons were detected above their respective surface water standards in the remaining surface water samples. Analytical lab reports are attached.
  - The following constituent was detected above its surface water standard on December 14, 2017:
    - 4.52 µg/L benzene at SW-01
    - 21.1 µg/L benzene at SW-02
    - 9.19 µg/L benzene at SW-12
    - Apart from these locations, no dissolved hydrocarbons were detected above their respective surface water standards in the remaining surface water samples. Analytical lab reports are attached.

**Product Recovery**

- Gauged depth to product and depth to water in recovery sumps/trenches/wells, piezometers, monitoring wells, and stream gauges on a routine basis. A site-wide gauging event was performed on December 21 and 27, 2017. Six locations displayed measurable product thicknesses of 0.5 foot or greater. The greatest product thickness measured from a recovery feature (recovery sumps, trenches, and wells) was 1.34 feet, at RW-05. The greatest product thickness measured from a non-recovery feature (piezometers, monitoring wells, and stream gauges) was 0.60 feet, at TW-28. All locations showing greater than 0.5 feet of product are away from surface water bodies at the site and have limited influence from the air sparging remediation system. Construction information for recovery features, piezometers, and monitoring wells is presented in Table 4. Groundwater elevation and product thickness data for December 2017 are presented in Table 5. Groundwater elevation and product thicknesses for December 2017 are presented on Figures 1 and 2, respectively.
- Less product was recovered in December 2017 than could be measured accurately by gauging the 1,500-gallon holding tanks. See Table 5 for the specific dates and times certain wells and sumps were used for product recovery.
- Through the end of December 2017, approximately 222,974 gallons (5,309 barrels) of product have been collected.

**Groundwater**

- Operated and recorded data from six continuous water level data loggers (In Situ Rugged Troll 100) in MW-02, MW-12, MW-15, MW-20, MW-25, and MW-40, and two barometric pressure loggers in MW-01 and MW-10 during the month.

- Collected monthly groundwater samples in accordance with the Corrective Action Plan and Addendum. The analytical lab reports are attached and results are summarized in Table 6.
  - During this reporting period, groundwater samples were collected from December 5 through 7, 2017, from 68 monitoring wells. There were 13 monitoring wells that were not sampled because of insufficient water in the well or the presence of product. Samples were analyzed for benzene, ethylbenzene, toluene, xylenes, 1,2-dichloroethane, methyl tert-butyl ether (MTBE), and naphthalene.
  - The following constituents were detected above their respective groundwater standards:
    - Benzene – in samples from 18 monitoring wells ranging from 6.48 to 14,300 µg/L
    - Ethylbenzene – in one monitoring well at the concentration of 1,060 µg/L and another monitoring well where the laboratory reporting/quantitation limit was greater than the screening level so it could not be determined if the analyte was absent or present
    - Toluene – in samples from four monitoring wells ranging from 1,050 to 22,300 µg/L
    - Xylenes – in a sample from one monitoring well at the concentration of 10,100 µg/L
    - 1,2-dichloroethane – six monitoring wells have a laboratory reporting/quantitation limit greater than the screening level so it cannot be determined if the analyte was absent or present
    - MTBE – in samples from nine monitoring wells ranging from 70.9 to 1,140 µg/L and another monitoring well where the laboratory reporting/quantitation limit was greater than the screening level so it cannot be determined if the analyte was absent or present
    - Naphthalene – in samples from three monitoring wells ranging from 35.4 to 178 µg/L and samples from another four monitoring wells have a laboratory reporting/quantitation limit greater than the screening level so it cannot be determined if the analyte was absent or present
  - Apart from these locations, no dissolved hydrocarbons were detected above their respective groundwater standards in the remaining groundwater samples.

### **Remedial System Operation**

- Continued biosparging via vertical well curtains in the Brown's Creek Protection Zone and Cupboard Creek Protection Zone, and biosparging via horizontal wells in the Hayfield Zone.
- Flows in the vertical sparging wells were maintained at approximately 10 standard cubic feet per minute (scfm) each during this period.
- Flows in the 3 horizontal wells in the Hayfield Zone were incrementally increased to approximately 0.58 scfm per foot of screen during this period, except HAS-02 which is operating at approximately 0.2 scfm per foot of screen because it lost power to the control valve on December 22, and took a few days to repair.
- Increased flows in the two stream aerators in Brown's Creek to a rate of 12 scfm each.

### **Regulatory Interaction**

- Submitted *Third Quarter 2017 Monitoring Report (July 1 – September 30)* to SCDHEC on December 6, 2017.
- Received Comments on CAP, QAPP, monthly & quarterly reports from SCDHEC on December 14, 2017.
- Submitted *Monthly Status Update for November 2017* to SCDHEC on December 22, 2017.
- Submitted the Forensic Analysis of Chandler-AG Groundwater Sample to SCDHEC on December 26, 2017.
- Conducted internal stormwater pollution prevention plan (SWPPP) inspection on December 13, 2017.
- The Anderson County Stormwater Department performed a SWPPP inspection on December 21, 2017. No findings were noted.

### **Future Activities**

- In accordance with the *Sparging Operating Limits* letter to SCDHEC dated July 26, 2017:
  - Increase flow in the stream aerators to up to a maximum of 15 scfm each.
  - Increase flow in the vertical sparging wells up to a maximum of 15 scfm each.
  - Increase flow in the horizontal sparging wells up to a maximum of 0.75 scfm per foot of screen.
- Conduct groundwater monitoring and reporting monthly.
- Gauge select recovery sumps, trenches, and wells once weekly located near Brown's Creek and Cupboard Creek for depth to groundwater and free product thickness.
- Evacuate product from select product recovery sumps, trenches, and wells once weekly located near Brown's Creek and Cupboard Creek. Collect liquids in two on-site 1,550-gallon poly tanks for eventual off-site disposal.
- Gauge monitoring wells and piezometers monthly for depth to groundwater and free product thickness.
- Continue routine visual inspections of Brown's Creek and Cupboard Creek.

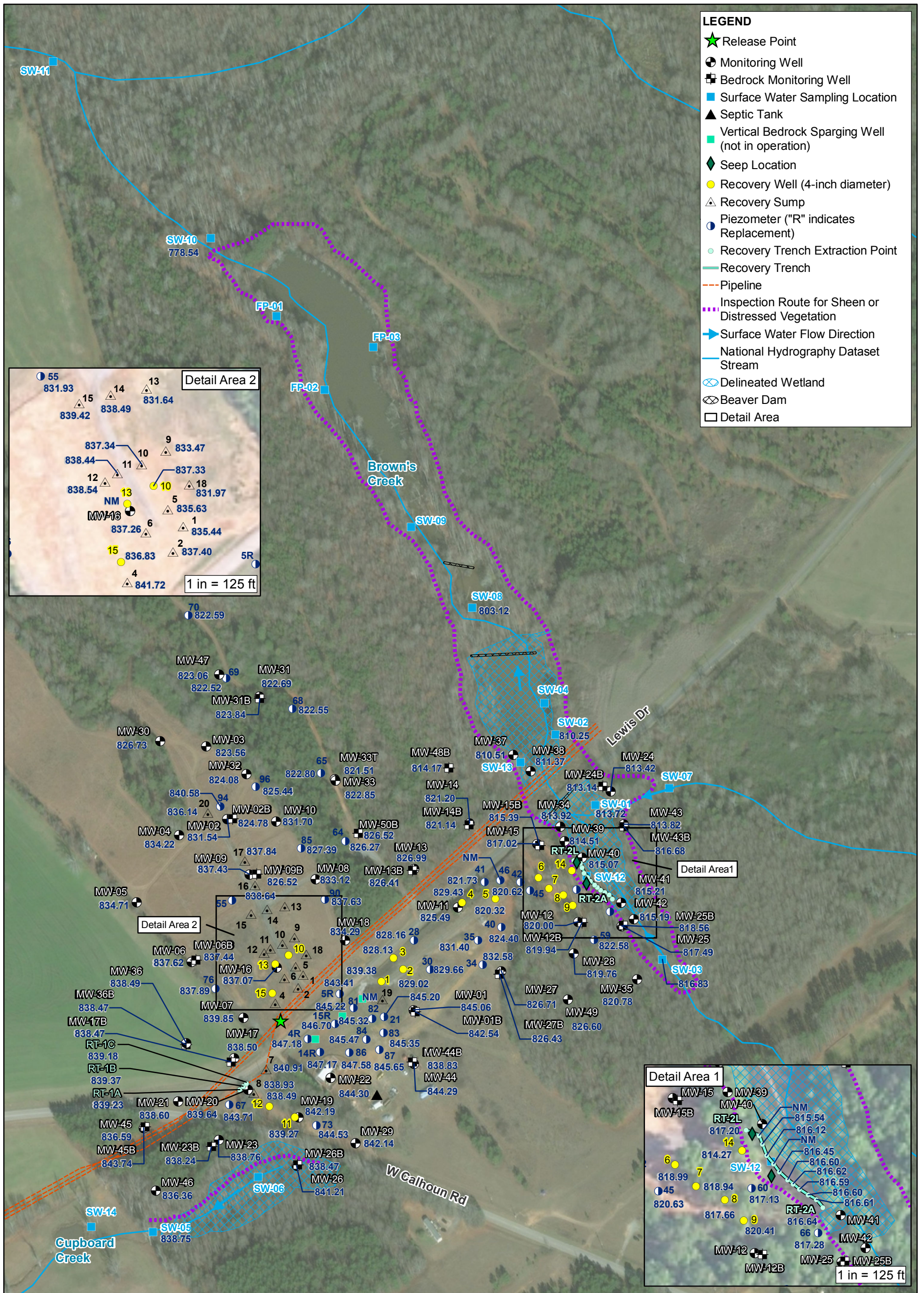
- Conduct monthly surface water sampling at 17 established locations along Brown's Creek and Cupboard Creek in January 2017.
- Continue coordination with landowners and legal counsel on an as-needed basis.

**Cumulative Product Shipped from the Site**

Date	Destination	Total Product (gal)	Date	Destination	Total Product (gal)
12/9/2014	PPL Greensboro	4,289	6/3/2015	Allied Energies	4,214
12/9/2014	PPL Greensboro	3,100	8/10/2015	Allied Energies	6,000
12/12/2014	PPL Greensboro	1,189	11/2/2015	Allied Energies	5,800
12/30/2014	Crystal Clean (FCC)	5,057	11/13/2015	Crystal Clean (FCC)	2,900
12/31/2014	Crystal Clean (FCC)	5,333	12/1/2015	Allied Energies	6,690
1/4/2015	Crystal Clean (FCC)	5,000	12/1/2015	Allied Energies	6,700
1/4/2015	Crystal Clean (FCC)	2,872	12/7/2015	Crystal Clean (FCC)	500
1/5/2015	Crystal Clean (FCC)	5,013	9/28/2016	Shamrock	495
1/6/2015	Crystal Clean (FCC)	4,800	10/17/2016	Shamrock	110
1/7/2015	Allied Energies	6,532	10/24/2016	Shamrock	85
1/7/2015	Allied Energies	6,425	10/31/2016	Shamrock	70
1/7/2015	Allied Energies	8,200	11/10/2016	Shamrock	168
1/9/2015	Allied Energies	6,482	1/18/2017	A&D Archdale, NC	3,758
1/9/2015	Allied Energies	7,825	3/3/2017	A&D Archdale, NC	460
1/12/2015	Allied Energies	6,540	3/8/2017	A&D Archdale, NC	500
1/12/2015	Allied Energies	6,467	3/15/2017	A&D Archdale, NC	4,189
1/13/2015	Allied Energies	6,732	4/3/2017	A&D Archdale, NC	458
1/13/2015	Allied Energies	6,595	4/19/2017	A&D Archdale, NC	927
1/15/2015	Allied Energies	6,500	4/19/2017	A&D Archdale, NC	747
1/22/2015	Allied Energies	5,791	5/22/2017	A&D Archdale, NC	50
1/23/2015	Allied Energies	5,450	6/7/2017	A&D Archdale, NC	658
1/27/2015	Allied Energies	5,791	6/29/2017	A&D Archdale, NC	695
1/27/2015	Allied Energies	5,557	8/25/2017	A&D Archdale, NC	566
1/27/2015	Allied Energies	6,043	9/8/2017	A&D Archdale, NC	99
1/28/2015	Allied Energies	4,411	12/31/2017	Remaining in poly tanks on site	6
2/5/2015	Allied Energies	5,513			
2/11/2015	Allied Energies	5,732			
2/11/2015	Allied Energies	5,606			
2/25/2015	Allied Energies	5,583			
3/4/2015	Allied Energies	4,000			
3/16/2015	Allied Energies	5,200			
6/3/2015	Allied Energies	6,500			
				<b>Total (gallons)</b>	<b>222,974</b>
				<b>Total (barrels)</b>	<b>5,309</b>

Notes:

- Gasoline and water are field-segregated using two 1,550-gallon poly tanks prior to off-site disposal.



**815.39** Corrected Groundwater Elevation as of 12/21/2017 and 12/27/2017 in feet above mean sea level

**NM** Not measured

Base Map Sources:  
 \*USDA, Farm Service Agency (FSA), National Agriculture Imagery Program (NAIP), Published 8/19/2015  
 \*United States Geological Survey (USGS) National Hydrography Dataset (NHD)

**Figure 1. Groundwater and Surface Water Elevation Map**  
 Lewis Drive Remediation Site  
 Belton, South Carolina  
 Site ID #18693 "Kinder Morgan Belton Pipeline Release"



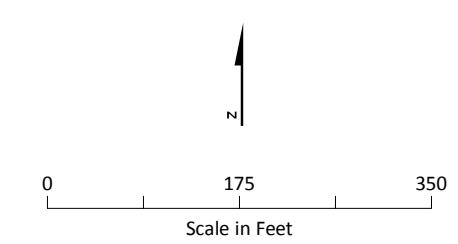
**LEGEND**

- ★ Release Point
- Monitoring Well
- ⊕ Bedrock Monitoring Well
- ◆ Seep Location
- △ Recovery Sump
- ⊙ Piezometer ("R" indicates Replacement)
- Recovery Well (4-inch diameter)
- Vertical Bedrock Sparging Well
- Vertical Sapolite Sparging Well
- Surface Water Sampling Location
- ▲ Septic Tank
- Recovery Trench Extraction Point
- Recovery Trench
- Surface Water Flow Direction
- Horizontal Sparging Well Riser
- Horizontal Sparging Well Screen
- Pipeline
- ~ National Hydrography Dataset Stream
- ▭ Delineated Wetland
- ▭ Beaver Dam
- ▭ Detail Area

**0.43** Product thickness in feet as of 12/21/2017 and 12/27/2017

**NP** No product detected  
**NM** Not measured

Base Map Sources:  
 \*USDA, Farm Service Agency (FSA), National Agriculture Imagery Program (NAIP), Published 8/19/ 2015  
 \*United States Geological Survey (USGS) National Hydrography Dataset (NHD)



**Figure 2. Product Thickness Map**  
 Lewis Drive Remediation Site  
 Belton, South Carolina  
 Site ID #18693 "Kinder Morgan Belton Pipeline Release"



**Table 1. Field Observation Log**

*Plantation Pipe Line Company*

*Lewis Drive Remediation Site, Belton, South Carolina*

*Site ID #18693 "Kinder Morgan Belton Pipeline Release"*

<b>Date</b>	<b>Inspect Wetlands South of Calhoun Road</b> (Any odor, sheen or distressed vegetation? Describe.)	<b>Inspect Brown's Creek Upstream and Downstream of the Culvert Under Lewis Drive</b> (Any odor, sheen or distressed vegetation? Describe.)
12/1/2017	No odors, sheens, or distressed vegetation observed in wetlands South of Calhoun Road.	No odors, sheens or distressed vegetation observed in wetlands either upstream or downstream of Culvert under Lewis Drive.
12/7/2017	No odors, sheens, or distressed vegetation observed in wetlands South of Calhoun Road.	No odors, sheens or distressed vegetation observed in wetlands either upstream or downstream of Culvert under Lewis Drive.
12/21/2017	No odors, sheens, or distressed vegetation observed in wetlands South of Calhoun Road.	No odors, sheens or distressed vegetation observed in wetlands either upstream or downstream of Culvert under Lewis Drive.
12/27/2017	No odors, sheens, or distressed vegetation observed in wetlands South of Calhoun Road.	No odors, sheens or distressed vegetation observed in wetlands either upstream or downstream of Culvert under Lewis Drive.

Notes:

ID = identification

**Table 2. Stream Gauge Construction Information**

*Plantation Pipe Line Company*

*Lewis Drive Remediation Site, Belton, South Carolina*

*Site ID #18693 "Kinder Morgan Belton Pipeline Release"*

Location ID	Installation Method	Date Installed	Stream Bottom	Elevation of Zero
			Elevation (ft amsl)	Mark (ft amsl)
SW-01	By hand	3/29/2016	812.39	812.82
SW-02	By hand	3/29/2016	808.36	808.65
SW-03	By hand	3/29/2016	815.05	815.09
SW-05	By hand	3/29/2016	838.69	838.75
SW-08	By hand	3/29/2016	802.14	802.04
SW-10	By hand	3/29/2016	776.62	778.09
SW-14	By hand	7/18/2017	837.13	NS

Notes:

amsl = above mean sea level relative to North American Vertical Datum of 1988 (NAVD88). Benchmark is 34.8289659 degrees north, 82.3710354 degrees west (NAD83, 2011), elevation 929.1 ft NAVD88

ft = feet

**Table 3. Analytical Results for Surface Water**  
*Plantation Pipe Line Company*  
*Lewis Drive Remediation Site, Belton, South Carolina*  
*Site ID #18693 "Kinder Morgan Belton Pipeline Release"*

Location	Sample ID	Date Collected	Units	Analyte						MTBE
				Benzene	Ethylbenzene	Toluene	m&p-Xylene	o-Xylene	Naphthalene	
SW-RELEASE	SW-RELEASE	1/20/2015	µg/L	<b>330</b>	<b>490</b>	<b>2,400</b>	<b>2,100</b>	<b>940</b>	<b>140</b>	<b>5.7 J</b>
	SW01-121114	12/11/2014	µg/L	0.5 U	1 U	1 U	2 U	1 U	1 U <sup>d</sup>	1 U
	SW01-022515	2/25/2015	µg/L	5 U <sup>d</sup>	5 U	5 U	10 U	5 U	5 U <sup>d</sup>	NA
	SW01-030215	3/2/2015	µg/L	5 U <sup>d</sup>	5 U	5 U	10 U	5 U	5 U <sup>d</sup>	NA
	SW01-031115	3/11/2015	µg/L	5 U <sup>d</sup>	5 U	5 U	10 U	5 U	5 U <sup>d</sup>	NA
	SW01-031815	3/18/2015	µg/L	5 U <sup>d</sup>	5 U	5 U	10 U	5 U	5 U <sup>d</sup>	NA
	SW01-033115	3/31/2015	µg/L	5 U <sup>d</sup>	5 U	<b>17.6</b>	10 U	5 U	5 U <sup>d</sup>	NA
	SW01-042215	4/22/2015	µg/L	5 U <sup>d</sup>	5 U	<b>14.9</b>	10 U	5 U	5 U <sup>d</sup>	NA
	SW01-050715	5/7/2015	µg/L	5 U <sup>d</sup>	5 U	<b>7.0</b>	10 U	5 U	5 U <sup>d</sup>	NA
	SW01-051915	5/19/2015	µg/L	5 U <sup>d</sup>	5 U	<b>8.8</b>	<b>10.6</b>	<b>6.4</b>	5 U <sup>d</sup>	NA
	SW01-060315	6/3/2015	µg/L	5 U <sup>d</sup>	5 U	5 U	10 U	5 U	5 U <sup>d</sup>	NA
	SW01-061815	6/18/2015	µg/L	5 U <sup>d</sup>	5 U	5 U	10 U	5 U	5 U <sup>d</sup>	NA
	SW01-071515	7/15/2015	µg/L	5 U <sup>d</sup>	5 U	5 U	10 U	5 U	5 U <sup>d</sup>	NA
	SW01-081315	8/13/2015	µg/L	5 U <sup>d</sup>	5 U	5 U	10 U	5 U	5 U <sup>d</sup>	NA
	SW01-092415	9/24/2015	µg/L	5 U <sup>d</sup>	5 U	5 U	10 U	5 U	5 U <sup>d</sup>	NA
	SW01-102215	10/22/2015	µg/L	1 U	1 U	1 U	2 U	1 U	1 U <sup>d</sup>	NA
	SW01-112415	11/24/2015	µg/L	<b>7.8</b>	<b>1.5</b>	<b>13.0</b>	<b>9.3</b>	<b>4.6</b>	1 U <sup>d</sup>	NA
	SW01-122215	12/22/2015	µg/L	<b>4.6</b>	1 U	<b>8.8</b>	<b>5.5</b>	<b>3.1</b>	1 U <sup>d</sup>	NA
	SW01-012516	1/25/2016	µg/L	<b>17.6</b>	<b>2.3</b>	<b>36.0</b>	<b>11.3</b>	<b>6.3</b>	1 U <sup>d</sup>	NA
	SW01-021816	2/18/2016	µg/L	<b>23.4</b>	<b>3.0</b>	<b>55.6</b>	<b>15.0</b>	<b>9.1</b>	1 U <sup>d</sup>	NA
	SW01-031616	3/16/2016	µg/L	<b>20.1</b>	<b>2.4</b>	<b>42.3</b>	<b>13.3</b>	<b>7.6</b>	1 U <sup>d</sup>	NA
SW-01	SW01-042716	4/27/2016	µg/L	<b>20.8</b>	1 U	<b>30.6</b>	<b>2.9</b>	<b>2.0</b>	1 U <sup>d</sup>	NA
	SW01-050916	5/9/2016	µg/L	<b>16.5</b>	<b>1.4</b>	<b>16.3</b>	<b>7.0</b>	<b>4.8</b>	1 U <sup>d</sup>	NA
	SW01-062716	6/27/2016	µg/L	<b>9</b>	1 U	<b>3.3</b>	2 U	1 U	1 U <sup>d</sup>	NA
	SW01-072816	7/28/2016	µg/L	1 U	1 U	1 U	2 U	1 U	1 U <sup>d</sup>	NA
	SW01-081916	8/19/2016	µg/L	1 U	1 U	1 U	2 U	1 U	1 U <sup>d</sup>	NA
	SW01-092916	9/29/2016	µg/L	1 U	1 U	1 U	2 U	1 U	1 U <sup>d</sup>	NA
	SW01-103116	10/31/2016	µg/L	1 U	1 U	1 U	2 U	1 U	1 U <sup>d</sup>	NA
	SW01-112816	11/28/2016	µg/L	<b>5.0</b>	1 U	<b>10.4</b>	<b>4.9</b>	<b>8.3</b>	1 U <sup>d</sup>	NA
	SW01-122916	12/29/2016	µg/L	<b>12.6</b>	1 U	<b>22.1</b>	<b>11.2</b>	<b>13.5</b>	1 U <sup>d</sup>	NA
	SW01-012017	1/20/2017	µg/L	<b>1.0</b>	1 U	<b>2.3</b>	2 U	<b>3.5</b>	1 U <sup>d</sup>	NA
	SW01-022817	2/28/2017	µg/L	<b>18.5</b>	<b>1.93</b>	<b>37.0</b>	<b>13.8</b>	<b>10.2</b>	5 U <sup>d</sup>	NA
	SW01-031517	3/15/2017	µg/L	<b>3.02</b>	1 U	<b>5.13</b>	<b>2.16</b>	<b>1.74</b>	5 U <sup>d</sup>	NA
	SW01-032117	3/21/2017	µg/L	1 U	1 U	<b>1.57</b>	2 U	1 U	5 U <sup>d</sup>	NA
	SW01-033017	3/30/2017	µg/L	1 U	1 U	1 U	2 U	1 U	5 U <sup>d</sup>	NA
	SW01-040517	4/5/2017	µg/L	1 U	1 U	<b>2.25</b>	2 U	1 U	5 U <sup>d</sup>	NA
	SW01-050417	5/4/2017	µg/L	1 U	1 U	1 U	2 U	1 U	5 U <sup>d</sup>	NA
	SW01-061317	6/13/2017	µg/L	1 U	1 U	<b>1.90</b>	2 U	1 U	5 U <sup>d</sup>	NA
	SW01-071817	7/18/2017	µg/L	1 U	1 U	1 U	2 U	1 U	5 U <sup>d</sup>	NA
	SW01-080217	8/2/2017	µg/L	1 U	1 U	1 U	2 U	1 U	5 U <sup>d</sup>	NA
	SW01-090517	9/5/2017	µg/L	1 U	1 U	1 U	2 U	1 U	5 U <sup>d</sup>	NA
	SW01-120517	12/5/2017	µg/L	<b>1.5</b>	1 U	<b>1.15</b>	2 U	<b>2.14</b>	5 U <sup>d</sup>	NA
	SW01-121417	12/14/2017	µg/L	<b>4.52</b>	1 U	<b>4.52</b>	<b>3.48</b>	<b>3.2</b>	5 U <sup>d</sup>	NA

**Table 3. Analytical Results for Surface Water**  
*Plantation Pipe Line Company*  
*Lewis Drive Remediation Site, Belton, South Carolina*  
*Site ID #18693 "Kinder Morgan Belton Pipeline Release"*

Location	Sample ID	Date Collected	Units	Analyte						
				Benzene	Ethylbenzene	Toluene	m&p-Xylene	o-Xylene	Naphthalene	MTBE
	SW02-121114	12/11/2014	µg/L	0.5 U	1 U	1 U	2 U	1 U	1 U <sup>d</sup>	1 U
	SW02-022515	2/25/2015	µg/L	5 U <sup>d</sup>	5 U	5 U	10 U	5 U	5 U <sup>d</sup>	NA
	SW02-030215	3/2/2015	µg/L	5 U <sup>d</sup>	5 U	5 U	10 U	5 U	5 U <sup>d</sup>	NA
	SW02-031115	3/11/2015	µg/L	5 U <sup>d</sup>	5 U	5 U	10 U	5 U	5 U <sup>d</sup>	NA
	SW02-031815	3/18/2015	µg/L	5 U <sup>d</sup>	5 U	5 U	10 U	5 U	5 U <sup>d</sup>	NA
	SW02-033115	3/31/2015	µg/L	5 U <sup>d</sup>	5 U	6.0	10 U	5 U	5 U <sup>d</sup>	NA
	SW02-042215	4/22/2015	µg/L	5 U <sup>d</sup>	5 U	13.0	10 U	5 U	5 U <sup>d</sup>	NA
	SW02-050715	5/7/2015	µg/L	5 U <sup>d</sup>	5 U	5 U	10 U	5 U	5 U <sup>d</sup>	NA
	SW02-051915	5/19/2015	µg/L	5 U <sup>d</sup>	5 U	5 U	10 U	5 U	5 U <sup>d</sup>	NA
	SW02-060315	6/3/2015	µg/L	5 U <sup>d</sup>	5 U	5 U	10 U	5 U	5 U <sup>d</sup>	NA
	SW02-061815	6/18/2015	µg/L	5 U <sup>d</sup>	5 U	5 U	10 U	5 U	5 U <sup>d</sup>	NA
	SW02-071515	7/15/2015	µg/L	5 U <sup>d</sup>	5 U	5 U	10 U	5 U	5 U <sup>d</sup>	NA
	SW02-081315	8/13/2015	µg/L	5 U <sup>d</sup>	5 U	5 U	10 U	5 U	5 U <sup>d</sup>	NA
	SW02-092415	9/24/2015	µg/L	5 U <sup>d</sup>	5 U	5 U	10 U	5 U	5 U <sup>d</sup>	NA
	SW02-102215	10/22/2015	µg/L	1 U	1 U	1 U	2 U	1 U	1 U <sup>d</sup>	NA
	SW02-112415	11/24/2015	µg/L	6	1.3	10.0	7.8	4.0	1 U <sup>d</sup>	NA
	SW02-122215	12/22/2015	µg/L	4.1	1 U	7.6	5.1	3.1	1 U <sup>d</sup>	NA
	SW02-012516	1/25/2016	µg/L	12	1.5	25.0	8.4	4.6	1 U <sup>d</sup>	NA
	SW02-021816	2/18/2016	µg/L	15.5	1.8	35.3	10.1	5.9	1 U <sup>d</sup>	NA
	SW02-031616	3/16/2016	µg/L	8	1.0	17.5	5.8	3.9	1 U <sup>d</sup>	NA
SW-02	SW02-042716	4/27/2016	µg/L	5.6	1 U	7.1	2 U	1 U	1 U <sup>d</sup>	NA
	SW02-050916	5/9/2016	µg/L	7.1	1 U	4.5	2.2	1.6	1 U <sup>d</sup>	NA
	SW02-062716	6/27/2016	µg/L	1 U	1 U	1 U	2 U	1 U	1 U <sup>d</sup>	NA
	SW02-072816	7/28/2016	µg/L	1 U	1 U	1 U	2 U	1 U	1 U <sup>d</sup>	NA
	SW02-081916	8/19/2016	µg/L	1 U	1 U	1 U	2 U	1 U	1 U <sup>d</sup>	NA
	SW02-092916	9/29/2016	µg/L	1 U	1 U	1 U	2 U	1 U	1 U <sup>d</sup>	NA
	SW02-103116	10/31/2016	µg/L	1 U	1 U	1 U	2 U	1 U	1 U <sup>d</sup>	NA
	SW02-112816	11/28/2016	µg/L	5.4	1 U	1.6	2.6	4.8	1 U <sup>d</sup>	NA
	SW02-122916	12/29/2016	µg/L	1 U	1 U	1 U	2 U	1.4	1 U <sup>d</sup>	NA
	SW02-012017	1/20/2017	µg/L	1 U	1 U	1 U	2 U	1 U	1 U <sup>d</sup>	NA
	SW02-022817	2/28/2017	µg/L	10.7	1 U	11.0	4.14	4.23	5 U <sup>d</sup>	NA
	SW02-031517	3/15/2017	µg/L	11.4	1 U	8.6	4.45	3.6	5 U <sup>d</sup>	NA
	SW02-032117	3/21/2017	µg/L	8.42	1 U	2.45	2.48	2.68	5 U <sup>d</sup>	NA
	SW02-033017	3/30/2017	µg/L	2.18	1 U	1 U	2 U	1 U	5 U <sup>d</sup>	NA
	SW02-040517	4/5/2017	µg/L	2.87	1 U	1.12	2 U	1.14	5 U <sup>d</sup>	NA
	SW02-050417	5/4/2017	µg/L	1 U	1 U	1 U	2 U	1 U	5 U <sup>d</sup>	NA
	SW02-061317	6/13/2017	µg/L	1 U	1 U	1 U	2 U	1 U	5 U <sup>d</sup>	NA
	SW02-071817	7/18/2017	µg/L	1 U	1 U	1 U	2 U	1 U	5 U <sup>d</sup>	NA
	SW02-080217	8/2/2017	µg/L	1 U	1 U	1 U	2 U	1 U	5 U <sup>d</sup>	NA
	SW02-090517	9/5/2017	µg/L	1 U	1 U	1 U	2 U	1 U	5 U <sup>d</sup>	NA
	SW02-120517	12/5/2017	µg/L	26.6	1.8	8.39	10.2	7.17	5 U <sup>d</sup>	NA
	SW02-121417	12/14/2017	µg/L	21.1	1.53	9.40	9.74	7.32	5 U <sup>d</sup>	NA

**Table 3. Analytical Results for Surface Water**  
*Plantation Pipe Line Company*  
*Lewis Drive Remediation Site, Belton, South Carolina*  
*Site ID #18693 "Kinder Morgan Belton Pipeline Release"*

Location	Sample ID	Date Collected	Units	Analyte						
				Benzene	Ethylbenzene	Toluene	m&p-Xylene	o-Xylene	Naphthalene	MTBE
	SW-UPGRADIENT	1/20/2015	µg/L	0.5 U	1 U	0.23 J	2 U	1 U	1 U <sup>d</sup>	1 U
	SW03-022515	2/25/2015	µg/L	5 U <sup>d</sup>	5 U	5 U	10 U	5 U	5 U <sup>d</sup>	NA
	SW03-030215	3/2/2015	µg/L	5 U <sup>d</sup>	5 U	5 U	10 U	5 U	5 U <sup>d</sup>	NA
	SW03-031115	3/11/2015	µg/L	5 U <sup>d</sup>	5 U	5 U	10 U	5 U	5 U <sup>d</sup>	NA
	SW03-031815	3/18/2015	µg/L	5 U <sup>d</sup>	5 U	5 U	10 U	5 U	5 U <sup>d</sup>	NA
	SW03-033115	3/31/2015	µg/L	5 U <sup>d</sup>	5 U	5 U	10 U	5 U	5 U <sup>d</sup>	NA
	SW03-042215	4/22/2015	µg/L	5 U <sup>d</sup>	5 U	5 U	10 U	5 U	5 U <sup>d</sup>	NA
	SW03-050715	5/7/2015	µg/L	5 U <sup>d</sup>	5 U	5 U	10 U	5 U	5 U <sup>d</sup>	NA
	SW03-051915	5/19/2015	µg/L	5 U <sup>d</sup>	5 U	5 U	10 U	5 U	5 U <sup>d</sup>	NA
	SW03-060315	6/3/2015	µg/L	5 U <sup>d</sup>	5 U	5 U	10 U	5 U	5 U <sup>d</sup>	NA
	SW03-061815	6/18/2015	µg/L	5 U <sup>d</sup>	5 U	5 U	10 U	5 U	5 U <sup>d</sup>	NA
	SW03-071515	7/15/2015	µg/L	5 U <sup>d</sup>	5 U	5 U	10 U	5 U	5 U <sup>d</sup>	NA
	SW03-081315	8/13/2015	µg/L	5 U <sup>d</sup>	5 U	5 U	10 U	5 U	5 U <sup>d</sup>	NA
	SW03-102215	10/22/2015	µg/L	1 U	1 U	1 U	2 U	1 U	1 U <sup>d</sup>	NA
	SW03-112415	11/24/2015	µg/L	1 U	1 U	1 U	2 U	1 U	1 U <sup>d</sup>	NA
	SW03-122215	12/22/2015	µg/L	1 U	1 U	1 U	2 U	1 U	1 U <sup>d</sup>	NA
	SW03-012516	1/25/2016	µg/L	1 U	1 U	1 U	2 U	1 U	1 U <sup>d</sup>	NA
	SW03-021816	2/18/2016	µg/L	1 U	1 U	1 U	2 U	1 U	1 U <sup>d</sup>	NA
	SW03-031616	3/16/2016	µg/L	1 U	1 U	1 U	2 U	1 U	1 U <sup>d</sup>	NA
SW-03	SW03-042716	4/27/2016	µg/L	1 U	1 U	1 U	2 U	1 U	1 U <sup>d</sup>	NA
	SW03-050916	5/9/2016	µg/L	1 U	1 U	1 U	2 U	1 U	1 U <sup>d</sup>	NA
	SW03-062716	6/27/2016	µg/L	1 U	1 U	1 U	2 U	1 U	1 U <sup>d</sup>	NA
	SW03-072816	7/28/2016	µg/L	1 U	1 U	1 U	2 U	1 U	1 U <sup>d</sup>	NA
	SW03-092916	9/29/2016	µg/L	1 U	1 U	1 U	2 U	1 U	1 U <sup>d</sup>	NA
	SW03-103116	10/31/2016	µg/L	1 U	1 U	1 U	2 U	1 U	1 U <sup>d</sup>	NA
	SW03-112816	11/28/2016	µg/L	1 U	1 U	1 U	2 U	1 U	1 U <sup>d</sup>	NA
	SW03-122916	12/29/2016	µg/L	1 U	1 U	1 U	2 U	1 U	1 U <sup>d</sup>	NA
	SW03-012017	1/20/2017	µg/L	1 U	1 U	1 U	2 U	1 U	1 U <sup>d</sup>	NA
	SW03-022817	2/28/2017	µg/L	1 U	1 U	1 U	2 U	1 U	5 U <sup>d</sup>	NA
	SW03-031517	3/15/2017	µg/L	1 U	1 U	1 U	2 U	1 U	5 U <sup>d</sup>	NA
	SW03-032117	3/21/2017	µg/L	1 U	1 U	1 U	2 U	1 U	5 U <sup>d</sup>	NA
	SW03-033017	3/30/2017	µg/L	1 U	1 U	1 U	2 U	1 U	5 U <sup>d</sup>	NA
	SW03-040517	4/5/2017	µg/L	1 U	1 U	1 U	2 U	1 U	5 U <sup>d</sup>	NA
	SW03-050417	5/4/2017	µg/L	1 U	1 U	1 U	2 U	1 U	5 U <sup>d</sup>	NA
	SW03-061317	6/13/2017	µg/L	1 U	1 U	1 U	2 U	1 U	5 U <sup>d</sup>	NA
	SW03-071817	7/18/2017	µg/L	1 U	1 U	1 U	2 U	1 U	5 U <sup>d</sup>	NA
	SW03-080217	8/2/2017	µg/L	1 U	1 U	1 U	2 U	1 U	5 U <sup>d</sup>	NA
	SW03-090517	9/5/2017	µg/L	1 U	1 U	1 U	2 U	1 U	5 U <sup>d</sup>	NA
	SW03-120517	12/5/2017	µg/L	1 U	1 U	1 U	2 U	1 U	5 U <sup>d</sup>	NA
	SW03-121417	12/14/2017	µg/L	1 U	1 U	1 U	2 U	1 U	5 U <sup>d</sup>	NA

**Table 3. Analytical Results for Surface Water**  
*Plantation Pipe Line Company*  
*Lewis Drive Remediation Site, Belton, South Carolina*  
*Site ID #18693 "Kinder Morgan Belton Pipeline Release"*

Location	Sample ID	Date Collected	Units	Analyte							MTBE
				Benzene	Ethylbenzene	Toluene	m&p-Xylene	o-Xylene	Naphthalene		
	SW-DOWNGRADIENT	1/20/2015	µg/L	95	27	310	110	63	94	U <sup>d</sup>	2.7
	SW04-022515	2/25/2015	µg/L	5 U <sup>d</sup>	5 U	5 U	10 U	5 U	5 U <sup>d</sup>	5 U <sup>d</sup>	NA
	SW04-030215	3/2/2015	µg/L	5 U <sup>d</sup>	5 U	5 U	10 U	5 U	5 U <sup>d</sup>	5 U <sup>d</sup>	NA
	SW04-031115	3/11/2015	µg/L	5 U <sup>d</sup>	5 U	5 U	10 U	5 U	5 U <sup>d</sup>	5 U <sup>d</sup>	NA
	SW04-031815	3/18/2015	µg/L	5 U <sup>d</sup>	5 U	5 U	10 U	5 U	5 U <sup>d</sup>	5 U <sup>d</sup>	NA
	SW04-033115	3/31/2015	µg/L	5 U <sup>d</sup>	5 U	5 U	10 U	5 U	5 U <sup>d</sup>	5 U <sup>d</sup>	NA
	SW04-042215	4/22/2015	µg/L	5 U <sup>d</sup>	5 U	5 U	10 U	5 U	5 U <sup>d</sup>	5 U <sup>d</sup>	NA
	SW04-050715	5/7/2015	µg/L	5 U <sup>d</sup>	5 U	5 U	10 U	5 U	5 U <sup>d</sup>	5 U <sup>d</sup>	NA
	SW04-051915	5/19/2015	µg/L	5 U <sup>d</sup>	5 U	5 U	10 U	5 U	5 U <sup>d</sup>	5 U <sup>d</sup>	NA
	SW04-060315	6/3/2015	µg/L	5 U <sup>d</sup>	5 U	5 U	10 U	5 U	5 U <sup>d</sup>	5 U <sup>d</sup>	NA
	SW04-061815	6/18/2015	µg/L	5 U <sup>d</sup>	5 U	5 U	10 U	5 U	5 U <sup>d</sup>	5 U <sup>d</sup>	NA
	SW04-071515	7/15/2015	µg/L	5 U <sup>d</sup>	5 U	5 U	10 U	5 U	5 U <sup>d</sup>	5 U <sup>d</sup>	NA
	SW04-081315	8/13/2015	µg/L	5 U <sup>d</sup>	5 U	5 U	10 U	5 U	5 U <sup>d</sup>	5 U <sup>d</sup>	NA
	SW04-092415	9/24/2015	µg/L	5 U <sup>d</sup>	5 U	5 U	10 U	5 U	5 U <sup>d</sup>	5 U <sup>d</sup>	NA
	SW04-102215	10/22/2015	µg/L	1 U	1 U	1 U	2 U	1 U	1 U <sup>d</sup>	1 U <sup>d</sup>	NA
	SW04-112415	11/24/2015	µg/L	1.7	1 U	2.7	2.9	1.6	1 U <sup>d</sup>	1 U <sup>d</sup>	NA
	SW04-122215	12/22/2015	µg/L	3.3	1 U	7.3	5.2	2.7	1 U <sup>d</sup>	1 U <sup>d</sup>	NA
	SW04-012516	1/25/2016	µg/L	6.9	1 U	14.0	4.9	2.8	1 U <sup>d</sup>	1 U <sup>d</sup>	NA
	SW04-021816	2/18/2016	µg/L	10.9	1.1	25.4	7.0	4.3	1 U <sup>d</sup>	1 U <sup>d</sup>	NA
	SW04-031616	3/16/2016	µg/L	1 U	1 U	2.0	2 U	1.8	1 U <sup>d</sup>	1 U <sup>d</sup>	NA
	SW04-042716	4/27/2016	µg/L	1 U	1 U	1 U	2 U	1 U	1 U <sup>d</sup>	1 U <sup>d</sup>	NA
SW-04	SW04-050916	5/9/2016	µg/L	1 U	1 U	1 U	2 U	1 U	1 U <sup>d</sup>	1 U <sup>d</sup>	NA
	SW04-062716	6/27/2016	µg/L	1 U	1 U	1.1	2 U	1 U	1 U <sup>d</sup>	1 U <sup>d</sup>	NA
	SW04-072816	7/28/2016	µg/L	1 U	1 U	23.5	2 U	1 U	1 U <sup>d</sup>	1 U <sup>d</sup>	NA
	SW04-081916	8/19/2016	µg/L	1 U	1 U	1 U	2 U	1 U	1 U <sup>d</sup>	1 U <sup>d</sup>	NA
	SW04-092916	9/29/2016	µg/L	1 U	1 U	1 U	2 U	1 U	1 U <sup>d</sup>	1 U <sup>d</sup>	NA
	SW04-103116	10/31/2016	µg/L	1 U	1 U	1 U	2 U	1 U	1 U <sup>d</sup>	1 U <sup>d</sup>	NA
	SW04-112816	11/28/2016	µg/L	1 U	1 U	1 U	2 U	1 U	1 U <sup>d</sup>	1 U <sup>d</sup>	NA
	SW04-122916	12/29/2016	µg/L	1 U	1 U	1 U	2 U	1 U	1 U <sup>d</sup>	1 U <sup>d</sup>	NA
	SW04-012017	1/20/2017	µg/L	1 U	1 U	1 U	2 U	1 U	1 U <sup>d</sup>	1 U <sup>d</sup>	NA
	SW04-022817	2/28/2017	µg/L	1 U	1 U	1.13	2 U	1 U	5 U <sup>d</sup>	5 U <sup>d</sup>	NA
	SW04-031517	3/15/2017	µg/L	1 U	1 U	2.90	2 U	1 U	5 U <sup>d</sup>	5 U <sup>d</sup>	NA
	SW04-032117	3/21/2017	µg/L	1 U	1 U	3.28	2 U	1 U	5 U <sup>d</sup>	5 U <sup>d</sup>	NA
	SW04-033017	3/30/2017	µg/L	1 U	1 U	6.15	2 U	1 U	5 U <sup>d</sup>	5 U <sup>d</sup>	NA
	SW04-040517	4/5/2017	µg/L	1 U	1 U	9.47	2 U	1 U	5 U <sup>d</sup>	5 U <sup>d</sup>	NA
	SW04-050417	5/4/2017	µg/L	1 U	1 U	13.8	2 U	1 U	5 U <sup>d</sup>	5 U <sup>d</sup>	NA
	SW04-061317	6/13/2017	µg/L	1 U	1 U	1.37	2 U	1 U	5 U <sup>d</sup>	5 U <sup>d</sup>	NA
	SW04-071817	7/18/2017	µg/L	1 U	1 U	1.92	2 U	1 U	5 U <sup>d</sup>	5 U <sup>d</sup>	NA
	SW04-080217	8/2/2017	µg/L	1 U	1 U	1 U	2 U	1 U	5 U <sup>d</sup>	5 U <sup>d</sup>	NA
	SW04-090517	9/5/2017	µg/L	1 U	1 U	1 U	2 U	1 U	5 U <sup>d</sup>	5 U <sup>d</sup>	NA
	SW04-120517	12/5/2017	µg/L	1 U	1 U	5.53	2 U	1 U	5 U <sup>d</sup>	5 U <sup>d</sup>	NA
	SW04-121417	12/14/2017	µg/L	1 U	1 U	1 U	2 U	1 U	5 U <sup>d</sup>	5 U <sup>d</sup>	NA

**Table 3. Analytical Results for Surface Water**  
*Plantation Pipe Line Company*  
*Lewis Drive Remediation Site, Belton, South Carolina*  
*Site ID #18693 "Kinder Morgan Belton Pipeline Release"*

Location	Sample ID	Date Collected	Units	Analyte							MTBE
				Benzene	Ethylbenzene	Toluene	m&p-Xylene	o-Xylene	Naphthalene		
SW-05	SW05-022515	2/25/2015	µg/L	5 U <sup>d</sup>	5 U	5 U	10 U	5 U	5 U	5 U <sup>d</sup>	NA
	SW05-030215	3/2/2015	µg/L	5 U <sup>d</sup>	5 U	5 U	10 U	5 U	5 U	5 U <sup>d</sup>	NA
	SW05-031115	3/11/2015	µg/L	5 U <sup>d</sup>	5 U	5 U	10 U	5 U	5 U	5 U <sup>d</sup>	NA
	SW05-031815	3/18/2015	µg/L	5 U <sup>d</sup>	5 U	5 U	10 U	5 U	5 U	5 U <sup>d</sup>	NA
	SW05-033115	3/31/2015	µg/L	5 U <sup>d</sup>	5 U	5 U	10 U	5 U	5 U	5 U <sup>d</sup>	NA
	SW05-042215	4/22/2015	µg/L	5 U <sup>d</sup>	5 U	5 U	10 U	5 U	5 U	5 U <sup>d</sup>	NA
	SW05-050715	5/7/2015	µg/L	5 U <sup>d</sup>	5 U	5 U	10 U	5 U	5 U	5 U <sup>d</sup>	NA
	SW05-112415	11/24/2015	µg/L	1 U	1 U	1 U	2 U	1 U	1 U	1 U <sup>d</sup>	NA
	SW05-122215	12/22/2015	µg/L	1 U	1 U	1 U	2 U	1 U	1 U	1 U <sup>d</sup>	NA
	SW05-012516	1/25/2016	µg/L	1 U	1 U	1 U	2 U	1 U	1 U	1 U <sup>d</sup>	NA
SW05-021816	2/18/2016	µg/L	1 U	1 U	1 U	2 U	1 U	1 U	1 U <sup>d</sup>	NA	
SW05-031616	3/16/2016	µg/L	1 U	1 U	1 U	2 U	1 U	1 U	1 U <sup>d</sup>	NA	
SW-06	SW06-022515	2/25/2015	µg/L	5 U <sup>d</sup>	5 U	5 U	10 U	5 U	5 U	5 U <sup>d</sup>	NA
	SW06-030215	3/2/2015	µg/L	5 U <sup>d</sup>	5 U	5 U	10 U	5 U	5 U	5 U <sup>d</sup>	NA
	SW06-031115	3/11/2015	µg/L	5 U <sup>d</sup>	5 U	5 U	10 U	5 U	5 U	5 U <sup>d</sup>	NA
	SW06-031815	3/18/2015	µg/L	5 U <sup>d</sup>	5 U	5 U	10 U	5 U	5 U	5 U <sup>d</sup>	NA
	SW06-042215	4/22/2015	µg/L	5 U <sup>d</sup>	5 U	5 U	10 U	5 U	5 U	5 U <sup>d</sup>	NA
	SW06-122215	12/22/2015	µg/L	1 U	1 U	1 U	2 U	1 U	1 U	1 U <sup>d</sup>	NA
	SW06-012516	1/25/2016	µg/L	1 U	1 U	1 U	2 U	1 U	1 U	1 U <sup>d</sup>	NA
SW06-021816	2/18/2016	µg/L	1 U	1 U	1 U	2 U	1 U	1 U	1 U <sup>d</sup>	NA	

**Table 3. Analytical Results for Surface Water**  
*Plantation Pipe Line Company*  
*Lewis Drive Remediation Site, Belton, South Carolina*  
*Site ID #18693 "Kinder Morgan Belton Pipeline Release"*

Location	Sample ID	Date Collected	Units	Analyte							MTBE
				Benzene	Ethylbenzene	Toluene	m&p-Xylene	o-Xylene	Naphthalene		
	SW07-022515	2/25/2015	µg/L	5 U <sup>d</sup>	5 U	5 U	10 U	5 U	5 U	5 U <sup>d</sup>	NA
	SW07-030215	3/2/2015	µg/L	5 U <sup>d</sup>	5 U	5 U	10 U	5 U	5 U	5 U <sup>d</sup>	NA
	SW07-031115	3/11/2015	µg/L	5 U <sup>d</sup>	5 U	5 U	10 U	5 U	5 U	5 U <sup>d</sup>	NA
	SW07-031815	3/18/2015	µg/L	5 U <sup>d</sup>	5 U	5 U	10 U	5 U	5 U	5 U <sup>d</sup>	NA
	SW07-033115	3/31/2015	µg/L	5 U <sup>d</sup>	5 U	5 U	10 U	5 U	5 U	5 U <sup>d</sup>	NA
	SW07-042215	4/22/2015	µg/L	5 U <sup>d</sup>	5 U	5 U	10 U	5 U	5 U	5 U <sup>d</sup>	NA
	SW07-050715	5/7/2015	µg/L	5 U <sup>d</sup>	5 U	5 U	10 U	5 U	5 U	5 U <sup>d</sup>	NA
	SW07-051915	5/19/2015	µg/L	5 U <sup>d</sup>	5 U	5 U	10 U	5 U	5 U	5 U <sup>d</sup>	NA
	SW07-060315	6/3/2015	µg/L	5 U <sup>d</sup>	5 U	5 U	10 U	5 U	5 U	5 U <sup>d</sup>	NA
	SW07-061815	6/18/2015	µg/L	5 U <sup>d</sup>	5 U	5 U	10 U	5 U	5 U	5 U <sup>d</sup>	NA
	SW07-071515	7/15/2015	µg/L	5 U <sup>d</sup>	5 U	5 U	10 U	5 U	5 U	5 U <sup>d</sup>	NA
	SW07-102215	10/22/2015	µg/L	1 U	1 U	1 U	2 U	1 U	1 U	1 U <sup>d</sup>	NA
	SW07-112415	11/24/2015	µg/L	1 U	1 U	1 U	2 U	1 U	1 U	1 U <sup>d</sup>	NA
SW-07	SW07-122215	12/22/2015	µg/L	1 U	1 U	1 U	2 U	1 U	1 U	1 U <sup>d</sup>	NA
	SW07-012516	1/25/2016	µg/L	1 U	1 U	1 U	2 U	1 U	1 U	1 U <sup>d</sup>	NA
	SW07-021816	2/18/2016	µg/L	1 U	1 U	1 U	2 U	1 U	1 U	1 U <sup>d</sup>	NA
	SW07-031616	3/16/2016	µg/L	1 U	1 U	1 U	2 U	1 U	1 U	1 U <sup>d</sup>	NA
	SW07-042716	4/27/2016	µg/L	1 U	1 U	1 U	2 U	1 U	1 U	1 U <sup>d</sup>	NA
	SW07-050916	5/9/2016	µg/L	1 U	1 U	1 U	2 U	1 U	1 U	1 U <sup>d</sup>	NA
	SW07-031517	3/15/2017	µg/L	1 U	1 U	1 U	2 U	1 U	1 U	5 U <sup>d</sup>	NA
	SW07-032117	3/21/2017	µg/L	1 U	1 U	1 U	2 U	1 U	1 U	5 U <sup>d</sup>	NA
	SW07-033017	3/30/2017	µg/L	1 U	1 U	1 U	2 U	1 U	1 U	5 U <sup>d</sup>	NA
	SW07-040517	4/5/2017	µg/L	1 U	1 U	1 U	2 U	1 U	1 U	5 U <sup>d</sup>	NA
	SW07-050417	5/4/2017	µg/L	1 U	1 U	1 U	2 U	1 U	1 U	5 U <sup>d</sup>	NA
	SW07-061317	6/13/2017	µg/L	1 U	1 U	1 U	2 U	1 U	1 U	5 U <sup>d</sup>	NA
	SW07-071817	7/18/2017	µg/L	1 U	1 U	1 U	2 U	1 U	1 U	5 U <sup>d</sup>	NA
	SW07-120517	12/5/2017	µg/L	1 U	1 U	1 U	2 U	1 U	1 U	5 U <sup>d</sup>	NA
	SW07-121417	12/14/2017	µg/L	1 U	1 U	1 U	2 U	1 U	1 U	5 U <sup>d</sup>	NA



**Table 3. Analytical Results for Surface Water**  
*Plantation Pipe Line Company*  
*Lewis Drive Remediation Site, Belton, South Carolina*  
*Site ID #18693 "Kinder Morgan Belton Pipeline Release"*

Location	Sample ID	Date Collected	Units	Analyte							MTBE
				Benzene	Ethylbenzene	Toluene	m&p-Xylene	o-Xylene	Naphthalene		
	SW08-022515	2/25/2015	µg/L	5 U <sup>d</sup>	5 U	5 U	10 U	5 U	5 U	5 U <sup>d</sup>	NA
	SW08-030215	3/2/2015	µg/L	5 U <sup>d</sup>	5 U	5 U	10 U	5 U	5 U	5 U <sup>d</sup>	NA
	SW08-031115	3/11/2015	µg/L	5 U <sup>d</sup>	5 U	5 U	10 U	5 U	5 U	5 U <sup>d</sup>	NA
	SW08-031815	3/18/2015	µg/L	5 U <sup>d</sup>	5 U	5 U	10 U	5 U	5 U	5 U <sup>d</sup>	NA
	SW08-033115	3/31/2015	µg/L	5 U <sup>d</sup>	5 U	5 U	10 U	5 U	5 U	5 U <sup>d</sup>	NA
	SW08-042215	4/22/2015	µg/L	5 U <sup>d</sup>	5 U	5 U	10 U	5 U	5 U	5 U <sup>d</sup>	NA
	SW08-050715	5/7/2015	µg/L	5 U <sup>d</sup>	5 U	5 U	10 U	5 U	5 U	5 U <sup>d</sup>	NA
	SW08-051915	5/19/2015	µg/L	5 U <sup>d</sup>	5 U	5 U	10 U	5 U	5 U	5 U <sup>d</sup>	NA
	SW08-060315	6/3/2015	µg/L	5 U <sup>d</sup>	5 U	5 U	10 U	5 U	5 U	5 U <sup>d</sup>	NA
	SW08-061815	6/18/2015	µg/L	5 U <sup>d</sup>	5 U	5 U	10 U	5 U	5 U	5 U <sup>d</sup>	NA
	SW08-071515	7/15/2015	µg/L	5 U <sup>d</sup>	5 U	5 U	10 U	5 U	5 U	5 U <sup>d</sup>	NA
	SW08-081315	8/13/2015	µg/L	5 U <sup>d</sup>	5 U	5 U	10 U	5 U	5 U	5 U <sup>d</sup>	NA
	SW08-092415	9/24/2015	µg/L	5 U <sup>d</sup>	5 U	5 U	10 U	5 U	5 U	5 U <sup>d</sup>	NA
	SW08-102215	10/22/2015	µg/L	1 U	1 U	1 U	2 U	1 U	1 U	1 U <sup>d</sup>	NA
	SW08-112415	11/24/2015	µg/L	1 U	1 U	1 U	2 U	1 U	1 U	1 U <sup>d</sup>	NA
	SW08-122215	12/22/2015	µg/L	<b>1.6</b>	1 U	<b>3.8</b>	<b>2.5</b>	<b>1.6</b>	1 U <sup>d</sup>	NA	
	SW08-012516	1/25/2016	µg/L	<b>2.4</b>	1 U	<b>5.6</b>	<b>2</b>	<b>1.3</b>	1 U <sup>d</sup>	NA	
	SW08-021816	2/18/2016	µg/L	<b>2.9</b>	1 U	<b>7.6</b>	<b>2.3</b>	<b>1.5</b>	1 U <sup>d</sup>	NA	
	SW08-031616	3/16/2016	µg/L	1 U	1 U	1 U	2 U	1 U	1 U <sup>d</sup>	NA	
	SW08-042716	4/27/2016	µg/L	1 U	1 U	1 U	2 U	1 U	1 U <sup>d</sup>	NA	
SW-08	SW08-050916	5/9/2016	µg/L	1 U	1 U	1 U	2 U	1 U	1 U <sup>d</sup>	NA	
	SW08-062716	6/27/2016	µg/L	1 U	1 U	1 U	2 U	1 U	1 U <sup>d</sup>	NA	
	SW08-072816	7/28/2016	µg/L	1 U	1 U	1 U	2 U	1 U	1 U <sup>d</sup>	NA	
	SW08-081916	8/19/2016	µg/L	1 U	1 U	1 U	2 U	1 U	1 U <sup>d</sup>	NA	
	SW08-092916	9/29/2016	µg/L	1 U	1 U	1 U	2 U	1 U	1 U <sup>d</sup>	NA	
	SW08-103116	10/31/2016	µg/L	1 U	1 U	1 U	2 U	1 U	1 U <sup>d</sup>	NA	
	SW08-112816	11/28/2016	µg/L	1 U	1 U	1 U	2 U	1 U	1 U <sup>d</sup>	NA	
	SW08-122916	12/29/2016	µg/L	1 U	1 U	1 U	2 U	1 U	1 U <sup>d</sup>	NA	
	SW08-012017	1/20/2017	µg/L	1 U	1 U	1 U	2 U	1 U	1 U <sup>d</sup>	NA	
	SW08-022817	2/28/2017	µg/L	1 U	1 U	1 U	2 U	1 U	5 U <sup>d</sup>	NA	
	SW08-031517	3/15/2017	µg/L	1 U	1 U	1 U	2 U	1 U	5 U <sup>d</sup>	NA	
	SW08-032117	3/21/2017	µg/L	1 U	1 U	1 U	2 U	1 U	5 U <sup>d</sup>	NA	
	SW08-033017	3/30/2017	µg/L	1 U	1 U	1 U	2 U	1 U	5 U <sup>d</sup>	NA	
	SW08-040517	4/5/2017	µg/L	1 U	1 U	1 U	2 U	1 U	5 U <sup>d</sup>	NA	
	SW08-050417	5/4/2017	µg/L	1 U	1 U	1 U	2 U	1 U	5 U <sup>d</sup>	NA	
	SW08-061317	6/13/2017	µg/L	1 U	1 U	1 U	2 U	1 U	5 U <sup>d</sup>	NA	
	SW08-071817	7/18/2017	µg/L	1 U	1 U	1 U	2 U	1 U	5 U <sup>d</sup>	NA	
	SW08-080217	8/2/2017	µg/L	1 U	1 U	1 U	2 U	1 U	5 U <sup>d</sup>	NA	
	SW08-090517	9/5/2017	µg/L	1 U	1 U	1 U	2 U	1 U	5 U <sup>d</sup>	NA	
	SW08-120517	12/5/2017	µg/L	1 U	1 U	1 U	2 U	1 U	5 U <sup>d</sup>	NA	
	SW08-121417	12/14/2017	µg/L	1 U	1 U	1 U	2 U	1 U	5 U <sup>d</sup>	NA	

**Table 3. Analytical Results for Surface Water**  
*Plantation Pipe Line Company*  
*Lewis Drive Remediation Site, Belton, South Carolina*  
*Site ID #18693 "Kinder Morgan Belton Pipeline Release"*

Location	Sample ID	Date Collected	Units	Analyte							
				Benzene	Ethylbenzene	Toluene	m&p-Xylene	o-Xylene	Naphthalene	MTBE	
	SW09-022515	2/25/2015	µg/L	5 U <sup>d</sup>	5 U	5 U	10 U	5 U	5 U	5 U <sup>d</sup>	NA
	SW09-030215	3/2/2015	µg/L	5 U <sup>d</sup>	5 U	5 U	10 U	5 U	5 U	5 U <sup>d</sup>	NA
	SW09-031115	3/11/2015	µg/L	5 U <sup>d</sup>	5 U	5 U	10 U	5 U	5 U	5 U <sup>d</sup>	NA
	SW09-031815	3/18/2015	µg/L	5 U <sup>d</sup>	5 U	5 U	10 U	5 U	5 U	5 U <sup>d</sup>	NA
	SW09-033115	3/31/2015	µg/L	5 U <sup>d</sup>	5 U	5 U	10 U	5 U	5 U	5 U <sup>d</sup>	NA
	SW09-042215	4/22/2015	µg/L	5 U <sup>d</sup>	5 U	5 U	10 U	5 U	5 U	5 U <sup>d</sup>	NA
	SW09-050715	5/7/2015	µg/L	5 U <sup>d</sup>	5 U	5 U	10 U	5 U	5 U	5 U <sup>d</sup>	NA
	SW09-051915	5/19/2015	µg/L	5 U <sup>d</sup>	5 U	5 U	10 U	5 U	5 U	5 U <sup>d</sup>	NA
	SW09-060315	6/3/2015	µg/L	5 U <sup>d</sup>	5 U	5 U	10 U	5 U	5 U	5 U <sup>d</sup>	NA
	SW09-061815	6/18/2015	µg/L	5 U <sup>d</sup>	5 U	5 U	10 U	5 U	5 U	5 U <sup>d</sup>	NA
	SW09-071515	7/15/2015	µg/L	5 U <sup>d</sup>	5 U	5 U	10 U	5 U	5 U	5 U <sup>d</sup>	NA
	SW09-081315	8/13/2015	µg/L	5 U <sup>d</sup>	5 U	5 U	10 U	5 U	5 U	5 U <sup>d</sup>	NA
	SW09-092415	9/24/2015	µg/L	5 U <sup>d</sup>	5 U	5 U	10 U	5 U	5 U	5 U <sup>d</sup>	NA
	SW09-102215	10/22/2015	µg/L	1 U	1 U	1 U	2 U	1 U	1 U	1 U <sup>d</sup>	NA
	SW09-112415	11/24/2015	µg/L	1 U	1 U	1 U	2 U	1 U	1 U	1 U <sup>d</sup>	NA
	SW09-122215	12/22/2015	µg/L	<b>2.1</b>	1 U	<b>4.8</b>	<b>3.3</b>	<b>2.1</b>	1 U <sup>d</sup>	NA	
	SW09-012516	1/25/2016	µg/L	<b>3.3</b>	1 U	<b>7.1</b>	<b>2.4</b>	<b>1.5</b>	1 U <sup>d</sup>	NA	
	SW09-021816	2/18/2016	µg/L	<b>2.2</b>	1 U	<b>5.9</b>	2 U	<b>1.2</b>	1 U <sup>d</sup>	NA	
	SW09-031616	3/16/2016	µg/L	1 U	1 U	1 U	2 U	1 U	1 U <sup>d</sup>	NA	
	SW09-042716	4/27/2016	µg/L	1 U	1 U	1 U	2 U	1 U	1 U <sup>d</sup>	NA	
SW-09	SW09-050916	5/9/2016	µg/L	1 U	1 U	1 U	2 U	1 U	1 U <sup>d</sup>	NA	
	SW09-062716	6/27/2016	µg/L	1 U	1 U	1 U	2 U	1 U	1 U <sup>d</sup>	NA	
	SW09-072816	7/28/2016	µg/L	1 U	1 U	1 U	2 U	1 U	1 U <sup>d</sup>	NA	
	SW09-081916	8/19/2016	µg/L	1 U	1 U	1 U	2 U	1 U	1 U <sup>d</sup>	NA	
	SW09-092916	9/29/2016	µg/L	1 U	1 U	1 U	2 U	1 U	1 U <sup>d</sup>	NA	
	SW09-103116	10/31/2016	µg/L	1 U	1 U	1 U	2 U	1 U	1 U <sup>d</sup>	NA	
	SW09-112816	11/28/2016	µg/L	1 U	1 U	1 U	2 U	1 U	1 U <sup>d</sup>	NA	
	SW09-122916	12/29/2016	µg/L	1 U	1 U	1 U	2 U	1 U	1 U <sup>d</sup>	NA	
	SW09-012017	1/20/2017	µg/L	1 U	1 U	1 U	2 U	1 U	1 U <sup>d</sup>	NA	
	SW09-022817	2/28/2017	µg/L	1 U	1 U	1 U	2 U	1 U	5 U <sup>d</sup>	NA	
	SW09-031517	3/15/2017	µg/L	1 U	1 U	1 U	2 U	1 U	5 U <sup>d</sup>	NA	
	SW09-032117	3/21/2017	µg/L	1 U	1 U	1 U	2 U	1 U	5 U <sup>d</sup>	NA	
	SW09-033017	3/30/2017	µg/L	1 U	1 U	1 U	2 U	1 U	5 U <sup>d</sup>	NA	
	SW09-040517	4/5/2017	µg/L	1 U	1 U	1 U	2 U	1 U	5 U <sup>d</sup>	NA	
	SW09-050417	5/4/2017	µg/L	1 U	1 U	1 U	2 U	1 U	5 U <sup>d</sup>	NA	
	SW09-061317	6/13/2017	µg/L	1 U	1 U	1 U	2 U	1 U	5 U <sup>d</sup>	NA	
	SW09-071817	7/18/2017	µg/L	1 U	1 U	1 U	2 U	1 U	5 U <sup>d</sup>	NA	
	SW09-080217	8/2/2017	µg/L	1 U	1 U	1 U	2 U	1 U	5 U <sup>d</sup>	NA	
	SW09-090517	9/5/2017	µg/L	1 U	1 U	1 U	2 U	1 U	5 U <sup>d</sup>	NA	
	SW09-120517	12/5/2017	µg/L	1 U	1 U	1 U	2 U	1 U	5 U <sup>d</sup>	NA	
	SW09-121417	12/14/2017	µg/L	1 U	1 U	1 U	2 U	1 U	5 U <sup>d</sup>	NA	

**Table 3. Analytical Results for Surface Water**  
*Plantation Pipe Line Company*  
*Lewis Drive Remediation Site, Belton, South Carolina*  
*Site ID #18693 "Kinder Morgan Belton Pipeline Release"*

Location	Sample ID	Date Collected	Units	Analyte							
				Benzene	Ethylbenzene	Toluene	m&p-Xylene	o-Xylene	Naphthalene	MTBE	
	SW10-022515	2/25/2015	µg/L	5 U <sup>d</sup>	5 U	5 U	10 U	5 U	5 U	5 U <sup>d</sup>	NA
	SW10-030215	3/2/2015	µg/L	5 U <sup>d</sup>	5 U	5 U	10 U	5 U	5 U	5 U <sup>d</sup>	NA
	SW10-031115	3/11/2015	µg/L	5 U <sup>d</sup>	5 U	5 U	10 U	5 U	5 U	5 U <sup>d</sup>	NA
	SW10-031815	3/18/2015	µg/L	5 U <sup>d</sup>	5 U	5 U	10 U	5 U	5 U	5 U <sup>d</sup>	NA
	SW10-033115	3/31/2015	µg/L	5 U <sup>d</sup>	5 U	5 U	10 U	5 U	5 U	5 U <sup>d</sup>	NA
	SW10-042215	4/22/2015	µg/L	5 U <sup>d</sup>	5 U	5 U	10 U	5 U	5 U	5 U <sup>d</sup>	NA
	SW10-050715	5/7/2015	µg/L	5 U <sup>d</sup>	5 U	5 U	10 U	5 U	5 U	5 U <sup>d</sup>	NA
	SW10-051915	5/19/2015	µg/L	5 U <sup>d</sup>	5 U	5 U	10 U	5 U	5 U	5 U <sup>d</sup>	NA
	SW10-060315	6/3/2015	µg/L	5 U <sup>d</sup>	5 U	5 U	10 U	5 U	5 U	5 U <sup>d</sup>	NA
	SW10-061815	6/18/2015	µg/L	5 U <sup>d</sup>	5 U	5 U	10 U	5 U	5 U	5 U <sup>d</sup>	NA
	SW10-071515	7/15/2015	µg/L	5 U <sup>d</sup>	5 U	5 U	10 U	5 U	5 U	5 U <sup>d</sup>	NA
	SW10-081315	8/13/2015	µg/L	5 U <sup>d</sup>	5 U	5 U	10 U	5 U	5 U	5 U <sup>d</sup>	NA
	SW10-092415	9/24/2015	µg/L	5 U <sup>d</sup>	5 U	5 U	10 U	5 U	5 U	5 U <sup>d</sup>	NA
	SW10-102215	10/22/2015	µg/L	1 U	1 U	1 U	2 U	1 U	1 U	1 U <sup>d</sup>	NA
	SW10-112415	11/24/2015	µg/L	1 U	1 U	1 U	2 U	1 U	1 U	1 U <sup>d</sup>	NA
	SW10-122215	12/22/2015	µg/L	1 U	1 U	1 U	2 U	1 U	1 U	1 U <sup>d</sup>	NA
	SW10-012516	1/25/2016	µg/L	1 U	1 U	1 U	2 U	1 U	1 U	1 U <sup>d</sup>	NA
	SW10-021816	2/18/2016	µg/L	1 U	1 U	1 U	2 U	1 U	1 U	1 U <sup>d</sup>	NA
	SW10-031616	3/16/2016	µg/L	1 U	1 U	1 U	2 U	1 U	1 U	1 U <sup>d</sup>	NA
	SW10-042716	4/27/2016	µg/L	1 U	1 U	1 U	2 U	1 U	1 U	1 U <sup>d</sup>	NA
SW-10	SW10-050916	5/9/2016	µg/L	1 U	1 U	1 U	2 U	1 U	1 U	1 U <sup>d</sup>	NA
	SW10-062716	6/27/2016	µg/L	1 U	1 U	1 U	2 U	1 U	1 U	1 U <sup>d</sup>	NA
	SW10-072816	7/28/2016	µg/L	1 U	1 U	1 U	2 U	1 U	1 U	1 U <sup>d</sup>	NA
	SW10-081916	8/19/2016	µg/L	1 U	1 U	1 U	2 U	1 U	1 U	1 U <sup>d</sup>	NA
	SW10-092916	9/29/2016	µg/L	1 U	1 U	1 U	2 U	1 U	1 U	1 U <sup>d</sup>	NA
	SW10-103116	10/31/2016	µg/L	1 U	1 U	1 U	2 U	1 U	1 U	1 U <sup>d</sup>	NA
	SW10-112816	11/28/2016	µg/L	1 U	1 U	1 U	2 U	1 U	1 U	1 U <sup>d</sup>	NA
	SW10-122916	12/29/2016	µg/L	1 U	1 U	1 U	2 U	1 U	1 U	1 U <sup>d</sup>	NA
	SW10-012017	1/20/2017	µg/L	1 U	1 U	1 U	2 U	1 U	1 U	1 U <sup>d</sup>	NA
	SW10-022817	2/28/2017	µg/L	1 U	1 U	1 U	2 U	1 U	1 U	5 U <sup>d</sup>	NA
	SW10-031517	3/15/2017	µg/L	1 U	1 U	1 U	2 U	1 U	1 U	5 U <sup>d</sup>	NA
	SW-10-032117	3/21/2017	µg/L	1 U	1 U	1 U	2 U	1 U	1 U	5 U <sup>d</sup>	NA
	SW-10-033017	3/30/2017	µg/L	1 U	1 U	1 U	2 U	1 U	1 U	5 U <sup>d</sup>	NA
	SW-10-040517	4/5/2017	µg/L	1 U	1 U	1 U	2 U	1 U	1 U	5 U <sup>d</sup>	NA
	SW10-050417	5/4/2017	µg/L	1 U	1 U	1 U	2 U	1 U	1 U	5 U <sup>d</sup>	NA
	SW10-061317	6/13/2017	µg/L	1 U	1 U	1 U	2 U	1 U	1 U	5 U <sup>d</sup>	NA
	SW10-071817	7/18/2017	µg/L	1 U	1 U	1 U	2 U	1 U	1 U	5 U <sup>d</sup>	NA
	SW10-080217	8/2/2017	µg/L	1 U	1 U	1 U	2 U	1 U	1 U	5 U <sup>d</sup>	NA
	SW10-090517	9/5/2017	µg/L	1 U	1 U	1 U	2 U	1 U	1 U	5 U <sup>d</sup>	NA
	SW10-120517	12/5/2017	µg/L	1 U	1 U	1 U	2 U	1 U	1 U	5 U <sup>d</sup>	NA
	SW10-121417	12/14/2017	µg/L	1 U	1 U	1 U	2 U	1 U	1 U	5 U <sup>d</sup>	NA

**Table 3. Analytical Results for Surface Water**  
*Plantation Pipe Line Company*  
*Lewis Drive Remediation Site, Belton, South Carolina*  
*Site ID #18693 "Kinder Morgan Belton Pipeline Release"*

Location	Sample ID	Date Collected	Units	Analyte							MTBE
				Benzene	Ethylbenzene	Toluene	m&p-Xylene	o-Xylene	Naphthalene		
	SW11-022515	2/25/2015	µg/L	5 U <sup>d</sup>	5 U	5 U	10 U	5 U	5 U	5 U <sup>d</sup>	NA
	SW11-030215	3/2/2015	µg/L	5 U <sup>d</sup>	5 U	5 U	10 U	5 U	5 U	5 U <sup>d</sup>	NA
	SW11-031115	3/11/2015	µg/L	5 U <sup>d</sup>	5 U	5 U	10 U	5 U	5 U	5 U <sup>d</sup>	NA
	SW11-031815	3/18/2015	µg/L	5 U <sup>d</sup>	5 U	5 U	10 U	5 U	5 U	5 U <sup>d</sup>	NA
	SW11-033115	3/31/2015	µg/L	5 U <sup>d</sup>	5 U	5 U	10 U	5 U	5 U	5 U <sup>d</sup>	NA
	SW11-042215	4/22/2015	µg/L	5 U <sup>d</sup>	5 U	5 U	10 U	5 U	5 U	5 U <sup>d</sup>	NA
	SW11-050715	5/7/2015	µg/L	5 U <sup>d</sup>	5 U	5 U	10 U	5 U	5 U	5 U <sup>d</sup>	NA
	SW11-051915	5/19/2015	µg/L	5 U <sup>d</sup>	5 U	5 U	10 U	5 U	5 U	5 U <sup>d</sup>	NA
	SW11-060315	6/3/2015	µg/L	5 U <sup>d</sup>	5 U	5 U	10 U	5 U	5 U	5 U <sup>d</sup>	NA
	SW11-061815	6/18/2015	µg/L	5 U <sup>d</sup>	5 U	5 U	10 U	5 U	5 U	5 U <sup>d</sup>	NA
	SW11-071515	7/15/2015	µg/L	5 U <sup>d</sup>	5 U	5 U	10 U	5 U	5 U	5 U <sup>d</sup>	NA
	SW11-081315	8/13/2015	µg/L	5 U <sup>d</sup>	5 U	5 U	10 U	5 U	5 U	5 U <sup>d</sup>	NA
	SW11-092415	9/24/2015	µg/L	5 U <sup>d</sup>	5 U	5 U	10 U	5 U	5 U	5 U <sup>d</sup>	NA
	SW11-102215	10/22/2015	µg/L	1 U	1 U	1 U	2 U	1 U	1 U	1 U <sup>d</sup>	NA
	SW11-112415	11/24/2015	µg/L	1 U	1 U	1 U	2 U	1 U	1 U	1 U <sup>d</sup>	NA
	SW11-122215	12/22/2015	µg/L	1 U	1 U	1 U	2 U	1 U	1 U	1 U <sup>d</sup>	NA
	SW11-012516	1/25/2016	µg/L	1 U	1 U	1 U	2 U	1 U	1 U	1 U <sup>d</sup>	NA
	SW11-021816	2/18/2016	µg/L	1 U	1 U	1 U	2 U	1 U	1 U	1 U <sup>d</sup>	NA
	SW11-031616	3/16/2016	µg/L	1 U	1 U	1 U	2 U	1 U	1 U	1 U <sup>d</sup>	NA
	SW11-042716	4/27/2016	µg/L	1 U	1 U	1 U	2 U	1 U	1 U	1 U <sup>d</sup>	NA
SW-11	SW11-050916	5/9/2016	µg/L	1 U	1 U	1 U	2 U	1 U	1 U	1 U <sup>d</sup>	NA
	SW11-062716	6/27/2016	µg/L	1 U	1 U	1 U	2 U	1 U	1 U	1 U <sup>d</sup>	NA
	SW11-072816	7/28/2016	µg/L	1 U	1 U	1 U	2 U	1 U	1 U	1 U <sup>d</sup>	NA
	SW11-081916	8/19/2016	µg/L	1 U	1 U	1 U	2 U	1 U	1 U	1 U <sup>d</sup>	NA
	SW11-092916	9/29/2016	µg/L	1 U	1 U	1 U	2 U	1 U	1 U	1 U <sup>d</sup>	NA
	SW11-103116	10/31/2016	µg/L	1 U	1 U	1 U	2 U	1 U	1 U	1 U <sup>d</sup>	NA
	SW11-112816	11/28/2016	µg/L	1 U	1 U	1 U	2 U	1 U	1 U	1 U <sup>d</sup>	NA
	SW11-122916	12/29/2016	µg/L	1 U	1 U	1 U	2 U	1 U	1 U	1 U <sup>d</sup>	NA
	SW11-012017	1/20/2017	µg/L	1 U	1 U	1 U	2 U	1 U	1 U	1 U <sup>d</sup>	NA
	SW11-022817	2/28/2017	µg/L	1 U	1 U	1 U	2 U	1 U	1 U	5 U <sup>d</sup>	NA
	SW11-031517	3/15/2017	µg/L	1 U	1 U	1 U	2 U	1 U	1 U	5 U <sup>d</sup>	NA
	SW-11-032117	3/21/2017	µg/L	1 U	1 U	1 U	2 U	1 U	1 U	5 U <sup>d</sup>	NA
	SW-11-033017	3/30/2017	µg/L	1 U	1 U	1 U	2 U	1 U	1 U	5 U <sup>d</sup>	NA
	SW-11-040517	4/5/2017	µg/L	1 U	1 U	1 U	2 U	1 U	1 U	5 U <sup>d</sup>	NA
	SW11-050417	5/4/2017	µg/L	1 U	1 U	1 U	2 U	1 U	1 U	5 U <sup>d</sup>	NA
	SW11-061317	6/13/2017	µg/L	1 U	1 U	1 U	2 U	1 U	1 U	5 U <sup>d</sup>	NA
	SW11-071817	7/18/2017	µg/L	1 U	1 U	1 U	2 U	1 U	1 U	5 U <sup>d</sup>	NA
	SW11-080217	8/2/2017	µg/L	1 U	1 U	1 U	2 U	1 U	1 U	5 U <sup>d</sup>	NA
	SW11-090517	9/5/2017	µg/L	1 U	1 U	1 U	2 U	1 U	1 U	5 U <sup>d</sup>	NA
	SW11-120517	12/5/2017	µg/L	1 U	1 U	1 U	2 U	1 U	1 U	5 U <sup>d</sup>	NA
	SW11-121417	12/14/2017	µg/L	1 U	1 U	1 U	2 U	1 U	1 U	5 U <sup>d</sup>	NA

**Table 3. Analytical Results for Surface Water**  
 Plantation Pipe Line Company  
 Lewis Drive Remediation Site, Belton, South Carolina  
 Site ID #18693 "Kinder Morgan Belton Pipeline Release"

Location	Sample ID	Date Collected	Units	Analyte							MTBE
				Benzene	Ethylbenzene	Toluene	m&p-Xylene	o-Xylene	Naphthalene		
SW-12	SW12-081916	8/19/2016	µg/L	6,430	764	15,400	3,360	1,730	128	NA	
	SW12-092916	9/29/2016	µg/L	7,850	1,030	19,000	3,910	1,940	143	NA	
	SW12-103116	10/31/2016	µg/L	165	17.7	302	103	58.2	4.7	NA	
	SW12-112816	11/28/2016	µg/L	486	59.6	976	351	181	14.2	NA	
	SW12-122916	12/29/2016	µg/L	707	97.3	1,790	408	213	16.8	NA	
	SW12-012017	1/20/2017	µg/L	212	19.8	396	104	58	3.8	NA	
	SW12-022817	2/28/2017	µg/L	26.1	4.04	62.3	18.0	9.73	5 U <sup>d</sup>	NA	
	SW12-031517	3/15/2017	µg/L	125	15.3	185	67.9	35.5	5 U <sup>d</sup>	NA	
	SW12-032117	3/21/2017	µg/L	134	12.1	45.0	60.8	33.6	5 U <sup>d</sup>	NA	
	SW12-033017	3/30/2017	µg/L	48.5	5.69	86.3	27.7	15.8	5 U <sup>d</sup>	NA	
	SW12-040517	4/5/2017	µg/L	67.1	9.24	127.0	43.6	23.7	5 U <sup>d</sup>	NA	
	SW12-050417	5/4/2017	µg/L	52.8	7.96	91.7	42	23.2	5 U <sup>d</sup>	NA	
	SW12-061317	6/13/2017	µg/L	102	16.6	166	85.1	46.2	5 U <sup>d</sup>	NA	
	SW12-071817	7/18/2017	µg/L	65	5.8	116	43.3	24.8	5 U <sup>d</sup>	NA	
	SW12-080217	8/2/2017	µg/L	125	14.7	204	102	67	5 U <sup>d</sup>	NA	
	SW12-090517	9/5/2017	µg/L	46.7	4.72	72	39	26.2	5 U <sup>d</sup>	NA	
	SW12-090517-DUP	9/5/2017	µg/L	57.4	5.5	86.5	46.2	32.1	5 U <sup>d</sup>	NA	
SW12-120517	12/5/2017	µg/L	16.6	2.91	12.6	20.1	13.3	5 U <sup>d</sup>	NA		
SW12-121417	12/14/2017	µg/L	9.19	2.66	8.26	18	12.1	5 U <sup>d</sup>	NA		
SW-13	SW13-081916	8/19/2016	µg/L	1 U	1 U	1 U	2 U	1 U	1 U <sup>d</sup>	NA	
	SW13-092916	9/29/2016	µg/L	1 U	1 U	1 U	2 U	1 U	1 U <sup>d</sup>	NA	
	SW13-103116	10/31/2016	µg/L	1 U	1 U	2.0	2 U	1 U	1 U <sup>d</sup>	NA	
	SW13-112816	11/28/2016	µg/L	1 U	1 U	1 U	2 U	1 U	1 U <sup>d</sup>	NA	
	SW13-122916	12/29/2016	µg/L	1 U	1 U	1 U	2 U	1 U	1 U <sup>d</sup>	NA	
	SW13-012017	1/20/2017	µg/L	1 U	1 U	1 U	2 U	1 U	1 U <sup>d</sup>	NA	
	SW13-022817	2/28/2017	µg/L	1 U	1 U	1 U	2 U	1 U	5 U <sup>d</sup>	NA	
	SW13-031517	3/15/2017	µg/L	1 U	1 U	1 U	2 U	1 U	5 U <sup>d</sup>	NA	
	SW13-032117	3/21/2017	µg/L	1 U	1 U	1 U	2 U	1 U	5 U <sup>d</sup>	NA	
	SW13-033017	3/30/2017	µg/L	1 U	1 U	1 U	2 U	1 U	5 U <sup>d</sup>	NA	
	SW13-040517	4/5/2017	µg/L	1 U	1 U	1.21	2 U	1 U	5 U <sup>d</sup>	NA	
	SW13-050417	5/4/2017	µg/L	1 U	1 U	1 U	2 U	1 U	5 U <sup>d</sup>	NA	
	SW13-061317	6/13/2017	µg/L	1 U	1 U	1 U	2 U	1 U	5 U <sup>d</sup>	NA	
	SW13-071817	7/18/2017	µg/L	1 U	1 U	1 U	2 U	1 U	5 U <sup>d</sup>	NA	
	SW13-080217	8/2/2017	µg/L	1 U	1 U	1 U	2 U	1 U	5 U <sup>d</sup>	NA	
SW13-090517	9/5/2017	µg/L	1 U	1 U	1 U	2 U	1 U	5 U <sup>d</sup>	NA		
SW13-120517	12/5/2017	µg/L	1 U	1 U	1 U	2 U	1 U	5 U <sup>d</sup>	NA		
SW13-121417	12/14/2017	µg/L	1 U	1 U	1 U	2 U	1 U	5 U <sup>d</sup>	NA		
SW-14	SW14-071817	7/18/2017	µg/L	1 U	1 U	1 U	2 U	1 U	5 U <sup>d</sup>	NA	
	SW14-080217	8/2/2017	µg/L	1 U	1 U	1 U	2 U	1 U	5 U <sup>d</sup>	NA	
	SW14-090517	9/5/2017	µg/L	1 U	1 U	1 U	2 U	1 U	5 U <sup>d</sup>	NA	
	SW14-120517	12/5/2017	µg/L	1 U	1 U	1 U	2 U	1 U	5 U <sup>d</sup>	NA	

**Table 3. Analytical Results for Surface Water**  
 Plantation Pipe Line Company  
 Lewis Drive Remediation Site, Belton, South Carolina  
 Site ID #18693 "Kinder Morgan Belton Pipeline Release"

Location	Sample ID	Date Collected	Units	Analyte							MTBE
				Benzene	Ethylbenzene	Toluene	m&p-Xylene	o-Xylene	Naphthalene		
FP-01	FP01-031616	3/16/2016	µg/L	1 U	1 U	1 U	2 U	1 U	1 U <sup>d</sup>	NA	
	FP01-042716	4/27/2016	µg/L	1 U	1 U	1 U	2 U	1 U	1 U <sup>d</sup>	NA	
	FP01-050916	5/9/2016	µg/L	1 U	1 U	1 U	2 U	1 U	1 U <sup>d</sup>	NA	
	FP01-062716	6/27/2016	µg/L	1 U	1 U	1 U	2 U	1 U	1 U <sup>d</sup>	NA	
	FP01-072816	7/28/2016	µg/L	1 U	1 U	1 U	2 U	1 U	1 U <sup>d</sup>	NA	
	FP01-081916	8/19/2016	µg/L	1 U	1 U	1 U	2 U	1 U	1 U <sup>d</sup>	NA	
	FP01-092916	9/29/2016	µg/L	1 U	1 U	1 U	2 U	1 U	1 U <sup>d</sup>	NA	
	FP01-103116	10/31/2016	µg/L	1 U	1 U	1 U	2 U	1 U	1 U <sup>d</sup>	NA	
	FP01-112816	11/28/2016	µg/L	1 U	1 U	1 U	2 U	1 U	1 U <sup>d</sup>	NA	
	FP01-122916	12/29/2016	µg/L	1 U	1 U	1 U	2 U	1 U	1 U <sup>d</sup>	NA	
	FP01-012017	1/20/2017	µg/L	1 U	1 U	1 U	2 U	1 U	1 U <sup>d</sup>	NA	
	FP01-022817	2/28/2017	µg/L	1 U	1 U	1 U	2 U	1 U	5 U <sup>d</sup>	NA	
	FP01-031517	3/15/2017	µg/L	1 U	1 U	1 U	2 U	1 U	5 U <sup>d</sup>	NA	
	FP-01-032117	3/21/2017	µg/L	1 U	1 U	1 U	2 U	1 U	5 U <sup>d</sup>	NA	
	FP-01-033017	3/30/2017	µg/L	1 U	1 U	1 U	2 U	1 U	5 U <sup>d</sup>	NA	
	FP-01-040517	4/5/2017	µg/L	1 U	1 U	1 U	2 U	1 U	5 U <sup>d</sup>	NA	
	FP-01-050417	5/4/2017	µg/L	1 U	1 U	1 U	2 U	1 U	5 U <sup>d</sup>	NA	
	FP-01-061317	6/13/2017	µg/L	1 U	1 U	1 U	2 U	1 U	5 U <sup>d</sup>	NA	
	FP-01-071817	7/18/2017	µg/L	1 U	1 U	1 U	2 U	1 U	5 U <sup>d</sup>	NA	
	FP-01-080217	8/2/2017	µg/L	1 U	1 U	1 U	2 U	1 U	5 U <sup>d</sup>	NA	
FP-01-090517	9/5/2017	µg/L	1 U	1 U	1 U	2 U	1 U	5 U <sup>d</sup>	NA		
FP-01-120517	12/5/2017	µg/L	1 U	1 U	1 U	2 U	1 U	5 U <sup>d</sup>	NA		
FP-01-121417	12/14/2017	µg/L	1 U	1 U	1 U	2 U	1 U	5 U <sup>d</sup>	NA		
FP-02	FP02-031616	3/16/2016	µg/L	1 U	1 U	1 U	2 U	1 U	1 U <sup>d</sup>	NA	
	FP02-042716	4/27/2016	µg/L	1 U	1 U	1 U	2 U	1 U	1 U <sup>d</sup>	NA	
	FP02-050916	5/9/2016	µg/L	1 U	1 U	1 U	2 U	1 U	1 U <sup>d</sup>	NA	
	FP02-062716	6/27/2016	µg/L	1 U	1 U	1 U	2 U	1 U	1 U <sup>d</sup>	NA	
	FP02-072816	7/28/2016	µg/L	1 U	1 U	1 U	2 U	1 U	1 U <sup>d</sup>	NA	
	FP02-081916	8/19/2016	µg/L	1 U	1 U	1 U	2 U	1 U	1 U <sup>d</sup>	NA	
	FP02-092916	9/29/2016	µg/L	1 U	1 U	1 U	2 U	1 U	1 U <sup>d</sup>	NA	
	FP02-103116	10/31/2016	µg/L	1 U	1 U	1 U	2 U	1 U	1 U <sup>d</sup>	NA	
	FP02-112816	11/28/2016	µg/L	1 U	1 U	1 U	2 U	1 U	1 U <sup>d</sup>	NA	
	FP02-122916	12/29/2016	µg/L	1 U	1 U	1 U	2 U	1 U	1 U <sup>d</sup>	NA	
	FP02-012017	1/20/2017	µg/L	1 U	1 U	1 U	2 U	1 U	1 U <sup>d</sup>	NA	
	FP02-022817	2/28/2017	µg/L	1 U	1 U	1 U	2 U	1 U	5 U <sup>d</sup>	NA	
	FP02-031517	3/15/2017	µg/L	1 U	1 U	1 U	2 U	1 U	5 U <sup>d</sup>	NA	
	FP-02-032117	3/21/2017	µg/L	1 U	1 U	1 U	2 U	1 U	5 U <sup>d</sup>	NA	
	FP-02-033017	3/30/2017	µg/L	1 U	1 U	1 U	2 U	1 U	5 U <sup>d</sup>	NA	
	FP-02-040517	4/5/2017	µg/L	1 U	1 U	1 U	2 U	1 U	5 U <sup>d</sup>	NA	
	FP-02-050417	5/4/2017	µg/L	1 U	1 U	1 U	2 U	1 U	5 U <sup>d</sup>	NA	
	FP-02-061317	6/13/2017	µg/L	1 U	1 U	1 U	2 U	1 U	5 U <sup>d</sup>	NA	
	FP-02-071817	7/18/2017	µg/L	1 U	1 U	1 U	2 U	1 U	5 U <sup>d</sup>	NA	
	FP-02-080217	8/2/2017	µg/L	1 U	1 U	1 U	2 U	1 U	5 U <sup>d</sup>	NA	
FP-02-090517	9/5/2017	µg/L	1 U	1 U	1 U	2 U	1 U	5 U <sup>d</sup>	NA		
FP-02-120517	12/5/2017	µg/L	1 U	1 U	1 U	2 U	1 U	5 U <sup>d</sup>	NA		
FP-02-121417	12/14/2017	µg/L	1 U	1 U	1 U	2 U	1 U	5 U <sup>d</sup>	NA		

**Table 3. Analytical Results for Surface Water**  
*Plantation Pipe Line Company*  
*Lewis Drive Remediation Site, Belton, South Carolina*  
*Site ID #18693 "Kinder Morgan Belton Pipeline Release"*

Location	Sample ID	Date Collected	Units	Analyte						
				Benzene	Ethylbenzene	Toluene	m&p-Xylene	o-Xylene	Naphthalene	MTBE
FP-03	FP03-031616	3/16/2016	µg/L	1 U	1 U	1 U	2 U	1 U	1 U <sup>d</sup>	NA
	FP03-042716	4/27/2016	µg/L	1 U	1 U	1 U	2 U	1 U	1 U <sup>d</sup>	NA
	FP03-050916	5/9/2016	µg/L	1 U	1 U	1 U	2 U	1 U	1 U <sup>d</sup>	NA
	FP03-062716	6/27/2016	µg/L	1 U	1 U	1 U	2 U	1 U	1 U <sup>d</sup>	NA
	FP03-072816	7/28/2016	µg/L	1 U	1 U	1 U	2 U	1 U	1 U <sup>d</sup>	NA
	FP03-092916	9/29/2016	µg/L	1 U	1 U	1 U	2 U	1 U	1 U <sup>d</sup>	NA
	FP03-103116	10/31/2016	µg/L	1 U	1 U	1 U	2 U	1 U	1 U <sup>d</sup>	NA
	FP03-112816	11/28/2016	µg/L	1 U	1 U	1 U	2 U	1 U	1 U <sup>d</sup>	NA
	FP03-122916	12/29/2016	µg/L	1 U	1 U	1 U	2 U	1 U	1 U <sup>d</sup>	NA
	FP03-012017	1/20/2017	µg/L	1 U	1 U	1 U	2 U	1 U	1 U <sup>d</sup>	NA
	FP03-022817	2/28/2017	µg/L	1 U	1 U	1 U	2 U	1 U	5 U <sup>d</sup>	NA
	FP03-031517	3/15/2017	µg/L	1 U	1 U	1 U	2 U	1 U	5 U <sup>d</sup>	NA
	FP-03-032117	3/21/2017	µg/L	1 U	1 U	1 U	2 U	1 U	5 U <sup>d</sup>	NA
	FP-03-033017	3/30/2017	µg/L	1 U	1 U	1 U	2 U	1 U	5 U <sup>d</sup>	NA
	FP-03-040517	4/5/2017	µg/L	NS	NS	NS	NS	NS	NS	NA
	FP-03-050417	5/4/2017	µg/L	1 U	1 U	1 U	2 U	1 U	5 U <sup>d</sup>	NA
	FP-03-061317	6/13/2017	µg/L	1 U	1 U	1 U	2 U	1 U	5 U <sup>d</sup>	NA
	FP-03-071817	7/18/2017	µg/L	1 U	1 U	1 U	2 U	1 U	5 U <sup>d</sup>	NA
	FP-03-080217	8/2/2017	µg/L	1 U	1 U	1 U	2 U	1 U	5 U <sup>d</sup>	NA
	FP-03-090517	9/5/2017	µg/L	1 U	1 U	1 U	2 U	1 U	5 U <sup>d</sup>	NA
FP-03-120517	12/5/2017	µg/L	1 U	1 U	1 U	2 U	1 U	5 U <sup>d</sup>	NA	
FP-03-121417	12/14/2017	µg/L	1 U	1 U	1 U	2 U	1 U	5 U <sup>d</sup>	NA	
Screening Value:			µg/L	2.2 <sup>a</sup>	530 <sup>a</sup>	1,000 <sup>a</sup>	190 <sup>b,c</sup>	190 <sup>b</sup>	0.17 <sup>b</sup>	NA

Notes:

<sup>a</sup> South Carolina Department of Health and Environmental Control (SC DHEC) R.61-68, Water Classifications and Standards, Human Health for consumption of water and organism, June 27, 2014  
<sup>b</sup> U.S. Environmental Protection Agency (EPA) Regional Screening Levels (RSLs). Tapwater. November 2017. RSLs based on hazard quotient (HQ) = 1 and cancer risk = 1 x 10<sup>-6</sup>  
<sup>c</sup> RSL value for total xylenes used for m&p-Xylene  
<sup>d</sup> The analyte was analyzed for, but was not detected above the laboratory reporting/quantitation limit. However, the laboratory reporting/quantitation limit is above the screening criteria. The actual absence or presence of this analyte between the screening criteria and the laboratory reporting/quantitation limit can not be determined.

Samples analyzed by EPA Methods SW 8260B

**Bold** indicates the analyte was detected above the method detection limit.

Gray shading indicates the analyte exceeded RBSLs.

µg/L = microgram(s) per liter

FP = free product

ID = identification

J = estimated

MTBE = methyl tertiary butyl ether

NA = not applicable

NS = not sampled

SW = surface water

U = analyte was not detected above the reported sample quantitation limit











**Table 4. Well Construction Information**

Plantation Pipe Line Company

Lewis Drive Remediation Site, Belton, South Carolina

Site ID #18693 "Kinder Morgan Belton Pipeline Release"

Location ID	Installation Method	Permit #	Date Installed	Date Abandoned	Purpose	Ground Surface Elevation (ft amsl)	TOC Elevation (ft amsl)	Measured Depth to Bottom (ft BTOC)	Bore Hole Diameter (in)	Well Dia (in)	Well Depth (ft bgs)	Bottom of Well (ft amsl)	Top of	Bottom of	Top of	Bottom of	Top of	Bottom of	Length of Screen or Borehole Interval (ft)
													Screen or Open Borehole Interval (ft BTOC)	Screen or Open Borehole Interval (ft BTOC)	Screen or Open Borehole Interval (ft bgs)	Screen or Open Borehole Interval (ft bgs)	Screen or Open Borehole Interval (ft amsl)	Screen or Open Borehole Interval (ft amsl)	
VAS-31	Mobile B57 HSA	SCHE03020469	6/21/2016	Still in use	Brown's Creek Protection	828.337	NS	NA	8.50	2.00	42.00	NA	NA	NA	38.50	41.00	NA	NA	2.50
VAS-32	Mobile B57 HSA	SCHE03020469	6/30/2016	Still in use	Brown's Creek Protection	836.257	NS	NA	8.50	2.00	43.00	NA	NA	NA	39.50	42.00	NA	NA	2.50
VAS-33	Mobile B57 HSA	SCHE03020469	6/29/2016	Still in use	Brown's Creek Protection	840.900	NS	NA	8.50	2.00	52.60	NA	NA	NA	49.10	51.60	NA	NA	2.50
VAS-34	Mobile B57 HSA	SCHE03020469	7/13/2016	Still in use	Brown's Creek Protection	836.585	NS	NA	8.50	2.00	53.50	NA	NA	NA	50.00	52.50	NA	NA	2.50
VAS-35	Mobile B57 HSA	SCHE03020469	7/13/2016	Still in use	Brown's Creek Protection	831.212	NS	NA	8.50	2.00	40.00	NA	NA	NA	36.50	39.00	NA	NA	2.50
VAS-36	Mobile B57 HSA	SCHE03020469	7/7/2016	Still in use	Brown's Creek Protection	831.361	NS	NA	8.50	2.00	33.20	NA	NA	NA	29.70	32.20	NA	NA	2.50
VAS-37	Mobile B57 HSA	SCHE03020469	7/7/2016	Still in use	Brown's Creek Protection	832.454	NS	NA	8.50	2.00	16.50	NA	NA	NA	13.00	15.50	NA	NA	2.50
VAS-38	Mobile B57 HSA	SCHE03020469	7/6/2016	Still in use	Brown's Creek Protection	834.566	NS	NA	8.50	2.00	21.10	NA	NA	NA	16.60	19.10	NA	NA	2.50
VAS-39	Mobile B57 HSA	SCHE03020469	6/22/2016	Still in use	Brown's Creek Protection	835.956	NS	NA	8.50	2.00	42.40	NA	NA	NA	38.90	41.40	NA	NA	2.50
VAS-40	Mobile B57 HSA	SCHE03020469	6/23/2016	Still in use	Brown's Creek Protection	833.753	NS	NA	8.50	2.00	40.00	NA	NA	NA	36.50	39.00	NA	NA	2.50
VAS-41	Mobile B57 HSA	SCHE03020469	6/28/2016	Still in use	Brown's Creek Protection	845.071	NS	NA	8.50	2.00	27.80	NA	NA	NA	24.30	26.80	NA	NA	2.50
VAS-42A	Mobile B57 HSA	SCHE03020469	7/14/2016	Still in use	Brown's Creek Protection	845.304	NS	NA	8.50	2.00	39.30	NA	NA	NA	35.80	38.30	NA	NA	2.50
VAS-43A	Mobile B57 HSA	SCHE03020469	7/15/2016	Still in use	Brown's Creek Protection	843.078	NS	NA	8.50	2.00	66.50	NA	NA	NA	63.00	65.50	NA	NA	2.50
VAS-44A	Mobile B57 HSA	SCHE03020469	7/18/2016	Still in use	Brown's Creek Protection	838.353	NS	NA	8.50	2.00	72.50	NA	NA	NA	69.00	71.50	NA	NA	2.50
VAS-46	Mobile B57 HSA	SCHE03020469	6/24/2016	Still in use	Brown's Creek Protection	839.503	NS	NA	8.50	2.00	20.80	NA	NA	NA	18.00	20.50	NA	NA	2.50
<b>Vertical Bedrock Sparging Wells</b>																			
VBS-01	Hollow Stem Auger/Wire Line/Air Rotary	SCHE03020469M	1/28/2017	Still in use	Brown's Creek Protection	NS	NS	38.15	4.00	2.00	38.50	NA	NA	NA	34.50	38.50	NA	NA	2.00
VBS-02	Hollow Stem Auger/Wire Line/Air Rotary	SCHE03020469M	1/28/2017	Still in use	Brown's Creek Protection	NS	NS	31.05	4.00	2.00	31.00	NA	NA	NA	27.00	31.00	NA	NA	2.00
VBS-03	Hollow Stem Auger/Wire Line/Air Rotary	SCHE03020469M	1/27/2017	Still in use	Brown's Creek Protection	NS	NS	36.20	4.00	2.00	36.20	NA	NA	NA	32.20	36.20	NA	NA	2.00

**Notes:**

amsl = above mean sea level relative to North American Vertical Datum of 1988 (NAVD88). Benchmark is 34.8289659 degrees north, 82.3710354 degrees west (NAD83, 2011), elevation 929.1 ft NAVD88

bgs = below ground surface

BTOC = below top of casing

DPT = direct push

ft = feet

HSA = hollow-stem auger

in = inches

NA = not applicable

NS = location not surveyed

RNE = Refusal not encountered

TOC = top of casing

**Table 5. Groundwater Elevation and Product Thickness Data**

*Plantation Pipe Line Company*

*Lewis Drive Remediation Site, Belton, South Carolina*

*Site ID #18693 "Kinder Morgan Belton Pipeline Release"*

Location ID	Date	Depth to Product (ft BTOC)	Depth to Water (ft BTOC)	Product Thickness (ft)	Top of Casing Elevation <sup>1,2</sup> (ft amsl)	Groundwater Elevation (ft amsl)	Corrected <sup>3</sup> Groundwater Elevation (ft amsl)	Date of Product Evacuation	Start Time	Finish Time
MW-01	12/27/2017	-	8.01	-	853.07	845.06	-	-	-	-
	12/4/2017	-	9.85	-		843.22	-	-	-	-
MW-01B	12/27/2017	-	10.45	-	852.99	842.54	-	-	-	-
	12/4/2017	-	10.24	-		842.75	-	-	-	-
MW-02	12/27/2017	-	9.50	-	841.04	831.54	-	-	-	-
	12/4/2017	-	2.54	-		838.50	-	-	-	-
MW-02B	12/27/2017	-	16.41	-	841.19	824.78	-	-	-	-
	12/4/2017	-	24.56	-		816.63	-	-	-	-
MW-03	12/27/2017	-	14.80	-	838.36	823.56	-	-	-	-
	12/4/2017	-	18.00	-		820.36	-	-	-	-
MW-04	12/27/2017	-	10.20	-	844.42	834.22	-	-	-	-
	12/4/2017	-	10.07	-		834.35	-	-	-	-
MW-05	12/27/2017	-	16.40	-	851.11	834.71	-	-	-	-
	12/4/2017	-	16.55	-		834.56	-	-	-	-
MW-06	12/27/2017	-	15.30	-	852.92	837.62	-	-	-	-
	12/4/2017	-	15.45	-		837.47	-	-	-	-
MW-06B	12/27/2017	-	15.13	-	852.57	837.44	-	-	-	-
	12/4/2017	-	16.14	-		836.43	-	-	-	-
MW-07	12/27/2017	-	13.17	-	853.02	839.85	-	-	-	-
	12/4/2017	-	13.21	-		839.81	-	-	-	-
MW-08	12/27/2017	11.60	11.61	0.01	844.72	833.11	833.12	-	-	-
	12/4/2017	-	10.47	-		834.25	-	-	-	-
MW-09	12/27/2017	-	6.20	-	843.63	837.43	-	-	-	-
	12/4/2017	-	3.05	-		840.58	-	-	-	-
MW-09B	12/27/2017	-	17.40	-	843.92	826.52	-	-	-	-
	12/4/2017	-	9.15	-		834.77	-	-	-	-
MW-10	12/27/2017	-	13.71	-	845.41	831.70	-	-	-	-
	12/4/2017	-	10.85	-		834.56	-	-	-	-
MW-11	12/27/2017	30.02	30.45	0.43	855.63	825.18	825.49	-	-	-
	12/4/2017	29.72	29.86	0.14		825.77	825.87	-	-	-
MW-12	12/27/2017	-	14.53	-	834.53	820.00	-	-	-	-
	12/4/2017	-	15.55	-		818.98	-	-	-	-
MW-12B	12/27/2017	-	15.04	-	834.98	819.94	-	-	-	-
	12/4/2017	-	16.12	-		818.86	-	-	-	-
MW-13	12/27/2017	-	21.85	-	848.84	826.99	-	-	-	-
	12/4/2017	-	21.87	-		826.97	-	-	-	-
MW-13B	12/27/2017	-	23.41	-	849.82	826.41	-	-	-	-

**Table 5. Groundwater Elevation and Product Thickness Data**

*Plantation Pipe Line Company*

*Lewis Drive Remediation Site, Belton, South Carolina*

*Site ID #18693 "Kinder Morgan Belton Pipeline Release"*

Location ID	Date	Depth to Product (ft BTOC)	Depth to Water (ft BTOC)	Product Thickness (ft)	Top of Casing Elevation <sup>1,2</sup> (ft amsl)	Groundwater Elevation (ft amsl)	Corrected <sup>3</sup> Groundwater Elevation (ft amsl)	Date of Product Evacuation	Start Time	Finish Time
MW-13B (cont'd)	12/4/2017	-	22.66	-		827.16	-	-	-	-
MW-14					838.70					
	12/27/2017	-	17.50	-		821.20	-	-	-	-
	12/4/2017	-	17.62	-		821.08	-	-	-	-
MW-14B					840.20					
	12/27/2017	-	19.06	-		821.14	-	-	-	-
	12/4/2017	-	19.22	-		820.98	-	-	-	-
MW-15					831.03					
	12/27/2017	14.01	14.02	0.01		817.01	817.02	-	-	-
	12/4/2017	-	13.66	-		817.37	-	-	-	-
MW-15B					831.29					
	12/27/2017	-	15.90	-		815.39	-	-	-	-
	12/4/2017	-	16.25	-		815.04	-	-	-	-
MW-16					847.67					
	12/27/2017	-	10.60	-		837.07	-	-	-	-
	12/4/2017	-	7.00	-		840.67	-	-	-	-
MW-17					855.35					
	12/27/2017	-	16.85	-		838.50	-	-	-	-
	12/4/2017	-	10.85	-		844.50	-	-	-	-
MW-17B					855.37					
	12/27/2017	-	16.90	-		838.47	-	-	-	-
	12/4/2017	-	17.05	-		838.32	-	-	-	-
MW-18					846.89					
	12/27/2017	-	12.60	-		834.29	-	-	-	-
	12/4/2017	11.61	11.64	0.03		835.25	835.27	-	-	-
MW-19					853.94					
	12/27/2017	-	11.75	-		842.19	-	-	-	-
	12/4/2017	-	11.77	-		842.17	-	-	-	-
MW-20					852.89					
	12/27/2017	13.15	13.50	0.35		839.39	839.64	-	-	-
	12/4/2017	13.30	14.64	<b>1.34</b>		838.25	839.22	-	-	-
MW-21					855.77					
	12/27/2017	-	17.17	-		838.60	-	-	-	-
	12/4/2017	-	17.42	-		838.35	-	-	-	-
MW-22					854.60					
	12/27/2017	-	DRY	-		-	-	-	-	-
	12/4/2017	-	9.99	-		844.61	-	-	-	-
MW-23					849.57					
	12/27/2017	-	10.81	-		838.76	-	-	-	-
	12/4/2017	-	11.13	-		838.44	-	-	-	-
MW-23B					849.69					
	12/27/2017	-	11.45	-		838.24	-	-	-	-
	12/4/2017	-	11.45	-		838.24	-	-	-	-
MW-24					817.92					
	12/27/2017	-	4.50	-		813.42	-	-	-	-
	12/4/2017	-	4.51	-		813.41	-	-	-	-
MW-24B					818.72					
	12/27/2017	-	5.58	-		813.14	-	-	-	-
	12/4/2017	-	5.69	-		813.03	-	-	-	-
MW-25					826.18					
	12/27/2017	-	8.69	-		817.49	-	-	-	-
	12/4/2017	-	7.10	-		819.08	-	-	-	-
MW-25B					823.81					
	12/27/2017	-	5.25	-		818.56	-	-	-	-
	12/4/2017	-	5.30	-		818.51	-	-	-	-
MW-26					847.56					

**Table 5. Groundwater Elevation and Product Thickness Data**

*Plantation Pipe Line Company*

*Lewis Drive Remediation Site, Belton, South Carolina*

*Site ID #18693 "Kinder Morgan Belton Pipeline Release"*

Location ID	Date	Depth to Product (ft BTOC)	Depth to Water (ft BTOC)	Product Thickness (ft)	Top of Casing Elevation <sup>1,2</sup> (ft amsl)	Groundwater Elevation (ft amsl)	Corrected <sup>3</sup> Groundwater Elevation (ft amsl)	Date of Product Evacuation	Start Time	Finish Time
MW-26 (cont'd)	12/27/2017	-	6.35	-		841.21	-	-	-	-
	12/4/2017	-	6.83	-		840.73	-	-	-	-
MW-26B					847.81					
	12/27/2017	-	9.34	-		838.47	-	-	-	-
	12/4/2017	-	9.17	-		838.64	-	-	-	-
MW-27					854.11					
	12/27/2017	-	27.40	-		826.71	-	-	-	-
	12/4/2017	-	27.46	-		826.65	-	-	-	-
MW-27B					857.14					
	12/27/2017	-	30.71	-		826.43	-	-	-	-
	12/4/2017	-	30.70	-		826.44	-	-	-	-
MW-28					844.31					
	12/27/2017	-	24.55	-		819.76	-	-	-	-
	12/4/2017	-	23.94	-		820.37	-	-	-	-
MW-29					852.20					
	12/27/2017	-	10.06	-		842.14	-	-	-	-
	12/4/2017	-	10.39	-		841.81	-	-	-	-
MW-30					841.28					
	12/27/2017	-	14.55	-		826.73	-	-	-	-
	12/4/2017	-	14.47	-		826.81	-	-	-	-
MW-31					845.04					
	12/27/2017	-	22.35	-		822.69	-	-	-	-
	12/4/2017	-	20.05	-		824.99	-	-	-	-
MW-31B					844.94					
	12/27/2017	-	21.10	-		823.84	-	-	-	-
MW-32					842.93					
	12/27/2017	-	18.85	-		824.08	-	-	-	-
	12/4/2017	-	10.02	-		832.91	-	-	-	-
MW-33					849.20					
	12/27/2017	-	26.35	-		822.85	-	-	-	-
MW-33T					849.11					
	12/27/2017	-	27.60	-		821.51	-	-	-	-
	12/4/2017	-	27.12	-		821.99	-	-	-	-
MW-34					816.35					
	12/27/2017	-	2.43	-		813.92	-	-	-	-
	12/4/2017	-	2.52	-		813.83	-	-	-	-
MW-35					829.40					
	12/27/2017	-	8.62	-		820.78	-	-	-	-
	12/4/2017	-	10.41	-		818.99	-	-	-	-
MW-36					858.47					
	12/27/2017	-	19.98	-		838.49	-	-	-	-
	12/4/2017	-	20.14	-		838.33	-	-	-	-
MW-36B					858.15					
	12/27/2017	-	19.68	-		838.47	-	-	-	-
	12/4/2017	-	20.90	-		837.25	-	-	-	-
MW-37					813.92					
	12/27/2017	-	3.41	-		810.51	-	-	-	-
	12/4/2017	-	3.47	-		810.45	-	-	-	-
MW-38					813.28					
	12/27/2017	-	1.91	-		811.37	-	-	-	-
	12/4/2017	-	2.01	-		811.27	-	-	-	-
MW-39					819.90					
	12/27/2017	-	5.39	-		814.51	-	-	-	-
	12/4/2017	-	5.72	-		814.18	-	-	-	-
MW-40					817.79					
	12/27/2017	-	2.72	-		815.07	-	-	-	-

**Table 5. Groundwater Elevation and Product Thickness Data**

Plantation Pipe Line Company

Lewis Drive Remediation Site, Belton, South Carolina

Site ID #18693 "Kinder Morgan Belton Pipeline Release"

Location ID	Date	Depth to Product (ft BTOC)	Depth to Water (ft BTOC)	Product Thickness (ft)	Top of Casing Elevation <sup>1,2</sup> (ft amsl)	Groundwater Elevation (ft amsl)	Corrected <sup>3</sup> Groundwater Elevation (ft amsl)	Date of Product Evacuation	Start Time	Finish Time
MW-40 (cont'd)	12/4/2017	-	3.43	-		814.36	-	-	-	-
MW-41					819.68					
	12/27/2017	-	4.47	-		815.21	-	-	-	-
	12/4/2017	-	5.55	-		814.13	-	-	-	-
MW-42					820.33					
	12/27/2017	-	5.14	-		815.19	-	-	-	-
	12/4/2017	-	5.26	-		815.07	-	-	-	-
MW-43					818.12					
	12/27/2017	-	4.30	-		813.82	-	-	-	-
	12/4/2017	-	4.50	-		813.62	-	-	-	-
MW-43B					818.80					
	12/27/2017	-	2.12	-		816.68	-	-	-	-
	12/4/2017	-	4.08	-		814.72	-	-	-	-
MW-44					853.67					
	12/27/2017	-	9.38	-		844.29	-	-	-	-
	12/4/2017	-	9.40	-		844.27	-	-	-	-
MW-44B					853.38					
	12/27/2017	-	14.55	-		838.83	-	-	-	-
	12/4/2017	-	14.32	-		839.06	-	-	-	-
MW-45					852.47					
	12/27/2017	-	15.88	-		836.59	-	-	-	-
	12/4/2017	-	14.22	-		838.25	-	-	-	-
MW-45B					852.85					
	12/27/2017	-	9.11	-		843.74	-	-	-	-
	12/4/2017	-	15.93	-		836.92	-	-	-	-
MW-46					845.47			11/9/2017	11:40	11:45
	12/27/2017	-	9.11	-		836.36	-	-	-	-
	12/4/2017	-	9.48	-		835.99	-	-	-	-
MW-47					842.98					
	12/27/2017	-	19.92	-		823.06	-	-	-	-
	12/4/2017	-	17.75	-		825.23	-	-	-	-
MW-48B					832.34			11/9/2017	11:30	11:35
	12/27/2017	-	18.17	-		814.17	-	-	-	-
	12/4/2017	-	18.22	-		814.12	-	-	-	-
MW-49					846.78					
	12/27/2017	-	20.18	-		826.60	-	-	-	-
	12/4/2017	-	20.29	-		826.49	-	-	-	-
MW-50B					850.34					
	12/27/2017	-	23.82	-		826.52	-	-	-	-
	12/4/2017	-	21.37	-		828.97	-	-	-	-
RS-01					849.13					
	12/27/2017	13.58	14.00	0.42		835.13	835.44	1/2/2018	10:23	10:28
RS-02					849.52					
	12/27/2017	12.11	12.15	0.04		837.37	837.40	-	-	-
RS-04					851.47					
	12/27/2017	-	9.75	-		841.72	-	-	-	-
RS-05					848.31					
	12/27/2017	12.50	13.15	0.65		835.16	835.63	1/2/2018	10:16	10:21
RS-06					849.47					
	12/27/2017	-	12.21	-		837.26	-	-	-	-
RS-07					855.08					
	12/27/2017	-	14.06	-		841.02	-	-	-	-
	12/21/2017	-	14.17	0.01		840.91	840.92	12/22/2017	10:15	10:20
	12/13/2017	14.07	14.08	0.01		841.00	841.01	12/14/2017	10:05	10:10
	12/7/2017	14.11	14.12	0.01		840.96	840.97	-	-	-
	12/1/2017	-	14.05	-		841.03	-	-	-	-



**Table 5. Groundwater Elevation and Product Thickness Data**

Plantation Pipe Line Company

Lewis Drive Remediation Site, Belton, South Carolina

Site ID #18693 "Kinder Morgan Belton Pipeline Release"

Location ID	Date	Depth to Product (ft BTOC)	Depth to Water (ft BTOC)	Product Thickness (ft)	Top of Casing Elevation <sup>1,2</sup> (ft amsl)	Groundwater Elevation (ft amsl)	Corrected <sup>3</sup> Groundwater Elevation (ft amsl)	Date of Product Evacuation	Start Time	Finish Time
RS-08					854.00			-	-	-
	12/27/2017	14.90	15.00	0.10		839.00	839.07	1/2/2018	13:15	13:20
	12/21/2017	15.03	15.16	0.13		838.84	838.93	11/9/2017	11:15	11:20
	12/13/2017	14.94	15.02	0.08		838.98	839.04	12/14/2017	10:15	10:20
	12/7/2017	15.05	15.20	0.15		838.80	838.91	12/7/2017	9:40	9:45
12/1/2017	14.83	14.95	0.12		839.05	839.14	-	-	-	
RS-09					847.60			-	-	-
	12/27/2017	-	14.13	-		833.47	-	11/9/2017	11:10	11:15
RS-10					847.42			-	-	-
	12/27/2017	10.05	10.15	0.10		837.27	837.34	-	-	-
RS-11					847.44			-	-	-
12/27/2017	-	9.00	-			838.44	-	-	-	-
RS-12					847.74			11/9/2017	11:05	11:10
	12/27/2017	-	9.20	-		838.54	-	-	-	-
RS-13					845.98			-	-	-
12/27/2017	-	14.34	-			831.64	-	-	-	-
RS-14					845.97			-	-	-
12/27/2017	7.47	7.49	0.02			838.48	838.49	-	-	-
RS-15					846.41			-	-	-
12/27/2017	-	6.99	-			839.42	-	-	-	-
RS-16					845.44			-	-	-
12/27/2017	-	6.80	-			838.64	-	-	-	-
RS-17					844.22			-	-	-
12/27/2017	6.38	6.39	0.01			837.83	837.84	-	-	-
RS-18					847.89			-	-	-
12/27/2017	-	15.92	-			831.97	-	-	-	-
RS-20					842.69			-	-	-
12/27/2017	-	6.55	-			836.14	-	-	-	-
RT-1A					854.06			-	-	-
	12/27/2017	14.62	14.65	0.03		839.41	839.43	1/2/2018	13:20	13:25
	12/21/2017	14.82	14.87	0.05		839.19	839.23	12/22/2017	9:45	9:50
	12/13/2017	14.77	14.82	0.05		839.24	839.28	12/14/2017	9:35	9:40
	12/7/2017	15.03	15.12	0.09		838.94	839.01	12/7/2017	9:00	9:05
12/1/2017	14.74	14.84	0.10		839.22	839.29	-	-	-	
RT-1B					854.15			-	-	-
	12/27/2017	14.59	14.62	0.03		839.53	839.55	1/2/2018	13:25	13:30
	12/21/2017	14.77	14.82	0.05		839.33	839.37	12/22/2017	9:55	10:00
	12/13/2017	14.72	14.77	0.05		839.38	839.42	12/14/2017	9:45	9:50
	12/7/2017	14.99	15.08	0.09		839.07	839.14	12/7/2017	9:10	9:15
12/1/2017	14.71	14.79	0.08		839.36	839.42	-	-	-	
RT-1C					854.55			-	-	-
	12/27/2017	15.17	15.20	0.03		839.35	839.37	1/2/2018	13:30	13:35
	12/21/2017	15.36	15.41	0.05		839.14	839.18	12/22/2017	10:00	10:05
	12/13/2017	15.31	15.36	0.05		839.19	839.23	12/14/2017	9:55	10:00
	12/7/2017	15.57	15.66	0.09		838.89	838.96	12/7/2017	9:20	9:25
12/1/2017	15.30	15.37	0.07		839.18	839.23	-	-	-	
RT-2A					817.48			-	-	-
	12/27/2017	-	1.05	-		816.43	-	1/2/2018	12:05	12:10
	12/21/2017	-	0.84	-		816.64	-	-	-	-
	12/13/2017	-	1.00	-		816.48	-	-	-	-
	12/7/2017	-	1.23	-		816.25	-	12/7/2017	11:00	11:05
12/1/2017	-	1.18	-		816.30	-	-	-	-	
RT-2B					817.61			-	-	-
	12/27/2017	-	1.20	-		816.41	-	1/2/2018	12:10	12:15
	12/21/2017	-	1.00	-		816.61	-	12/22/2017	11:30	11:35
12/13/2017	1.15	1.16	0.01		816.45	816.46	12/14/2017	11:15	11:20	

**Table 5. Groundwater Elevation and Product Thickness Data**

Plantation Pipe Line Company

Lewis Drive Remediation Site, Belton, South Carolina

Site ID #18693 "Kinder Morgan Belton Pipeline Release"

Location ID	Date	Depth to Product (ft BTOC)	Depth to Water (ft BTOC)	Product Thickness (ft)	Top of Casing Elevation <sup>1,2</sup> (ft amsl)	Groundwater Elevation (ft amsl)	Corrected <sup>3</sup> Groundwater Elevation (ft amsl)	Date of Product Evacuation	Start Time	Finish Time
RT-2B (cont'd)	12/7/2017	1.35	1.36	0.01		816.25	816.26	12/7/2017	11:10	11:15
	12/1/2017	-	1.77	-		815.84	-	-	-	-
RT-2C					818.06					
	12/27/2017	-	1.63	-		816.43	-	1/2/2018	12:15	12:20
	12/21/2017	-	1.46	-		816.60	-	-	-	-
	12/13/2017	-	1.60	-		816.46	-	-	-	-
	12/7/2017	-	1.81	-		816.25	-	11/9/2017	9:10	9:15
	12/1/2017	-	1.83	-		816.23	-	-	-	-
RT-2D					818.12					
	12/27/2017	-	1.71	-		816.41	-	1/2/2018	12:20	12:25
	12/21/2017	-	1.53	-		816.59	-	12/22/2017	11:40	11:45
	12/13/2017	1.67	1.68	0.01		816.44	816.45	11/9/2017	9:15	9:20
	12/7/2017	-	1.88	-		816.24	-	-	-	-
	12/1/2017	-	1.93	-		816.19	-	-	-	-
RT-2E					818.25					
	12/27/2017	-	1.82	-		816.43	-	1/2/2018	12:25	12:30
	12/21/2017	-	1.63	-		816.62	-	-	-	-
	12/13/2017	-	NM	-		-	-	-	-	-
	12/7/2017	-	1.99	-		816.26	-	12/7/2017	11:30	11:35
	12/1/2017	-	2.28	-		815.97	-	-	-	-
RT-2F					818.57					
	12/27/2017	-	2.15	-		816.42	-	1/2/2018	12:30	12:35
	12/21/2017	-	1.97	-		816.60	-	11/9/2017	10:50	10:55
	12/13/2017	2.12	2.13	0.01		816.44	816.45	12/14/2017	11:35	11:40
	12/7/2017	-	2.33	-		816.24	-	12/7/2017	11:35	11:40
	12/1/2017	-	2.43	-		816.14	-	-	-	-
RT-2G					820.07					
	12/27/2017	-	4.25	-		815.82	-	11/9/2017	10:40	10:45
	12/21/2017	-	3.62	-		816.45	-	-	-	-
	12/13/2017	-	4.43	-		815.64	-	-	-	-
	12/7/2017	-	3.82	-		816.25	-	12/7/2017	11:40	11:45
	12/1/2017	-	0.39	-		819.68	-	-	-	-
RT-2I					819.51			11/9/2017	10:30	10:35
	12/27/2017	-	3.12	-		816.39	-	1/2/2018	12:40	12:45
	12/21/2017	-	3.39	-		816.12	-	-	-	-
	12/13/2017	-	2.82	-		816.69	-	-	-	-
	12/7/2017	-	3.60	-		815.91	-	12/7/2017	11:50	11:55
	12/1/2017	-	3.12	-		816.39	-	11/9/2017	9:35	9:40
RT-2J					817.63					
	12/27/2017	-	1.41	-		816.22	-	1/2/2018	12:45	12:50
	12/21/2017	2.09	2.10	0.01		815.53	815.54	-	-	-
	12/13/2017	-	1.11	-		816.52	-	-	-	-
	12/7/2017	2.44	2.45	0.01		815.18	815.19	12/7/2017	11:55	12:00
	12/1/2017	-	0.65	-		816.98	-	-	-	-
RT-2K					817.40					
	12/27/2017	1.24	1.25	0.01		816.15	816.16	1/2/2018	12:50	12:55
	12/21/2017	-	NM	-		-	-	-	-	-
	12/13/2017	-	NM	-		-	-	11/9/2017	9:30	9:35
	12/7/2017	-	NM	-		-	-	12/7/2017	12:00	12:05
	12/1/2017	-	NM	-		-	-	-	-	-
RT-2L					819.54					
	12/27/2017	-	2.25	-		817.29	-	1/2/2018	12:55	13:00
	12/21/2017	-	2.34	-		817.20	-	-	-	-
	12/13/2017	-	2.36	-		817.18	-	-	-	-
	12/7/2017	2.66	2.67	0.01		816.87	816.88	12/7/2017	12:05	12:10
	12/1/2017	-	2.60	-		816.94	-	-	-	-

**Table 5. Groundwater Elevation and Product Thickness Data**

Plantation Pipe Line Company

Lewis Drive Remediation Site, Belton, South Carolina

Site ID #18693 "Kinder Morgan Belton Pipeline Release"

Location ID	Date	Depth to Product (ft BTOC)	Depth to Water (ft BTOC)	Product Thickness (ft)	Top of Casing Elevation <sup>1,2</sup> (ft amsl)	Groundwater Elevation (ft amsl)	Corrected <sup>2</sup> Groundwater Elevation (ft amsl)	Date of Product Evacuation	Start Time	Finish Time
RW-01	12/27/2017	-	12.54	-	851.92	839.38	-	-	-	-
RW-02	12/27/2017	23.51	24.10	<b>0.59</b>	852.69	828.59	829.02	1/2/2018	10:58	11:03
RW-03	12/27/2017	24.20	24.25	0.05	852.34	828.09	828.13	-	-	-
RW-04	12/27/2017	29.77	30.35	<b>0.58</b>	853.93	823.58	824.01	1/2/2018	11:09	11:14
	12/21/2017	24.34	24.93	<b>0.59</b>		829.00	829.43	12/22/2017	10:40	10:45
	12/13/2017	29.44	29.84	0.40		824.09	824.38	12/14/2017	10:35	10:40
	12/7/2017	29.46	29.77	0.31		824.16	824.39	12/7/2017	10:15	10:20
	12/1/2017	29.49	29.67	0.18		824.26	824.39	-	-	-
RW-05	12/27/2017	32.78	33.95	<b>1.17</b>	853.53	819.58	820.44	1/2/2018	11:23	11:28
	12/21/2017	32.85	34.19	<b>1.34</b>		819.34	820.32	12/22/2017	10:55	11:00
	12/13/2017	32.83	33.83	<b>1.00</b>		819.70	820.43	12/14/2017	10:45	10:50
	12/7/2017	33.01	33.71	<b>0.70</b>		819.82	820.33	12/7/2017	10:25	10:30
	12/1/2017	33.32	33.69	0.37		819.84	820.11	-	-	-
RW-06	12/27/2017	-	26.27	-	846.21	819.94	-	-	-	-
	12/21/2017	27.22	27.23	0.01		818.98	818.99	-	-	-
	12/13/2017	-	26.10	-		820.11	-	-	-	-
	12/7/2017	27.27	27.28	0.01		818.93	818.94	-	-	-
	12/1/2017	-	27.18	-		819.03	-	-	-	-
RW-07	12/27/2017	22.85	22.87	0.02	843.19	820.32	820.34	1/2/2018	11:40	11:45
	12/21/2017	24.25	24.27	0.02		818.92	818.94	12/22/2017	11:05	11:10
	12/13/2017	22.87	22.88	0.01		820.31	820.32	12/14/2017	10:50	10:55
	12/7/2017	24.35	24.38	0.03		818.81	818.83	12/7/2017	10:45	10:50
	12/1/2017	23.46	23.47	0.01		819.72	819.73	-	-	-
RW-08	12/27/2017	15.79	15.80	0.01	835.48	819.68	819.69	1/2/2018	11:48	11:53
	12/21/2017	17.81	17.83	0.02		817.65	817.66	12/22/2017	11:15	11:20
	12/13/2017	15.89	15.90	0.01		819.58	819.59	12/14/2017	11:00	11:05
	12/7/2017	-	17.94	-		817.54	-	-	-	-
	12/1/2017	-	16.29	-		819.19	-	-	-	-
RW-09	12/27/2017	-	13.81	-	835.12	821.31	-	-	-	-
	12/21/2017	-	14.71	-		820.41	-	-	-	-
	12/13/2017	-	13.85	-		821.27	-	-	-	-
	12/7/2017	-	14.85	-		820.27	-	-	-	-
	12/1/2017	-	13.57	-		821.55	-	-	-	-
RW-10	12/27/2017	-	11.20	-	848.53	837.33	-	-	-	-
RW-11	12/27/2017	-	13.70	-	852.97	839.27	-	-	-	-
	12/21/2017	-	14.70	-		838.27	-	-	-	-
	12/13/2017	-	14.90	-		838.07	-	-	-	-
	12/7/2017	-	14.69	-		838.28	-	-	-	-
	12/1/2017	-	14.83	-		838.14	-	-	-	-
RW-12	12/27/2017	-	16.00	-	854.49	838.49	-	-	-	-
	12/21/2017	-	16.00	-		838.49	-	-	-	-
	12/13/2017	-	16.03	-		838.46	-	-	-	-
	12/7/2017	-	15.98	-		838.51	-	-	-	-
	12/1/2017	-	15.99	-		838.50	-	-	-	-

**Table 5. Groundwater Elevation and Product Thickness Data**

Plantation Pipe Line Company

Lewis Drive Remediation Site, Belton, South Carolina

Site ID #18693 "Kinder Morgan Belton Pipeline Release"

Location ID	Date	Depth to Product (ft BTOC)	Depth to Water (ft BTOC)	Product Thickness (ft)	Top of Casing Elevation <sup>1,2</sup> (ft amsl)	Groundwater Elevation (ft amsl)	Corrected <sup>3</sup> Groundwater Elevation (ft amsl)	Date of Product Evacuation	Start Time	Finish Time
RW-13	12/27/2017	-	NM	-	847.97	-	-	-	-	-
RW-14	12/27/2017	-	14.51	-	827.54	813.03	-	-	-	-
	12/21/2017	-	13.27	-		814.27	-	-	-	-
	12/13/2017	-	14.45	-		813.09	-	-	-	-
	12/7/2017	-	13.65	-		813.89	-	-	-	-
	12/1/2017	-	6.91	-		820.63	-	-	-	-
RW-15	12/27/2017	14.62	15.30	<b>0.68</b>	851.64	836.34	836.83	1/2/2018	10:36	10:41
SW-01	12/27/2017	-	(0.90)	-	812.82	813.72	-	-	-	-
	12/14/2017	-	(0.80)	-		813.62	-	-	-	-
	12/5/2017	-	(1.00)	-		813.82	-	-	-	-
SW-02	12/27/2017	-	(1.60)	-	808.65	810.25	-	-	-	-
	12/14/2017	-	(1.60)	-		810.25	-	-	-	-
	12/5/2017	-	(1.60)	-		810.25	-	-	-	-
SW-03	12/27/2017	-	(1.74)	-	815.09	816.83	-	-	-	-
	12/14/2017	-	(1.71)	-		816.80	-	-	-	-
	12/5/2017	-	(1.78)	-		816.87	-	-	-	-
SW-05	12/27/2017	-	NM	-	838.75	-	-	-	-	-
	12/14/2017	-	NM	-		-	-	-	-	-
	12/5/2017	-	NM	-		-	-	-	-	-
SW-08	12/27/2017	-	(1.08)	-	802.04	803.12	-	-	-	-
	12/14/2017	-	(1.15)	-		803.19	-	-	-	-
	12/5/2017	-	(1.15)	-		803.19	-	-	-	-
SW-10	12/27/2017	-	(0.45)	-	778.09	778.54	-	-	-	-
	12/14/2017	-	(0.88)	-		778.97	-	-	-	-
	12/5/2017	-	(0.88)	-		778.97	-	-	-	-
TW-04R	12/27/2017	-	DRY	-	852.64	-	-	-	-	-
TW-05R	12/27/2017	-	6.52	-	849.93	843.41	-	-	-	-
TW-14R	12/27/2017	-	DRY	-	853.37	-	-	-	-	-
TW-15R	12/27/2017	-	3.92	-	850.62	846.70	-	-	-	-
TW-21	12/27/2017	-	4.50	-	849.70	845.20	-	-	-	-
TW-28	12/27/2017	23.10	23.70	<b>0.60</b>	851.42	827.72	828.16	-	-	-
TW-30	12/27/2017	-	22.15	-	851.81	829.66	-	-	-	-
TW-34	12/27/2017	-	22.21	-	854.79	832.58	-	-	-	-
TW-35	12/27/2017	-	22.70	-	854.10	831.40	-	-	-	-
TW-40	12/27/2017	-	28.95	-	853.35	824.40	-	-	-	-
TW-41	12/27/2017	-	27.65	-	849.38	821.73	-	-	-	-

**Table 5. Groundwater Elevation and Product Thickness Data**

*Plantation Pipe Line Company*

*Lewis Drive Remediation Site, Belton, South Carolina*

*Site ID #18693 "Kinder Morgan Belton Pipeline Release"*

Location ID	Date	Depth to Product (ft BTOC)	Depth to Water (ft BTOC)	Product Thickness (ft)	Top of Casing Elevation <sup>1,2</sup> (ft amsl)	Groundwater Elevation (ft amsl)	Corrected <sup>3</sup> Groundwater Elevation (ft amsl)	Date of Product Evacuation	Start Time	Finish Time
TW-42	12/27/2017	26.10	26.55	0.45	846.84	820.29	820.62	-	-	-
TW-45	12/27/2017	27.65	27.76	0.11	848.31	820.55	820.63	-	-	-
TW-55	12/27/2017	-	14.00	-	845.93	831.93	-	-	-	-
	12/4/2017	-	5.48	-		840.45	-	-	-	-
TW-59	12/27/2017	-	12.20	-	834.78	822.58	-	-	-	-
	12/4/2017	-	15.81	-		818.97	-	-	-	-
TW-60	12/27/2017	-	10.90	-	828.03	817.13	-	-	-	-
	12/4/2017	-	10.27	-		817.76	-	-	-	-
TW-64	12/27/2017	-	19.61	-	845.88	826.27	-	-	-	-
	12/4/2017	-	17.45	-		828.43	-	-	-	-
TW-65	12/27/2017	-	22.82	-	845.62	822.80	-	-	-	-
TW-66	12/27/2017	-	3.03	-	820.31	817.28	-	-	-	-
	12/4/2017	-	3.32	-		816.99	-	-	-	-
TW-67	12/27/2017	-	9.00	-	852.71	843.71	-	-	-	-
	12/4/2017	-	12.48	-		840.23	-	-	-	-
TW-68	12/27/2017	-	23.90	-	846.45	822.55	-	-	-	-
TW-69	12/27/2017	-	17.75	-	840.27	822.52	-	-	-	-
TW-70	12/27/2017	-	19.36	-	841.95	822.59	-	-	-	-
TW-73	12/27/2017	-	6.00	-	850.53	844.53	-	-	-	-
	12/4/2017	-	3.30	-		847.23	-	-	-	-
TW-76	12/27/2017	-	14.55	-	852.44	837.89	-	-	-	-
TW-81	12/27/2017	-	4.21	-	849.43	845.22	-	-	-	-
TW-82	12/27/2017	-	4.32	-	849.64	845.32	-	-	-	-
TW-83	12/27/2017	-	5.09	-	850.44	845.35	-	-	-	-
TW-84	12/27/2017	-	5.75	-	851.22	845.47	-	-	-	-
TW-85	12/27/2017	-	16.10	-	843.49	827.39	-	-	-	-
TW-86	12/27/2017	-	5.52	-	853.10	847.58	-	-	-	-
TW-87					852.25			-	-	-

**Table 5. Groundwater Elevation and Product Thickness Data**

Plantation Pipe Line Company

Lewis Drive Remediation Site, Belton, South Carolina

Site ID #18693 "Kinder Morgan Belton Pipeline Release"

Location ID	Date	Depth to Product (ft BTOC)	Depth to Water (ft BTOC)	Product Thickness (ft)	Top of Casing Elevation <sup>1,2</sup> (ft amsl)	Groundwater Elevation (ft amsl)	Corrected <sup>3</sup> Groundwater Elevation (ft amsl)	Date of Product Evacuation	Start Time	Finish Time
TW-90	12/27/2017	-	6.60	-	845.43	845.65	-	-	-	-
TW-94	12/27/2017	-	7.80	-	840.58	837.63	-	-	-	-
TW-96	12/27/2017	-	-	-	840.40	840.58	-	-	-	-
	12/27/2017	-	14.96	-		825.44	-	-	-	-
	12/4/2017	-	3.00	-		837.40	-	-	-	-

Notes:

1. Elevation of zero mark (ft amsl) for surface water staff gauges
2. "RS-" and "RT-" features were trimmed to less than 12 inches above ground surface on 3/14/2017. Only the resurveyed top of casing elevation after trimming is displayed. Groundwater elevation calculations are based on the true top of casing elevation at the time of gauging.
3. Calculated based on an oil:water density ratio of 0.73

**Bold** indicates the gauged product thickness was greater than 0.5 feet.

amsl = above mean sea level

BTOC = below top of casing

DRY = well contained no measurable water or product

ft = feet

ID = identification

NM = not measured

The following features are no longer reliable for calculating groundwater elevation:

- RS-19 was damaged on or about January 20, 2017.
- RT-2H was covered over on or about January 17, 2017, due to construction efforts in the vicinity.
- TW-46 was damaged on or about December 8, 2016.

**Table 6. Analytical Results for Groundwater**

*Plantation Pipe Line Company*

*Lewis Drive Remediation Site, Belton, South Carolina*

*Site ID #18693 "Kinder Morgan Belton Pipeline Release"*

Location	Sample ID	Sample Date	Analyte: Units	Benzene	Ethylbenzene	Toluene	Total Xylenes	1,2-DCA	MTBE	Naphthalene	EDB
MW-01	MW-01-072715	7/27/2015	µg/L	5 U <sup>b</sup>	5 U	5 U	10 U	5 U <sup>b</sup>	5 U	5 U	0.02 U
	MW-01-012716	1/27/2016	µg/L	1 U	1 U	1 U	2 U	1 U	1 U	1 U	0.02 U
	--	11/28/2016	--	NS-IW	NS-IW	NS-IW	NS-IW	NS-IW	NS-IW	NS-IW	NS-IW
	MW-01-062817	6/28/2017	µg/L	1 U	1 U	1 U	3 U	1 U	1 U	5 U	--
	MW-01-090717	9/7/2017	µg/L	1 U	1 U	1 U	3 U	1 U	1 U	5 U	--
	MW-01-120517	12/5/2017	µg/L	1 U	1 U	1 U	3 U	1 U	1 U	5 U	--
MW-01B	MW-01B-080415	8/4/2015	µg/L	5 U <sup>b</sup>	5 U	5 U	10 U	5 U <sup>b</sup>	5 U	5 U	0.02 U
	MW-01B-012716	1/27/2016	µg/L	1 U	1 U	1 U	2 U	1 U	1 U	1 U	0.019 U
	MW-01B-120116	12/1/2016	µg/L	1 U	1 U	<b>1.4</b>	<b>5.6</b>	1 U	1 U	<b>1.3</b>	--
	MW-01B-062817	6/28/2017	µg/L	1 U	1 U	1 U	3 U	1 U	1 U	5 U	--
	MW-01B-062817-FD	6/28/2017	µg/L	1 U	1 U	1 U	3 U	1 U	1 U	5 U	--
	MW-01B-090717	9/7/2017	µg/L	1 U	1 U	1 U	3 U	1 U	1 U	5 U	--
	MW-01B-120517	12/5/2017	µg/L	1 U	1 U	1 U	3 U	1 U	1 U	5 U	--
MW-02	MW-02-072715	7/27/2015	µg/L	<b>4,320</b>	625 U	<b>9,670</b>	<b>2,460</b>	5 U <sup>b</sup>	<b>171</b>	<b>74.7</b>	0.02 U
	MW-02-012616	1/26/2016	µg/L	<b>9,500</b>	<b>1,160</b>	<b>25,000</b>	<b>6,310</b>	50 U <sup>b</sup>	<b>285</b>	<b>139</b>	0.019 U
	--	11/28/2016	--	NS-FP	NS-FP	NS-FP	NS-FP	NS-FP	NS-FP	NS-FP	NS-FP
	MW-02-062917	6/29/2017	µg/L	<b>8,040</b>	<b>833</b>	<b>27,100</b>	<b>9,890</b>	250 U <sup>b</sup>	250 U <sup>b</sup>	1,250 U <sup>b</sup>	--
	MW-02-090817	9/8/2017	µg/L	<b>2,340</b>	<b>181</b>	<b>7,120</b>	<b>8,510</b>	50 U <sup>b</sup>	50 U <sup>b</sup>	<b>389</b>	--
	MW-02-100417	10/4/2017	µg/L	<b>3,510</b>	<b>306</b>	<b>11,900</b>	<b>11,200</b>	50 U <sup>b</sup>	<b>53.9</b>	250 U <sup>b</sup>	--
	MW-02-110817	11/8/2017	µg/L	<b>850</b>	100 U	<b>1,370</b>	<b>3,520</b>	100 U <sup>b</sup>	100 U <sup>b</sup>	500 U <sup>b</sup>	--
	MW-02-120717	12/7/2017	µg/L	<b>153</b>	<b>15.1</b>	<b>313</b>	<b>441</b>	1 U	<b>70.9</b>	<b>12.8</b>	--
MW-02B	MW-02B-080415	8/4/2015	µg/L	5 U <sup>b</sup>	5 U	5 U	10 U	5 U <sup>b</sup>	5 U	5 U	0.02 U
	MW-02B-D-080415	8/4/2015	µg/L	5 U <sup>b</sup>	5 U	5 U	10 U	5 U <sup>b</sup>	5 U	5 U	0.019 U
	--	1/19/2016	--	NS-FP	NS-FP	NS-FP	NS-FP	NS-FP	NS-FP	NS-FP	NS-FP
	MW-02B-030116	3/1/2016	µg/L	1 U	1 U	<b>4.8</b>	<b>4.6</b>	1 U	1 U	1 U	0.019 U
	MW-02B-D-030116	3/1/2016	µg/L	1 U	1 U	<b>4.8</b>	<b>5.3</b>	1 U	1 U	1 U	0.02 U
	--	11/28/2016	--	NS-IW	NS-IW	NS-IW	NS-IW	NS-IW	NS-IW	NS-IW	NS-IW
	MW-02B-033117	3/31/2017	µg/L	1 U	1 U	1 U	3 U	1 U	1 U	5 U	--
	MW-02B-062917	6/29/2017	µg/L	1 U	1 U	1 U	3 U	1 U	1 U	5 U	--
	MW-02B-090817	9/8/2017	µg/L	1 U	1 U	1 U	3 U	1 U	1 U	5 U	--
	MW-02B-120717	12/7/2017	µg/L	1 U	1 U	<b>1.11</b>	3 U	1 U	1 U	5 U	--

**Table 6. Analytical Results for Groundwater**

*Plantation Pipe Line Company*

*Lewis Drive Remediation Site, Belton, South Carolina*

*Site ID #18693 "Kinder Morgan Belton Pipeline Release"*

Location	Sample ID	Sample Date	Analyte: Units	Benzene	Ethylbenzene	Toluene	Total Xylenes	1,2-DCA	MTBE	Naphthalene	EDB
MW-03	MW-03-072715	7/27/2015	µg/L	5 U <sup>b</sup>	5 U	5 U	10 U	5 U <sup>b</sup>	5 U	5 U	0.02 U
	MW-03-012516	1/25/2016	µg/L	<b>108</b>	<b>20.1</b>	<b>958</b>	<b>598</b>	1 U	1 U	<b>11.1</b>	0.02 U
	MW-03-120616	12/6/2016	µg/L	<b>61.1</b>	<b>25.1</b>	<b>229</b>	<b>330</b>	2 U	2 U	<b>3.6</b>	--
	MW-03-062917	6/29/2017	µg/L	<b>10.9</b>	1 U	<b>24.6</b>	<b>6.98</b>	1 U	<b>2.34</b>	5 U	--
	--	9/5/2017	--	NS-HS	NS-HS	NS-HS	NS-HS	NS-HS	NS-HS	NS-HS	NS-HS
	--	10/3/2017	--	NS-IW	NS-IW	NS-IW	NS-IW	NS-IW	NS-IW	NS-IW	NS-IW
	MW-03-110817	11/8/2017	µg/L	1 U	1 U	1 U	3 U	1 U	1 U	5 U	--
	MW-03-120517	12/5/2017	µg/L	1 U	1 U	1 U	3 U	1 U	1 U	5 U	--
MW-04	MW-04-072815	7/28/2015	µg/L	5 U <sup>b</sup>	5 U	5 U	10 U	5 U <sup>b</sup>	5 U	5 U	0.019 U
	MW-04-012516	1/25/2016	µg/L	1 U	1 U	1 U	2 U	1 U	1 U	1 U	0.02 U
	MW-04-120616	12/6/2016	µg/L	1 U	1 U	1 U	1 U	1 U	1 U	1 U	--
	MW-04-062917	6/29/2017	µg/L	1 U	1 U	1 U	3 U	1 U	1 U	5 U	--
	MW-04-090817	9/8/2017	µg/L	1 U	1 U	1 U	3 U	1 U	1 U	5 U	--
	MW-04-090817-DUP	9/8/2017	µg/L	1 U	1 U	1 U	3 U	1 U	1 U	5 U	--
	MW-04-120717	12/7/2017	µg/L	1 U	1 U	1 U	3 U	1 U	1 U	5 U	--
MW-05	MW-05-072815	7/28/2015	µg/L	5 U <sup>b</sup>	5 U	5 U	10 U	5 U <sup>b</sup>	5 U	5 U	0.019 U
	MW-05-012516	1/25/2016	µg/L	1 U	1 U	1 U	2 U	1 U	1 U	1 U	0.02 U
	--	11/28/2016	--	NS-IW	NS-IW	NS-IW	NS-IW	NS-IW	NS-IW	NS-IW	NS-IW
	MW-05-050317	5/3/2017	µg/L	1 U	1 U	1 U	3 U	1 U	1 U	5 U	--
	MW-05-062917	6/29/2017	µg/L	1 U	1 U	1 U	3 U	1 U	1 U	5 U	--
	MW-05-071717	7/17/2017	µg/L	1 U	1 U	1 U	3 U	1 U	1 U	5 U	--
	MW-05-080117	8/1/2017	µg/L	1 U	1 U	1 U	3 U	1 U	1 U	5 U	--
	MW-05-090817	9/8/2017	µg/L	1 U	1 U	1 U	3 U	1 U	1 U	5 U	--
	MW-05-100417	10/4/2017	µg/L	1 U	1 U	1 U	3 U	1 U	1 U	5 U	--
	MW-05-110817	11/8/2017	µg/L	1 U	1 U	1 U	3 U	1 U	1 U	5 U	--
	MW-05-120717	12/7/2017	µg/L	1 U	1 U	1 U	3 U	1 U	1 U	5 U	--
MW-06	MW-06-072815	7/28/2015	µg/L	5 U <sup>b</sup>	5 U	5 U	10 U	5 U <sup>b</sup>	5 U	5 U	0.02 U
	MW-06-012116	1/21/2016	µg/L	1 U	1 U	1 U	2 U	1 U	1 U	1 U	0.02 U
	MW-06-120216	12/2/2016	µg/L	1 U	1 U	1 U	1 U	1 U	1 U	1 U	--
	MW-06-062917	6/29/2017	µg/L	1 U	1 U	1 U	3 U	1 U	1 U	5 U	--
	MW-06-090817	9/8/2017	µg/L	1 U	1 U	1 U	3 U	1 U	1 U	5 U	--
	MW-06-120717	12/7/2017	µg/L	1 U	1 U	1 U	3 U	1 U	1 U	5 U	--
MW-06B	MW-06B-120717	12/7/2017	µg/L	1 U	1 U	1 U	3 U	1 U	1 U	5 U	--
	MW-06B-D-120717	12/7/2017	µg/L	1 U	1 U	<b>1.82</b>	3 U	1 U	1 U	5 U	--



**Table 6. Analytical Results for Groundwater**

*Plantation Pipe Line Company*

*Lewis Drive Remediation Site, Belton, South Carolina*

*Site ID #18693 "Kinder Morgan Belton Pipeline Release"*

Location	Sample ID	Sample Date	Analyte: Units	Benzene	Ethylbenzene	Toluene	Total Xylenes	1,2-DCA	MTBE	Naphthalene	EDB
MW-07	--	7/27/2015	--	NS-IW	NS-IW	NS-IW	NS-IW	NS-IW	NS-IW	NS-IW	NS-IW
	MW-07-012116	1/21/2016	µg/L	<b>1,060</b>	<b>389</b>	<b>5,210</b>	<b>2,620</b>	40 U <sup>b</sup>	40 U <sup>b</sup>	40 U <sup>b</sup>	0.02 U
	--	11/28/2016	--	NS-IW	NS-IW	NS-IW	NS-IW	NS-IW	NS-IW	NS-IW	NS-IW
	MW-07-062917	6/29/2017	µg/L	<b>4,290</b>	<b>629</b>	<b>17,700</b>	<b>4,990</b>	250 U <sup>b</sup>	250 U <sup>b</sup>	1,250 U <sup>b</sup>	--
	--	9/5/2017	--	NS-IW	NS-IW	NS-IW	NS-IW	NS-IW	NS-IW	NS-IW	NS-IW
	--	10/3/2017	--	NS-IW	NS-IW	NS-IW	NS-IW	NS-IW	NS-IW	NS-IW	NS-IW
	--	11/7/2017	--	NS-IW	NS-IW	NS-IW	NS-IW	NS-IW	NS-IW	NS-IW	NS-IW
	--	12/4/2017	--	NS-IW	NS-IW	NS-IW	NS-IW	NS-IW	NS-IW	NS-IW	NS-IW
MW-08	MW-08-072815	7/28/2015	µg/L	5 U <sup>b</sup>	5 U	5 U	10 U	5 U <sup>b</sup>	5 U	5 U	0.02 U
	MW-08-012616	1/26/2016	µg/L	1 U	1 U	1 U	2 U	1 U	1 U	1 U	0.02 U
	MW-08-120616	12/6/2016	µg/L	1 U	1 U	<b>14.4</b>	<b>7.1</b>	1 U	1 U	1 U	--
	MW-08-062917	6/29/2017	µg/L	1 U	1 U	1 U	3 U	1 U	1 U	5 U	--
	MW-08-090817	9/8/2017	µg/L	1 U	1 U	1 U	3 U	1 U	1 U	5 U	--
	MW-08-120717	12/7/2017	µg/L	1 U	1 U	1 U	3 U	1 U	1 U	5 U	--
MW-09	--	7/27/2015	--	NS-FP	NS-FP	NS-FP	NS-FP	NS-FP	NS-FP	NS-FP	NS-FP
	--	1/19/2016	--	NS-FP	NS-FP	NS-FP	NS-FP	NS-FP	NS-FP	NS-FP	NS-FP
	--	11/28/2016	--	NS-FP	NS-FP	NS-FP	NS-FP	NS-FP	NS-FP	NS-FP	NS-FP
	MW-09-062917	6/29/2017	µg/L	<b>3,860</b>	<b>517</b>	<b>13,000</b>	<b>8,680</b>	200 U <sup>b</sup>	200 U <sup>b</sup>	1,000 U <sup>b</sup>	--
	--	9/5/2017	--	NS-FP	NS-FP	NS-FP	NS-FP	NS-FP	NS-FP	NS-FP	NS-FP
	MW-09-120717	12/7/2017	µg/L	<b>54.3</b>	<b>3.44</b>	<b>19.6</b>	<b>64.8</b>	1 U	<b>27.5</b>	5 U	--
MW-09B	MW-09B-120717	12/7/2017	µg/L	<b>21.8</b>	<b>24.7</b>	<b>82.1</b>	<b>179</b>	1 U	<b>4.72</b>	<b>11.9</b>	--
MW-10	MW-10-072815	7/28/2015	µg/L	5 U <sup>b</sup>	5 U	5 U	10 U	5 U <sup>b</sup>	5 U	5 U	0.019 U
	MW-10-012616	1/26/2016	µg/L	1 U	1 U	1 U	2 U	1 U	1 U	1 U	0.019 U
	MW-10-120616	12/6/2016	µg/L	1 U	1 U	1 U	1 U	1 U	1 U	1 U	--
	MW-10-050317	5/3/2017	µg/L	1 U	1 U	1 U	3 U	1 U	1 U	5 U	--
	MW-10-050317-FD	5/3/2017	µg/L	1 U	1 U	1 U	3 U	1 U	1 U	5 U	--
	MW-10-062917	6/29/2017	µg/L	1 U	1 U	1 U	3 U	1 U	1 U	5 U	--
	MW-10-071717	7/17/2017	µg/L	1 U	1 U	1 U	3 U	1 U	1 U	5 U	--
	MW-10-080117	8/1/2017	µg/L	1 U	1 U	1 U	3 U	1 U	1 U	5 U	--
	MW-10-090817	9/8/2017	µg/L	1 U	1 U	1 U	3 U	1 U	1 U	5 U	--
	MW-10-100417	10/4/2017	µg/L	1 U	1 U	1 U	3 U	1 U	1 U	5 U	--
	MW-10-110817	11/8/2017	µg/L	1 U	1 U	1 U	3 U	1 U	1 U	5 U	--
	MW-10-120717	12/7/2017	µg/L	1 U	1 U	1 U	3 U	1 U	1 U	5 U	--

**Table 6. Analytical Results for Groundwater**

*Plantation Pipe Line Company*

*Lewis Drive Remediation Site, Belton, South Carolina*

*Site ID #18693 "Kinder Morgan Belton Pipeline Release"*

Location	Sample ID	Sample Date	Analyte: Units	Benzene	Ethylbenzene	Toluene	Total Xylenes	1,2-DCA	MTBE	Naphthalene	EDB
MW-11	--	7/27/2015	--	NS-FP	NS-FP	NS-FP	NS-FP	NS-FP	NS-FP	NS-FP	NS-FP
	MW-11-012616	1/26/2016	µg/L	<b>10,600</b>	<b>948</b>	<b>24,400</b>	<b>4,700</b>	10 U <sup>b</sup>	<b>432</b>	<b>123</b>	0.019 U
	--	11/28/2016	--	NS-IW	NS-IW	NS-IW	NS-IW	NS-IW	NS-IW	NS-IW	NS-IW
	MW-11-062817	6/28/2017	µg/L	<b>10,900</b>	<b>2,140</b>	<b>29,600</b>	<b>11,700</b>	100 U <sup>b</sup>	<b>147</b>	500 U <sup>b</sup>	--
	--	9/5/2017	--	NS-FP	NS-FP	NS-FP	NS-FP	NS-FP	NS-FP	NS-FP	NS-FP
	--	12/4/2017	--	NS-FP	NS-FP	NS-FP	NS-FP	NS-FP	NS-FP	NS-FP	NS-FP
MW-12	MW-12-072815	7/28/2015	µg/L	<b>51.3</b>	5 U	<b>22.9</b>	<b>39.2</b>	5 U <sup>b</sup>	5 U	5 U	0.02 U
	--	1/19/2016	--	NS-FP	NS-FP	NS-FP	NS-FP	NS-FP	NS-FP	NS-FP	NS-FP
	--	11/28/2016	--	NS-FP	NS-FP	NS-FP	NS-FP	NS-FP	NS-FP	NS-FP	NS-FP
	--	3/13/2017	--	NS-FP	NS-FP	NS-FP	NS-FP	NS-FP	NS-FP	NS-FP	NS-FP
	--	3/20/2017	--	NS-FP	NS-FP	NS-FP	NS-FP	NS-FP	NS-FP	NS-FP	NS-FP
	--	3/31/2017	--	NS-FP	NS-FP	NS-FP	NS-FP	NS-FP	NS-FP	NS-FP	NS-FP
	--	4/6/2017	--	NS-FP	NS-FP	NS-FP	NS-FP	NS-FP	NS-FP	NS-FP	NS-FP
	MW-12-062817	6/28/2017	µg/L	<b>1,190</b>	<b>467</b>	<b>7,910</b>	<b>5,100</b>	50 U <sup>b</sup>	50 U <sup>b</sup>	250 U <sup>b</sup>	--
	MW-12-090817	9/8/2017	µg/L	<b>648</b>	<b>436</b>	<b>3,470</b>	<b>4,440</b>	100 U <sup>b</sup>	100 U <sup>b</sup>	500 U <sup>b</sup>	--
	MW-12-120617	12/6/2017	µg/L	<b>367</b>	<b>137</b>	<b>1,540</b>	<b>4,660</b>	10 U <sup>b</sup>	10 U	<b>54.4</b>	--
MW-12B	MW-12B-012616	1/26/2016	µg/L	<b>228</b>	<b>31.4</b>	<b>193</b>	<b>532</b>	1 U	<b>5.4</b>	<b>14.6</b>	0.019 U
	MW-12B-113016	11/30/2016	µg/L	1 U	1 U	1 U	1 U	1 U	1 U	1 U	--
	MW-12B-031417	3/14/2017	µg/L	1 U	1 U	1 U	3 U	1 U	1 U	5 U	--
	MW-12B-031417-FD	3/14/2017	µg/L	1 U	1 U	1 U	3 U	1 U	1 U	5 U	--
	MW-12B-032017	3/20/2017	µg/L	1 U	1 U	1 U	3 U	1 U	1 U	5 U	--
	MW-12B-033117	3/31/2017	µg/L	1 U	1 U	1 U	3 U	1 U	1 U	5 U	--
	MW-12B-040617	4/6/2017	µg/L	1 U	1 U	1 U	3 U	1 U	1 U	5 U	--
	MW-12B-062817	6/28/2017	µg/L	<b>30.1</b>	1 U	<b>7.28</b>	<b>14.3</b>	1 U	<b>11.8</b>	5 U	--
	MW-12B-090817	9/8/2017	µg/L	<b>126</b>	<b>3.81</b>	<b>16.8</b>	<b>256</b>	1 U	1 U	<b>12</b>	--
	MW-12B-120617	12/6/2017	µg/L	<b>1.01</b>	1 U	1 U	3 U	1 U	1 U	5 U	--
MW-13	--	7/27/2015	--	NS-IW	NS-IW	NS-IW	NS-IW	NS-IW	NS-IW	NS-IW	NS-IW
	MW-13-012816	1/28/2016	µg/L	<b>2</b>	1 U	<b>12.5</b>	<b>6.9</b>	1 U	1 U	1 U	0.02 U
	--	11/28/2016	--	NS-IW	NS-IW	NS-IW	NS-IW	NS-IW	NS-IW	NS-IW	NS-IW
	MW-13-062917	6/29/2017	µg/L	<b>1.18</b>	1 U	<b>3.39</b>	3 U	1 U	1 U	5 U	--
	--	9/5/2017	--	NS-IW	NS-IW	NS-IW	NS-IW	NS-IW	NS-IW	NS-IW	NS-IW
	--	12/4/2017	--	NS-IW	NS-IW	NS-IW	NS-IW	NS-IW	NS-IW	NS-IW	NS-IW

**Table 6. Analytical Results for Groundwater**

*Plantation Pipe Line Company*

*Lewis Drive Remediation Site, Belton, South Carolina*

*Site ID #18693 "Kinder Morgan Belton Pipeline Release"*

Location	Sample ID	Sample Date	Analyte: Units	Benzene	Ethylbenzene	Toluene	Total Xylenes	1,2-DCA	MTBE	Naphthalene	EDB
MW-13B	MW-13B-012816	1/28/2016	µg/L	367	1 U	5.6	59.5	1 U	119	1 U	0.02 U
	MW-13B-D-012816	1/28/2016	µg/L	405	1 U	6.1	59.1	1 U	108	1 U	0.02 U
	MW-13B-113016	11/30/2016	µg/L	550	5.1	21.2	140	5 U <sup>b</sup>	158	7.9	--
	MW-13B-062817	6/28/2017	µg/L	308	3.09	10.3	103	1 U	121	5.13	--
	MW-13B-090817	9/8/2017	--	NS-SL	NS-SL	NS-SL	NS-SL	NS-SL	NS-SL	NS-SL	NS-SL
	MW-13B-110817	11/8/2017	µg/L	325	3.42	19	91.6	1 U	173	5.55	--
	MW-13B-D-110817	11/8/2017	µg/L	356	3.85	20.8	100	1 U	168	6.61	--
	MW-13B-120617	12/6/2017	µg/L	269	3.97	24.4	100	1 U	140	8.83	--
MW-14	MW-14-072815	7/28/2015	µg/L	5 U <sup>b</sup>	5 U	5 U	10 U	5 U <sup>b</sup>	5 U	5 U	0.02 U
	MW-14-012816	1/28/2016	µg/L	1 U	1 U	1 U	2 U	1 U	1 U	1 U	0.019 U
	MW-14-113016	11/30/2016	µg/L	1 U	1 U	1 U	1 U	1 U	1 U	1 U	--
	MW-14-062817	6/28/2017	µg/L	1 U	1 U	1 U	3 U	1 U	1 U	5 U	--
	MW-14-090817	9/8/2017	µg/L	1 U	1 U	1 U	3 U	1 U	1 U	5 U	--
	MW-14-120617	12/6/2017	µg/L	1 U	1 U	1 U	3 U	1 U	1 U	5 U	--
MW-14B	MW-14B-052516	5/25/2016	µg/L	5	1 U	1 U	4.4	1 U	17.2	1 U	0.02 U
	MW-14B-052516-FD	5/25/2016	µg/L	4.6	1 U	1 U	4.1	1 U	23.6	1 U	0.02 U
	MW-14B-113016	11/30/2016	µg/L	10.5	1 U	1.1	5.5	1 U	19.7	1 U	--
	MW-14B-062817	6/28/2017	µg/L	38.1	1.34	2.56	19.1	1 U	36.2	5 U	--
	MW-14B-090817	9/8/2017	µg/L	6.81	1 U	1 U	6.67	1 U	18.7	5 U	--
	MW-14B-120617	12/6/2017	µg/L	8.82	1 U	1 U	6.91	1 U	24.4	5 U	--
MW-15	MW-15-080415	8/4/2015	µg/L	5 U <sup>b</sup>	5 U	5 U	10 U	5 U <sup>b</sup>	5 U	5 U	0.019 U
	MW-15-012816	1/28/2016	µg/L	1 U	1 U	1 U	2 U	1 U	1 U	1 U	0.02 U
	MW-15-120716	12/7/2016	µg/L	3,680	139	422	2,280	25 U <sup>b</sup>	188	43.8	--
	MW-15-031417	3/14/2017	µg/L	1,960	72	324	1,320	25 U <sup>b</sup>	161	125 U <sup>b</sup>	--
	MW-15-031417-FD	3/14/2017	µg/L	1,820	61	286	1,120	25 U <sup>b</sup>	153	125 U <sup>b</sup>	--
	MW-15-032017	3/20/2017	µg/L	3,390	103	505	2,460	50 U <sup>b</sup>	194	250 U <sup>b</sup>	--
	MW-15-033117	3/31/2017	µg/L	2,850	65.4	444	1,860	20 U <sup>b</sup>	221	100 U <sup>b</sup>	--
	MW-15-040617	4/6/2017	µg/L	1,790	60.6	465	886	25 U <sup>b</sup>	181	125 U <sup>b</sup>	--
	MW-15-062817	6/28/2017	µg/L	73	25 U	29	110	25 U <sup>b</sup>	91.8	125 U <sup>b</sup>	--
	MW-15-090817	9/8/2017	µg/L	454	24	567	338	5 U <sup>b</sup>	193	25 U <sup>b</sup>	--
	MW-15-120617	12/6/2017	µg/L	1 U	1 U	2	5	1 U	140	5 U	--

**Table 6. Analytical Results for Groundwater**

*Plantation Pipe Line Company*

*Lewis Drive Remediation Site, Belton, South Carolina*

*Site ID #18693 "Kinder Morgan Belton Pipeline Release"*

Location	Sample ID	Sample Date	Analyte: Units	Benzene	Ethylbenzene	Toluene	Total Xylenes	1,2-DCA	MTBE	Naphthalene	EDB
MW-15B	MW-15B-080415	8/4/2015	µg/L	5 U <sup>b</sup>	5 U	5 U	10 U	5 U <sup>b</sup>	5 U	5 U	0.019 U
	MW-15B-012816	1/28/2016	µg/L	<b>4.8</b>	1 U	<b>2</b>	<b>3.9</b>	1 U	1 U	1 U	0.02 U
	MW-15B-113016	11/30/2016	µg/L	<b>337</b>	<b>34</b>	<b>565</b>	<b>194</b>	5 U <sup>b</sup>	<b>26.7</b>	<b>5</b>	--
	MW-15B-031417	3/14/2017	µg/L	<b>2,160</b>	<b>248</b>	<b>4,580</b>	<b>1,500</b>	100 U <sup>b</sup>	<b>118</b>	500 U <sup>b</sup>	--
	MW-15B-032017	3/20/2017	µg/L	<b>615</b>	<b>88.6</b>	<b>1,270</b>	<b>555</b>	25 U <sup>b</sup>	<b>67.5</b>	125 U <sup>b</sup>	--
	MW-15B-033117	3/31/2017	µg/L	<b>1,630</b>	<b>205</b>	<b>3,240</b>	<b>1,180</b>	50 U <sup>b</sup>	<b>115</b>	250 U <sup>b</sup>	--
	MW-15B-040617	4/6/2017	µg/L	<b>1,020</b>	<b>132</b>	<b>2,020</b>	<b>789</b>	25 U <sup>b</sup>	<b>84.7</b>	125 U <sup>b</sup>	--
	MW-15B-040617-FD	4/6/2017	µg/L	<b>973</b>	<b>124</b>	<b>1,910</b>	<b>742</b>	25 U <sup>b</sup>	<b>82.9</b>	125 U <sup>b</sup>	--
	MW-15B-062817	6/28/2017	µg/L	<b>1,510</b>	<b>145</b>	<b>3,520</b>	<b>1,280</b>	100 U <sup>b</sup>	100 U <sup>b</sup>	500 U <sup>b</sup>	--
	MW-15B-090817	9/8/2017	µg/L	<b>1,820</b>	<b>164</b>	<b>3,560</b>	<b>1,210</b>	50 U <sup>b</sup>	<b>133</b>	250 U <sup>b</sup>	--
	MW-15B-120617	12/6/2017	µg/L	<b>1,760</b>	<b>239</b>	<b>3,630</b>	<b>1,380</b>	1 U	<b>135</b>	<b>37.6</b>	--
	MW-15B-D-120617	12/6/2017	µg/L	<b>491</b>	<b>56</b>	<b>1,050</b>	<b>408</b>	1 U	<b>117</b>	<b>35.4</b>	--
MW-16	--	7/27/2015	--	NS-FP	NS-FP	NS-FP	NS-FP	NS-FP	NS-FP	NS-FP	NS-FP
	--	1/19/2016	--	NS-FP	NS-FP	NS-FP	NS-FP	NS-FP	NS-FP	NS-FP	NS-FP
	--	11/28/2016	--	NS-FP	NS-FP	NS-FP	NS-FP	NS-FP	NS-FP	NS-FP	NS-FP
	MW-16-062917	6/29/2017	µg/L	<b>12,900</b>	<b>1,770</b>	<b>36,400</b>	<b>12,500</b>	500 U <sup>b</sup>	<b>1,740</b>	2,500 U <sup>b</sup>	--
	--	9/5/2017	--	NS-FP	NS-FP	NS-FP	NS-FP	NS-FP	NS-FP	NS-FP	NS-FP
	--	12/7/2017	--	NS-FP	NS-FP	NS-FP	NS-FP	NS-FP	NS-FP	NS-FP	NS-FP
MW-17	--	7/27/2015	--	NS-IW	NS-IW	NS-IW	NS-IW	NS-IW	NS-IW	NS-IW	NS-IW
	--	1/19/2016	--	NS-FP	NS-FP	NS-FP	NS-FP	NS-FP	NS-FP	NS-FP	NS-FP
	--	11/28/2016	--	NS-IW	NS-IW	NS-IW	NS-IW	NS-IW	NS-IW	NS-IW	NS-IW
	--	3/13/2017	--	NS-IW	NS-IW	NS-IW	NS-IW	NS-IW	NS-IW	NS-IW	NS-IW
	--	3/20/2017	--	NS-IW	NS-IW	NS-IW	NS-IW	NS-IW	NS-IW	NS-IW	NS-IW
	--	3/31/2017	--	NS-IW	NS-IW	NS-IW	NS-IW	NS-IW	NS-IW	NS-IW	NS-IW
	--	4/6/2017	--	NS-IW	NS-IW	NS-IW	NS-IW	NS-IW	NS-IW	NS-IW	NS-IW
	--	6/26/2017	--	NS-IW	NS-IW	NS-IW	NS-IW	NS-IW	NS-IW	NS-IW	NS-IW
	--	9/5/2017	--	NS-IW	NS-IW	NS-IW	NS-IW	NS-IW	NS-IW	NS-IW	NS-IW
	--	12/4/2017	--	NS-IW	NS-IW	NS-IW	NS-IW	NS-IW	NS-IW	NS-IW	NS-IW

**Table 6. Analytical Results for Groundwater**

*Plantation Pipe Line Company*

*Lewis Drive Remediation Site, Belton, South Carolina*

*Site ID #18693 "Kinder Morgan Belton Pipeline Release"*

Location	Sample ID	Sample Date	Analyte: Units	Benzene	Ethylbenzene	Toluene	Total Xylenes	1,2-DCA	MTBE	Naphthalene	EDB
MW-17B	MW-17B-030116	3/1/2016	µg/L	6,480	488	11,900	2,870	5	742	104	0.019 U
	MW-17B-120116	12/1/2016	µg/L	9,370	761	16,900	4,500	100 U <sup>b</sup>	954	112	--
	MW-17B-031317	3/13/2017	µg/L	7,350	770	14,100	4,510	200 U <sup>b</sup>	944	1,000 U <sup>b</sup>	--
	MW-17B-032017	3/20/2017	µg/L	10,700	1,360	21,400	7,910	323	1,210	1,000 U <sup>b</sup>	--
	MW-17B-033117	3/31/2017	µg/L	9,190	900	17,500	5,910	100 U <sup>b</sup>	1,200	500 U <sup>b</sup>	--
	MW-17B-033117FD	3/31/2017	µg/L	9,190	956	18,200	6,330	100 U <sup>b</sup>	1,210	500 U <sup>b</sup>	--
	MW-17B-040617	4/6/2017	µg/L	7,780	833	14,900	5,330	200 U <sup>b</sup>	991	1,000 U <sup>b</sup>	--
	MW-17B-062817	6/28/2017	µg/L	11,200	704	21,600	5,650	200 U <sup>b</sup>	1,150	1,000 U <sup>b</sup>	--
	MW-17-090817	9/8/2017	µg/L	11,400	1,240	23,900	8,460	20 U <sup>b</sup>	1,330	201	--
	MW-17B-120717	12/7/2017	µg/L	10,600	1,060	14,900	9,210	10 U <sup>b</sup>	1,140	178	--
MW-18	--	7/27/2015	--	NS-FP	NS-FP	NS-FP	NS-FP	NS-FP	NS-FP	NS-FP	NS-FP
	--	1/19/2016	--	NS-FP	NS-FP	NS-FP	NS-FP	NS-FP	NS-FP	NS-FP	NS-FP
	--	11/28/2016	--	NS-FP	NS-FP	NS-FP	NS-FP	NS-FP	NS-FP	NS-FP	NS-FP
	--	6/26/2017	--	NS-FP	NS-FP	NS-FP	NS-FP	NS-FP	NS-FP	NS-FP	NS-FP
	--	9/5/2017	--	NS-FP	NS-FP	NS-FP	NS-FP	NS-FP	NS-FP	NS-FP	NS-FP
	--	12/4/2017	--	NS-FP	NS-FP	NS-FP	NS-FP	NS-FP	NS-FP	NS-FP	NS-FP
MW-19	--	7/27/2015	--	NS-FP	NS-FP	NS-FP	NS-FP	NS-FP	NS-FP	NS-FP	NS-FP
	MW-19-012116	1/21/2016	µg/L	22.8	18.5	256	437	1 U	1 U	10.7	0.02 U
	--	11/28/2016	--	NS-IW	NS-IW	NS-IW	NS-IW	NS-IW	NS-IW	NS-IW	NS-IW
	--	3/13/2017	--	NS-IW	NS-IW	NS-IW	NS-IW	NS-IW	NS-IW	NS-IW	NS-IW
	--	3/20/2017	--	NS-IW	NS-IW	NS-IW	NS-IW	NS-IW	NS-IW	NS-IW	NS-IW
	--	3/31/2017	--	NS-IW	NS-IW	NS-IW	NS-IW	NS-IW	NS-IW	NS-IW	NS-IW
	MW-19-040617	4/6/2017	µg/L	9,810	1,030	25,000	10,300	250 U <sup>b</sup>	250 U <sup>b</sup>	1,250 U <sup>b</sup>	--
	MW-19-062917	6/29/2017	µg/L	9,410	683	27,200	9,580	200 U <sup>b</sup>	320	1,000 U <sup>b</sup>	--
	--	9/5/2017	--	NS-IW	NS-IW	NS-IW	NS-IW	NS-IW	NS-IW	NS-IW	NS-IW
	--	12/4/2017	--	NS-IW	NS-IW	NS-IW	NS-IW	NS-IW	NS-IW	NS-IW	NS-IW

**Table 6. Analytical Results for Groundwater**

*Plantation Pipe Line Company*

*Lewis Drive Remediation Site, Belton, South Carolina*

*Site ID #18693 "Kinder Morgan Belton Pipeline Release"*

Location	Sample ID	Sample Date	Analyte: Units	Benzene	Ethylbenzene	Toluene	Total Xylenes	1,2-DCA	MTBE	Naphthalene	EDB
MW-20	--	7/27/2015	--	NS-FP	NS-FP	NS-FP	NS-FP	NS-FP	NS-FP	NS-FP	NS-FP
	--	1/19/2016	--	NS-FP	NS-FP	NS-FP	NS-FP	NS-FP	NS-FP	NS-FP	NS-FP
	--	11/28/2016	--	NS-FP	NS-FP	NS-FP	NS-FP	NS-FP	NS-FP	NS-FP	NS-FP
	--	3/13/2017	--	NS-FP	NS-FP	NS-FP	NS-FP	NS-FP	NS-FP	NS-FP	NS-FP
	--	3/20/2017	--	NS-FP	NS-FP	NS-FP	NS-FP	NS-FP	NS-FP	NS-FP	NS-FP
	--	3/31/2017	--	NS-FP	NS-FP	NS-FP	NS-FP	NS-FP	NS-FP	NS-FP	NS-FP
	--	4/6/2017	--	NS-FP	NS-FP	NS-FP	NS-FP	NS-FP	NS-FP	NS-FP	NS-FP
	--	5/4/2017	--	NS-FP	NS-FP	NS-FP	NS-FP	NS-FP	NS-FP	NS-FP	NS-FP
	--	6/26/2017	--	NS-FP	NS-FP	NS-FP	NS-FP	NS-FP	NS-FP	NS-FP	NS-FP
	--	7/17/2017	--	NS-FP	NS-FP	NS-FP	NS-FP	NS-FP	NS-FP	NS-FP	NS-FP
	--	8/1/2017	--	NS-FP	NS-FP	NS-FP	NS-FP	NS-FP	NS-FP	NS-FP	NS-FP
	--	9/5/2017	--	NS-FP	NS-FP	NS-FP	NS-FP	NS-FP	NS-FP	NS-FP	NS-FP
	--	10/4/2017	--	NS-FP	NS-FP	NS-FP	NS-FP	NS-FP	NS-FP	NS-FP	NS-FP
	--	11/8/2017	--	NS-FP	NS-FP	NS-FP	NS-FP	NS-FP	NS-FP	NS-FP	NS-FP
	--	12/4/2017	--	NS-FP	NS-FP	NS-FP	NS-FP	NS-FP	NS-FP	NS-FP	NS-FP
MW-21	MW-21-072715	7/27/2015	µg/L	5 U <sup>b</sup>	5 U	5 U	10 U	5 U <sup>b</sup>	5 U	5 U	0.02 U
	MW-21-012116	1/21/2016	µg/L	1 U	1 U	1 U	2 U	1 U	1 U	1 U	0.02 U
	MW-21-D-012116	1/21/2016	µg/L	1 U	1 U	1 U	2 U	1 U	1 U	1 U	0.019 U
	MW-21-112916	11/29/2016	µg/L	1 U	1 U	1 U	1 U	1 U	1 U	1 U	--
	MW-21-031417	3/14/2017	µg/L	1 U	1 U	1 U	3 U	1 U	1 U	5 U	--
	MW-21-032117	3/21/2017	µg/L	1 U	1 U	1 U	3 U	1 U	1 U	5 U	--
	MW-21-033117	3/31/2017	µg/L	1 U	1 U	1 U	3 U	1 U	1 U	5 U	--
	MW-21-040617	4/6/2017	µg/L	1 U	1 U	1 U	3 U	1 U	1 U	5 U	--
	MW-21-062817	6/28/2017	µg/L	1 U	1 U	1 U	3 U	1 U	1 U	5 U	--
	MW-21-062817-FD	6/28/2017	µg/L	1 U	1 U	1 U	3 U	1 U	1 U	5 U	--
	MW-21-090817	9/8/2017	µg/L	1 U	1 U	1 U	3 U	1 U	1 U	5 U	--
	MW-21-120717	12/7/2017	µg/L	1 U	1 U	1 U	3 U	1 U	1 U	5 U	--

**Table 6. Analytical Results for Groundwater**

*Plantation Pipe Line Company*

*Lewis Drive Remediation Site, Belton, South Carolina*

*Site ID #18693 "Kinder Morgan Belton Pipeline Release"*

Location	Sample ID	Sample Date	Analyte: Units	Benzene	Ethylbenzene	Toluene	Total Xylenes	1,2-DCA	MTBE	Naphthalene	EDB
MW-22	--	7/27/2015	--	NS-IW	NS-IW	NS-IW	NS-IW	NS-IW	NS-IW	NS-IW	NS-IW
	MW-22-012116	1/21/2016	µg/L	<b>19.8</b>	<b>3.4</b>	<b>47.2</b>	<b>37.4</b>	1 U	1 U	1 U	0.02 U
	--	11/28/2016	--	NS-IW	NS-IW	NS-IW	NS-IW	NS-IW	NS-IW	NS-IW	NS-IW
	--	5/3/2017	--	NS-IW	NS-IW	NS-IW	NS-IW	NS-IW	NS-IW	NS-IW	NS-IW
	MW-22-062917	6/29/2017	µg/L	<b>234</b>	10 U	<b>125</b>	30 U	10 U <sup>b</sup>	10 U	50 U <sup>b</sup>	--
	--	7/17/2017	--	NS-IW	NS-IW	NS-IW	NS-IW	NS-IW	NS-IW	NS-IW	NS-IW
	--	8/1/2017	--	NS-IW	NS-IW	NS-IW	NS-IW	NS-IW	NS-IW	NS-IW	NS-IW
	--	9/5/2017	--	NS-IW	NS-IW	NS-IW	NS-IW	NS-IW	NS-IW	NS-IW	NS-IW
	--	10/4/2017	--	NS-IW	NS-IW	NS-IW	NS-IW	NS-IW	NS-IW	NS-IW	NS-IW
	--	11/8/2017	--	NS-IW	NS-IW	NS-IW	NS-IW	NS-IW	NS-IW	NS-IW	NS-IW
	--	12/4/2017	--	NS-IW	NS-IW	NS-IW	NS-IW	NS-IW	NS-IW	NS-IW	NS-IW
MW-23	MW-23-072715	7/27/2015	µg/L	5 U <sup>b</sup>	5 U	<b>7.5</b>	10 U	5 U <sup>b</sup>	5 U	5 U	0.02 U
	MW-23D-072715	7/27/2015	µg/L	5 U <sup>b</sup>	5 U	5 U	10 U	5 U <sup>b</sup>	5 U	5 U	0.02 U
	MW-23-012016	1/20/2016	µg/L	1 U	1 U	1 U	2 U	1 U	1 U	1 U	0.019 U
	MW-23-120216	12/2/2016	µg/L	<b>450</b>	5 U	<b>14.6</b>	<b>336</b>	5 U <sup>b</sup>	<b>46.4</b>	<b>5.9</b>	--
	MW-23-031317	3/13/2017	µg/L	<b>709</b>	5 U	<b>23.1</b>	<b>548</b>	5 U <sup>b</sup>	<b>127</b>	25 U <sup>b</sup>	--
	MW-23-032017	3/20/2017	µg/L	<b>642</b>	10 U	<b>12.7</b>	<b>579</b>	10 U <sup>b</sup>	<b>108</b>	50 U <sup>b</sup>	--
	MW-23-032017-FD	3/20/2017	µg/L	<b>620</b>	10 U	<b>12.0</b>	<b>548</b>	10 U <sup>b</sup>	<b>110</b>	50 U <sup>b</sup>	--
	MW-23-033117	3/31/2017	µg/L	<b>685</b>	10 U	<b>16.5</b>	<b>624</b>	10 U <sup>b</sup>	<b>130</b>	50 U <sup>b</sup>	--
	MW-23-040617	4/6/2017	µg/L	<b>432</b>	1 U	<b>6.6</b>	<b>254</b>	1 U	<b>76.5</b>	5 U	--
	MW-23-062817	6/28/2017	µg/L	<b>131</b>	10 U	10 U	<b>117</b>	10 U <sup>b</sup>	<b>19.1</b>	5 U	--
	MW-23-071717	7/17/2017	µg/L	<b>1.2</b>	1 U	1 U	3 U	1 U	<b>1 U</b>	5 U	--
	MW-23-080117	8/1/2017	µg/L	<b>132</b>	1 U	<b>6.2</b>	<b>252</b>	1 U	<b>48.1</b>	5 U	--
	MW-23-090717	9/7/2017	µg/L	<b>1,110</b>	<b>9.25</b>	<b>43.1</b>	<b>999</b>	5 U <sup>b</sup>	<b>141</b>	25 U <sup>b</sup>	--
	MW-23-100417	10/4/2017	µg/L	<b>703</b>	10 U	<b>17.5</b>	<b>515</b>	10 U <sup>b</sup>	<b>90.1</b>	50 U <sup>b</sup>	--
	MW-23-100417-DUP	10/4/2017	µg/L	<b>543</b>	<b>2.65</b>	<b>11.5</b>	<b>424</b>	1 U	<b>69.2</b>	5 U	--
	MW-23-110817	11/8/2017	µg/L	<b>788</b>	10 U	<b>21.5</b>	<b>580</b>	10 U <sup>b</sup>	<b>118</b>	50 U <sup>b</sup>	--
	MW-23-120617	12/6/2017	µg/L	<b>693</b>	10 U	<b>17.0</b>	<b>408</b>	10 U <sup>b</sup>	<b>99.5</b>	50 U <sup>b</sup>	--

**Table 6. Analytical Results for Groundwater**

*Plantation Pipe Line Company*

*Lewis Drive Remediation Site, Belton, South Carolina*

*Site ID #18693 "Kinder Morgan Belton Pipeline Release"*

Location	Sample ID	Sample Date	Analyte: Units	Benzene	Ethylbenzene	Toluene	Total Xylenes	1,2-DCA	MTBE	Naphthalene	EDB
MW-23B	MW-23B-080515	8/5/2015	µg/L	5 U <sup>b</sup>	5 U	7.0	10 U	5 U <sup>b</sup>	5 U	5 U	0.02 U
	MW-23B-012016	1/20/2016	µg/L	1 U	1 U	3.9	7.1	1 U	1 U	1 U	0.02 U
	MW-23B-120216	12/2/2016	µg/L	1 U	1.4	3.5	11.0	1 U	1 U	1.3	--
	MW-23B-031317	3/13/2017	µg/L	1 U	1.11	2.63	8.86	1 U	1 U	5 U	--
	MW-23B-032017	3/20/2017	µg/L	1 U	1.55	2.98	11.7	1 U	1 U	5 U	--
	MW-23B-033117	3/31/2017	µg/L	1 U	1.24	2.41	8.86	1 U	1 U	5 U	--
	MW-23B-040617	4/6/2017	µg/L	1 U	1.21	2.41	9.23	1 U	1 U	5 U	--
	MW-23B-062817	6/28/2017	µg/L	1 U	1 U	1.73	6.20	1 U	1 U	5 U	--
	MW-23B-090717	9/7/2017	µg/L	1 U	1 U	1.65	5.40	1 U	1 U	5 U	--
MW-23B-120617	12/6/2017	µg/L	1 U	1.2	2.48	7.93	1 U	1 U	5 U	--	
MW-24	MW-24-080515	8/5/2015	µg/L	5 U <sup>b</sup>	5 U	5 U	10 U	5 U <sup>b</sup>	5 U	5 U	0.02 U
	MW-24-012616	1/26/2016	µg/L	1 U	1 U	1 U	2 U	1 U	1 U	1 U	0.019 U
	MW-24-120716	12/7/2016	µg/L	1 U	1 U	1 U	1 U	1 U	1 U	1 U	--
	MW-24-062817	6/28/2017	µg/L	28.8	3.96	1.7	22.2	1 U	1 U	5 U	--
	MW-24-090817	9/8/2017	µg/L	1 U	1 U	1 U	3 U	1 U	1 U	5 U	--
	MW-24-120617	12/6/2017	µg/L	1 U	1 U	1 U	3 U	1 U	1 U	5 U	--
MW-24B	MW-24B-080515	8/5/2015	µg/L	5 U <sup>b</sup>	5 U	5 U	10 U	5 U <sup>b</sup>	5 U	5 U	0.02 U
	MW-24B-012616	1/26/2016	µg/L	1 U	1 U	3.3	6.8	1 U	1 U	1 U	0.019 U
	MW-24B-120716	12/7/2016	µg/L	1 U	1 U	2.9	1.6	1 U	1 U	1 U	--
	MW-24B-062817	6/28/2017	µg/L	28.9	3.89	1.77	20.7	1 U	1 U	5 U	--
	MW-24B-090817	9/8/2017	µg/L	1 U	1 U	1 U	3 U	1 U	1 U	5 U	--
	MW-24B-120617	12/6/2017	µg/L	1 U	1 U	1 U	3 U	1 U	1 U	5 U	--



**Table 6. Analytical Results for Groundwater**

*Plantation Pipe Line Company*

*Lewis Drive Remediation Site, Belton, South Carolina*

*Site ID #18693 "Kinder Morgan Belton Pipeline Release"*

Location	Sample ID	Sample Date	Analyte: Units	Benzene	Ethylbenzene	Toluene	Total Xylenes	1,2-DCA	MTBE	Naphthalene	EDB
MW-25	MW-25-012716	1/27/2016	µg/L	<b>101</b>	1 U	1 U	<b>115</b>	1 U	1 U	<b>1.8</b>	0.02 U
	MW-25-012716	12/1/2016	µg/L	<b>675</b>	<b>30.2</b>	<b>15.3</b>	<b>619</b>	5 U <sup>b</sup>	<b>5.9</b>	<b>29.7</b>	--
	MW-25-031417	3/14/2017	µg/L	<b>627</b>	<b>28.6</b>	<b>10.1</b>	<b>668</b>	10 U <sup>b</sup>	10 U	50 U <sup>b</sup>	--
	MW-25-032017	3/20/2017	µg/L	<b>604</b>	<b>20.4</b>	20 U	<b>680</b>	20 U <sup>b</sup>	20 U	100 U <sup>b</sup>	--
	MW-25-033117	3/31/2017	µg/L	<b>673</b>	<b>30.1</b>	<b>12</b>	<b>736</b>	10 U <sup>b</sup>	10 U	50 U <sup>b</sup>	--
	MW-25-033117FD	3/31/2017	µg/L	<b>790</b>	<b>35.4</b>	<b>12.5</b>	<b>861</b>	10 U <sup>b</sup>	10 U	50 U <sup>b</sup>	--
	MW-25-040617	4/6/2017	µg/L	<b>558</b>	<b>24.3</b>	10 U	<b>682</b>	10 U <sup>b</sup>	10 U	50 U <sup>b</sup>	--
	MW-25-050317	5/3/2017	µg/L	<b>519</b>	<b>49.3</b>	<b>10.1</b>	<b>614</b>	1 U	1 U	<b>43.2</b>	--
	MW-25-062817	6/28/2017	µg/L	<b>431</b>	<b>34.8</b>	10 U	<b>520</b>	10 U <sup>b</sup>	10 U	50 U <sup>b</sup>	--
	MW-25-071717	7/17/2017	µg/L	<b>230</b>	<b>13.4</b>	10 U	<b>264</b>	10 U <sup>b</sup>	10 U	50 U <sup>b</sup>	--
	MW-25-080117	8/1/2017	µg/L	<b>234</b>	<b>14.4</b>	10 U	<b>277</b>	10 U <sup>b</sup>	10 U	50 U <sup>b</sup>	--
	MW-25-090817	9/8/2017	µg/L	<b>200</b>	<b>12.2</b>	<b>1.27</b>	<b>214</b>	1 U	1 U	<b>10.6</b>	--
	MW-25-100417	10/4/2017	µg/L	<b>173</b>	<b>16.2</b>	<b>1.73</b>	<b>276</b>	1 U	<b>1.1</b>	<b>6.77</b>	--
	MW-25-110817	11/8/2017	µg/L	<b>82.9</b>	<b>7.21</b>	1 U	<b>143</b>	1 U	1 U	<b>7.74</b>	--
	MW-25-120617	12/6/2017	µg/L	<b>23.8</b>	<b>1.84</b>	1 U	<b>60.5</b>	1 U	1 U	5 U	--
MW-25B	MW-25B-012716	1/27/2016	µg/L	1 U	1 U	1 U	2 U	1 U	1 U	1 U	0.02 U
	MW-25B-120116	12/1/2016	µg/L	1 U	1 U	1 U	1 U	1 U	1 U	1 U	--
	MW-25B-031417	3/14/2017	µg/L	1 U	1 U	1 U	3 U	1 U	1 U	5 U	--
	MW-25B-032017	3/20/2017	µg/L	1 U	1 U	1 U	3 U	1 U	1 U	5 U	--
	MW-25B-033117	3/31/2017	µg/L	1 U	1 U	1 U	3 U	1 U	1 U	5 U	--
	MW-25B-040617	4/6/2017	µg/L	1 U	1 U	1 U	3 U	1 U	1 U	5 U	--
	MW-25B-062817	6/28/2017	µg/L	1 U	1 U	1 U	3 U	1 U	1 U	5 U	--
	MW-25B-090817	9/8/2017	µg/L	1 U	1 U	1 U	3 U	1 U	1 U	5 U	--
	MW-25B-090817-DUP	9/8/2017	µg/L	1 U	1 U	1 U	3 U	1 U	1 U	5 U	--
	MW-25B-120617	12/6/2017	µg/L	1 U	1 U	1 U	3 U	1 U	1 U	5 U	--

**Table 6. Analytical Results for Groundwater**

*Plantation Pipe Line Company*

*Lewis Drive Remediation Site, Belton, South Carolina*

*Site ID #18693 "Kinder Morgan Belton Pipeline Release"*

Location	Sample ID	Sample Date	Analyte: Units	Benzene	Ethylbenzene	Toluene	Total Xylenes	1,2-DCA	MTBE	Naphthalene	EDB
MW-26	MW-26-012016	1/20/2016	µg/L	1 U	1 U	1 U	2 U	1 U	1 U	1 U	0.019 U
	MW-26-120116	12/1/2016	µg/L	1 U	1 U	<b>2.3</b>	1 U	1 U	1 U	1 U	--
	MW-26-031417	3/14/2017	µg/L	1 U	1 U	1 U	3 U	1 U	1 U	5 U	--
	MW-26-032017	3/20/2017	µg/L	1 U	1 U	1 U	3 U	1 U	1 U	5 U	--
	MW-26-033117	3/31/2017	µg/L	1 U	1 U	1 U	3 U	1 U	1 U	5 U	--
	MW-26-040617	4/6/2017	µg/L	1 U	1 U	1 U	3 U	1 U	1 U	5 U	--
	MW-26-040617-FD	4/6/2017	µg/L	1 U	1 U	1 U	3 U	1 U	1 U	5 U	--
	MW-26-050317	5/3/2017	µg/L	1 U	1 U	1 U	3 U	1 U	1 U	5 U	--
	MW-26-062817	6/28/2017	µg/L	1 U	1 U	1 U	3 U	1 U	1 U	5 U	--
	MW-26-071717	7/17/2017	µg/L	1 U	1 U	1 U	3 U	1 U	1 U	5 U	--
	MW-26-080117	8/1/2017	µg/L	1 U	1 U	1 U	3 U	1 U	1 U	5 U	--
	MW-26-090717	9/7/2017	µg/L	1 U	1 U	1 U	3 U	1 U	1 U	5 U	--
	MW-26-100417	10/4/2017	µg/L	1 U	1 U	1 U	3 U	1 U	1 U	5 U	--
	MW-26-110817	11/8/2017	µg/L	1 U	1 U	<b>1.17</b>	3 U	1 U	1 U	5 U	--
MW-26-120617	12/6/2017	µg/L	1 U	1 U	1 U	3 U	1 U	1 U	5 U	--	
MW-26B	MW-26B-012016	1/20/2016	µg/L	1 U	1 U	1 U	2 U	1 U	1 U	1 U	0.02 U
	MW-26B-120116	12/1/2016	µg/L	1 U	1 U	1 U	<b>1.3</b>	1 U	1 U	1 U	--
	MW-26B-031417	3/14/2017	µg/L	1 U	1 U	1 U	3 U	1 U	1 U	5 U	--
	MW-26B-032017	3/20/2017	µg/L	1 U	1 U	1 U	3 U	1 U	1 U	5 U	--
	MW-26B-033117	3/31/2017	µg/L	1 U	1 U	1 U	3 U	1 U	1 U	5 U	--
	MW-26B-040617	4/6/2017	µg/L	1 U	1 U	1 U	3 U	1 U	1 U	5 U	--
	MW-26B-062817	6/28/2017	µg/L	1 U	1 U	1 U	3 U	1 U	1 U	5 U	--
	MW-26B-090717	9/7/2017	µg/L	1 U	1 U	1 U	3 U	1 U	1 U	5 U	--
	MW-26B-090717-DUP	9/7/2017	µg/L	1 U	1 U	1 U	3 U	1 U	1 U	5 U	--
	MW-26B-120617	12/6/2017	µg/L	1 U	1 U	1 U	3 U	1 U	1 U	5 U	--
MW-27	MW-27-012716	1/27/2016	µg/L	1 U	1 U	1 U	2 U	1 U	1 U	1 U	0.019 U
	--	11/28/2016	--	NS-IW	NS-IW	NS-IW	NS-IW	NS-IW	NS-IW	NS-IW	NS-IW
	MW-27-062817	6/28/2017	µg/L	<b>2.69</b>	<b>4.06</b>	<b>3.88</b>	<b>35.9</b>	1 U	1 U	5 U	--
	MW-27-090817	9/8/2017	µg/L	<b>4.96</b>	<b>5.75</b>	<b>2.13</b>	<b>14.8</b>	1 U	1 U	5 U	--
	MW-27-120517	12/5/2017	µg/L	<b>6.48</b>	<b>8.23</b>	<b>12.5</b>	<b>20.5</b>	1 U	1 U	5 U	--

**Table 6. Analytical Results for Groundwater**

*Plantation Pipe Line Company*

*Lewis Drive Remediation Site, Belton, South Carolina*

*Site ID #18693 "Kinder Morgan Belton Pipeline Release"*

Location	Sample ID	Sample Date	Analyte: Units	Benzene	Ethylbenzene	Toluene	Total Xylenes	1,2-DCA	MTBE	Naphthalene	EDB
MW-27B	MW-27B-051216	5/12/2016	µg/L	1 U	1 U	1 U	1 U	1 U	1 U	1 U	0.02 U
	MW-27B-120216	12/2/2016	µg/L	1 U	5.3	9.1	45.7	1 U	1 U	8.9	--
	MW-27B-062817	6/28/2017	µg/L	1 U	4.04	4.04	32.7	1 U	1 U	6.09	--
	MW-27B-090717	9/7/2017	µg/L	1 U	3.73	6.35	30.3	1 U	1 U	7.54	--
	MW-27B-120517	12/5/2017	µg/L	1 U	3.1	5.91	24.8	1 U	1 U	5.81	--
	MW-27B-D-120517	12/5/2017	µg/L	1 U	3.96	7.24	31.6	1 U	1 U	7.09	--
MW-28	MW-28-012716	1/27/2016	µg/L	542	430	3,850	3,370	1 U	4.8	96.3	0.02 U
	--	11/28/2016	--	NS-IW	NS-IW	NS-IW	NS-IW	NS-IW	NS-IW	NS-IW	NS-IW
	MW-28-031517	3/15/2017	µg/L	1,120	68.9	3,350	1,370	50 U <sup>b</sup>	50 U <sup>b</sup>	250 U	--
	--	3/20/2017	--	NS-IW	NS-IW	NS-IW	NS-IW	NS-IW	NS-IW	NS-IW	NS-IW
	--	3/31/2017	--	NS-IW	NS-IW	NS-IW	NS-IW	NS-IW	NS-IW	NS-IW	NS-IW
	--	4/6/2017	--	NS-IW	NS-IW	NS-IW	NS-IW	NS-IW	NS-IW	NS-IW	NS-IW
	MW-28-050317	5/3/2017	µg/L	65.9	14.5	263	1,010	1 U	2.94	9.33	--
	MW-28-062817	6/28/2017	µg/L	199	55	108	546	1 U	1 U	10.1	--
	MW-28-071717	7/17/2017	µg/L	219	64.2	85.8	422	1 U	1 U	14.7	--
	MW-28-080217	8/2/2017	µg/L	219	48.7	52.7	187	1 U	3.46	11.9	--
	MW-28-090817	9/8/2017	µg/L	130	16.2	175	388	1 U	4.77	13.6	--
	--	10/4/2017	--	NS-IW	NS-IW	NS-IW	NS-IW	NS-IW	NS-IW	NS-IW	NS-IW
	--	11/7/2017	--	NS-IW	NS-IW	NS-IW	NS-IW	NS-IW	NS-IW	NS-IW	NS-IW
	--	12/7/2017	--	NS-IW	NS-IW	NS-IW	NS-IW	NS-IW	NS-IW	NS-IW	NS-IW
MW-29	MW-29-012116	1/21/2016	µg/L	1 U	1 U	1 U	2 U	1 U	1 U	1 U	0.02 U
	MW-29-112916	11/29/2016	µg/L	1 U	1 U	1 U	1 U	1 U	1 U	1 U	--
	MW-29-031317	3/13/2017	µg/L	1 U	1 U	1 U	3 U	1 U	1 U	5 U	--
	MW-29-032017	3/20/2017	µg/L	1 U	1 U	1 U	3 U	1 U	1 U	5 U	--
	MW-29-033117	3/31/2017	µg/L	1 U	1 U	1 U	3 U	1 U	1 U	5 U	--
	MW-29-040617	4/6/2017	µg/L	1 U	1 U	1 U	3 U	1 U	1 U	5 U	--
	MW-29-050317	5/3/2017	µg/L	1 U	1 U	1 U	3 U	1 U	1 U	5 U	--
	MW-29-062817	6/28/2017	µg/L	1 U	1 U	1 U	3 U	1 U	1 U	5 U	--
	MW-29-071717	7/17/2017	µg/L	1 U	1 U	1 U	3 U	1 U	1 U	5 U	--
	MW-29-080117	8/1/2017	µg/L	1 U	1 U	1 U	3 U	1 U	1 U	5 U	--
	MW-29-090717	9/7/2017	µg/L	1 U	1 U	1 U	3 U	1 U	1 U	5 U	--
	MW-29-100417	10/4/2017	µg/L	1 U	1 U	1 U	3 U	1 U	1 U	5 U	--
	MW-29-110817	11/8/2017	µg/L	1 U	1 U	1 U	3 U	1 U	1 U	5 U	--
	MW-29-120617	12/6/2017	µg/L	1 U	1 U	1 U	3 U	1 U	1 U	5 U	--

**Table 6. Analytical Results for Groundwater**

*Plantation Pipe Line Company*

*Lewis Drive Remediation Site, Belton, South Carolina*

*Site ID #18693 "Kinder Morgan Belton Pipeline Release"*

Location	Sample ID	Sample Date	Analyte: Units	Benzene	Ethylbenzene	Toluene	Total Xylenes	1,2-DCA	MTBE	Naphthalene	EDB
MW-30	MW-30-012516	1/25/2016	µg/L	1 U	1 U	1 U	2 U	1 U	1 U	1 U	0.02 U
	--	11/28/2016	--	NS-IW	NS-IW	NS-IW	NS-IW	NS-IW	NS-IW	NS-IW	NS-IW
	MW-30-050417	5/4/2017	µg/L	<b>104</b>	<b>3.98</b>	<b>341</b>	<b>161</b>	1 U	1 U	5 U	--
	MW-30-062917	6/29/2017	µg/L	<b>646</b>	25 U	<b>1,630</b>	<b>736</b>	25 U <sup>b</sup>	25 U	125 U <sup>b</sup>	--
	MW-30-071717	7/17/2017	µg/L	<b>922</b>	25 U	<b>2,050</b>	<b>1,320</b>	25 U <sup>b</sup>	25 U	125 U <sup>b</sup>	--
	MW-30-080217	8/2/2017	µg/L	<b>1,240</b>	<b>25.9</b>	<b>1,020</b>	<b>2,230</b>	25 U <sup>b</sup>	25 U	125 U <sup>b</sup>	--
	--	9/5/2017	--	NS-IW	NS-IW	NS-IW	NS-IW	NS-IW	NS-IW	NS-IW	NS-IW
	--	10/4/2017	--	NS-IW	NS-IW	NS-IW	NS-IW	NS-IW	NS-IW	NS-IW	NS-IW
	--	11/8/2017	--	NS-IW	NS-IW	NS-IW	NS-IW	NS-IW	NS-IW	NS-IW	NS-IW
	--	12/4/2017	--	NS-IW	NS-IW	NS-IW	NS-IW	NS-IW	NS-IW	NS-IW	NS-IW
MW-31	MW-31-051016	5/10/2016	µg/L	1 U	1 U	1 U	1 U	1 U	1 U	1 U	0.02 U
	MW-31-112916	11/29/2016	µg/L	1 U	1 U	1 U	1 U	1 U	1 U	1 U	--
	MW-31-050317	5/3/2017	µg/L	1 U	1 U	1 U	3 U	1 U	1 U	5 U	--
	MW-31-062817	6/28/2017	µg/L	1 U	1 U	1 U	3 U	1 U	1 U	5 U	--
	MW-31-071717	7/17/2017	µg/L	1 U	1 U	1 U	3 U	1 U	1 U	5 U	--
	MW-31-080117	8/1/2017	µg/L	1 U	1 U	1 U	3 U	1 U	1 U	5 U	--
	MW-31-D-080117	8/1/2017	µg/L	1 U	1 U	1 U	3 U	1 U	1 U	5 U	--
	MW-31-090817	9/8/2017	µg/L	1 U	1 U	1 U	3 U	1 U	1 U	5 U	--
	MW-31-100417	10/4/2017	µg/L	1 U	1 U	1 U	3 U	1 U	1 U	5 U	--
	MW-31-110817	11/8/2017	µg/L	1 U	1 U	1 U	3 U	1 U	1 U	5 U	--
	MW-31-120617	12/6/2017	µg/L	1 U	1 U	1 U	3 U	1 U	1 U	5 U	--
MW-31B	MW-31B-051116	5/11/2016	µg/L	1 U	1 U	<b>2.7</b>	1 U	1 U	1 U	1 U	0.02 U
MW-32	MW-32-051016	5/10/2016	µg/L	1 U	1 U	1 U	1 U	1 U	1 U	1 U	0.02 U
	MW-32-120616	12/6/2016	µg/L	1 U	1 U	1 U	1 U	1 U	1 U	1 U	--
	MW-32-062917	6/29/2017	µg/L	1 U	1 U	1 U	3 U	1 U	1 U	5 U	--
	MW-32-090817	9/8/2017	µg/L	1 U	1 U	1 U	3 U	1 U	1 U	5 U	--
	MW-32-120717	12/7/2017	µg/L	1 U	1 U	1 U	3 U	1 U	1 U	5 U	--
MW-33	MW-33-051016	5/10/2016	µg/L	1 U	1 U	1 U	1 U	1 U	1 U	1 U	0.02 U
MW-33T	MW-33T-051016	5/10/2016	µg/L	1 U	1 U	1 U	1 U	1 U	1 U	1 U	0.02 U
	MW-33T-120617	12/6/2017	µg/L	1 U	1 U	1 U	1 U	1 U	1 U	1 U	--

**Table 6. Analytical Results for Groundwater**

*Plantation Pipe Line Company*

*Lewis Drive Remediation Site, Belton, South Carolina*

*Site ID #18693 "Kinder Morgan Belton Pipeline Release"*

Location	Sample ID	Sample Date	Analyte: Units	Benzene	Ethylbenzene	Toluene	Total Xylenes	1,2-DCA	MTBE	Naphthalene	EDB
MW-34	MW-34-031517	3/15/2017	--	<b>978</b>	<b>33.0</b>	<b>143</b>	<b>218</b>	10 U <sup>b</sup>	<b>157</b>	50 U <sup>b</sup>	--
	MW-34-032017	3/20/2017	µg/L	<b>801</b>	10.0 U	<b>113</b>	<b>305</b>	10 U <sup>b</sup>	<b>149</b>	50 U <sup>b</sup>	--
	MW-34-033117	3/31/2017	µg/L	<b>728</b>	10.0 U	<b>81.4</b>	<b>224</b>	10 U <sup>b</sup>	<b>152</b>	50 U <sup>b</sup>	--
	MW-34-040617	4/6/2017	µg/L	<b>860</b>	<b>1.7</b>	<b>58.6</b>	<b>181</b>	1 U	<b>123</b>	5 U	--
	MW-34-050317	5/3/2017	µg/L	<b>287</b>	<b>2.62</b>	<b>27.2</b>	<b>130</b>	1 U	<b>124</b>	5 U	--
	MW-34-062817	6/28/2017	µg/L	<b>167</b>	<b>4.59</b>	<b>9.3</b>	<b>39.2</b>	1 U	<b>68.3</b>	5 U	--
	MW-34-071717	7/17/2017	µg/L	<b>137</b>	<b>5.83</b>	<b>19.8</b>	<b>69.5</b>	1 U	<b>73.8</b>	5 U	--
	MW-34-080117	8/1/2017	µg/L	<b>517</b>	10 U	<b>31.7</b>	<b>110</b>	10 U <sup>b</sup>	<b>98.3</b>	50 U <sup>b</sup>	--
	MW-34-090817	9/8/2017	µg/L	<b>1,430</b>	<b>6.01</b>	<b>98.0</b>	<b>264</b>	1 U	<b>191</b>	<b>7.33</b>	--
	MW-34-100417	10/4/2017	µg/L	<b>919</b>	10 U	<b>36.8</b>	<b>157</b>	10 U <sup>b</sup>	<b>151</b>	50 U <sup>b</sup>	--
	MW-34-100417-DUP	10/4/2017	µg/L	<b>846</b>	<b>1.49</b>	<b>40.8</b>	<b>186</b>	1 U	<b>148</b>	5 U	--
	MW-34-110817	11/8/2017	µg/L	<b>338</b>	10 U	<b>15.3</b>	<b>140</b>	10 U <sup>b</sup>	<b>266</b>	50 U <sup>b</sup>	--
	MW-34-120617	12/6/2017	µg/L	<b>169</b>	10 U	<b>29.7</b>	<b>70</b>	10 U <sup>b</sup>	<b>218</b>	50 U <sup>b</sup>	--
MW-35	MW-35-051016	5/10/2016	µg/L	1 U	1 U	1 U	1 U	1 U	1 U	1 U	0.02 U
	MW-35-120116	12/1/2016	µg/L	1 U	1 U	1 U	1 U	1 U	1 U	1 U	--
	MW-35-031417	3/14/2017	µg/L	1 U	1 U	1 U	3 U	1 U	1 U	5 U	--
	MW-35-032017	3/20/2017	µg/L	1 U	1 U	1 U	3 U	1 U	1 U	5 U	--
	MW-35-033117	3/31/2017	µg/L	1 U	1 U	1 U	3 U	1 U	1 U	5 U	--
	MW-35-040617	4/6/2017	µg/L	1 U	1 U	1 U	3 U	1 U	1 U	5 U	--
	MW-35-050317	5/3/2017	µg/L	1 U	1 U	1 U	3 U	1 U	1 U	5 U	--
	MW-35-062817	6/28/2017	µg/L	1 U	1 U	1 U	3 U	1 U	1 U	5 U	--
	MW-35-071717	7/17/2017	µg/L	1 U	1 U	1 U	3 U	1 U	1 U	5 U	--
	MW-35-080117	8/1/2017	µg/L	1 U	1 U	1 U	3 U	1 U	1 U	5 U	--
	MW-35-090817	9/8/2017	µg/L	1 U	1 U	1 U	3 U	1 U	1 U	5 U	--
	MW-35-100417	10/4/2017	µg/L	1 U	1 U	1 U	3 U	1 U	1 U	5 U	--
	MW-35-110817	11/8/2017	µg/L	1 U	1 U	1 U	3 U	1 U	1 U	5 U	--
MW-35-120617	12/6/2017	µg/L	1 U	1 U	1 U	3 U	1 U	1 U	5 U	--	
MW-36	MW-36-051116	5/11/2016	µg/L	1 U	1 U	1 U	1 U	1 U	1 U	1 U	0.02 U
	MW-36-112916	11/29/2016	µg/L	<b>1.3</b>	1 U	<b>6.5</b>	<b>1.1</b>	1 U	1 U	1 U	--
	MW-36-D-112916	11/29/2016	µg/L	1 U	1 U	<b>5.4</b>	1 U	1 U	1 U	1 U	--
	MW-36-062917	6/29/2017	µg/L	<b>2.11</b>	1 U	<b>2.28</b>	3 U	1 U	1 U	5 U	--
	MW-36-090817	9/8/2017	µg/L	<b>4.75</b>	1 U	<b>6.16</b>	<b>4.62</b>	1 U	1 U	5 U	--
	MW-36-120717	12/7/2017	µg/L	<b>17.5</b>	1 U	<b>30.2</b>	<b>14.4</b>	1 U	1 U	5 U	--

**Table 6. Analytical Results for Groundwater**

*Plantation Pipe Line Company*

*Lewis Drive Remediation Site, Belton, South Carolina*

*Site ID #18693 "Kinder Morgan Belton Pipeline Release"*

Location	Sample ID	Sample Date	Analyte: Units	Benzene	Ethylbenzene	Toluene	Total Xylenes	1,2-DCA	MTBE	Naphthalene	EDB
MW-36B	MW-36B-051116	5/11/2016	µg/L	1 U	1 U	<b>7.2</b>	1 U	1 U	1 U	1 U	0.02 U
	MW-36B-112916	11/29/2016	µg/L	1 U	1 U	<b>1.6</b>	1 U	1 U	1 U	1 U	--
	MW-36B-062917	6/29/2017	µg/L	1 U	1 U	1 U	3 U	1 U	1 U	5 U	--
	MW-36B-062917-FD	6/29/2017	µg/L	1 U	1 U	1 U	3 U	1 U	1 U	5 U	--
	MW-36B-090817	9/8/2017	µg/L	1 U	1 U	1 U	3 U	1 U	1 U	5 U	--
	MW-36B-120717	12/7/2017	µg/L	1 U	1 U	1 U	3 U	1 U	1 U	5 U	--
MW-37	MW-37-113016	11/30/2016	µg/L	1 U	1 U	1 U	1 U	1 U	1 U	1 U	--
	MW-37-062817	6/28/2017	µg/L	1 U	1 U	1 U	3 U	1 U	<b>1.44</b>	5 U	--
	MW-37-090817	9/8/2017	µg/L	1 U	1 U	1 U	3 U	1 U	<b>1.5</b>	5 U	--
	MW-37-120617	12/6/2017	µg/L	1 U	1 U	1 U	3 U	1 U	<b>2.93</b>	5 U	--
MW-38	MW-38-113016	11/30/2016	µg/L	1 U	1 U	1 U	1 U	1 U	<b>5.5</b>	1 U	--
	MW-38-031417	3/14/2017	µg/L	1 U	1 U	1 U	3 U	1 U	<b>9.14</b>	5 U	--
	MW-38-032017	3/20/2017	µg/L	1 U	1 U	1 U	3 U	1 U	<b>7.55</b>	5 U	--
	MW-38-033117	3/31/2017	µg/L	1 U	1 U	1 U	3 U	1 U	<b>10.2</b>	5 U	--
	MW-38-040617	4/6/2017	µg/L	1 U	1 U	1 U	3 U	1 U	<b>8.06</b>	5 U	--
	MW-38-050317	5/3/2017	µg/L	1 U	1 U	1 U	3 U	1 U	<b>9.08</b>	5 U	--
	MW-38-062817	6/28/2017	µg/L	<b>9.71</b>	<b>1.17</b>	1 U	<b>6.63</b>	1 U	1 U	5 U	--
	MW-38-071717	7/17/2017	µg/L	1 U	1 U	1 U	3 U	1 U	<b>8.59</b>	5 U	--
	MW-38-071717-FD	7/17/2017	µg/L	1 U	1 U	1 U	3 U	1 U	<b>9.78</b>	5 U	--
	MW-38-080117	8/1/2017	µg/L	1 U	1 U	1 U	3 U	1 U	<b>7.25</b>	5 U	--
	MW-38-090817	9/8/2017	µg/L	1 U	1 U	1 U	3 U	1 U	<b>12.9</b>	5 U	--
	MW-38-100417	10/4/2017	µg/L	<b>1.75</b>	1 U	1 U	3 U	1 U	<b>11.2</b>	5 U	--
	MW-38-110817	11/8/2017	µg/L	<b>4.48</b>	1 U	1 U	<b>12.4</b>	1 U	<b>29.2</b>	5 U	--
	MW-38-120617	12/6/2017	µg/L	<b>102</b>	1 U	1 U	<b>86.1</b>	1 U	<b>38</b>	5 U	--

**Table 6. Analytical Results for Groundwater**

*Plantation Pipe Line Company*

*Lewis Drive Remediation Site, Belton, South Carolina*

*Site ID #18693 "Kinder Morgan Belton Pipeline Release"*

Location	Sample ID	Sample Date	Analyte: Units	Benzene	Ethylbenzene	Toluene	Total Xylenes	1,2-DCA	MTBE	Naphthalene	EDB
MW-39	MW-39-120716	12/7/2016	µg/L	6,320	682	1,290	3,650	50 U <sup>b</sup>	311	86	--
	MW-39-031417	3/14/2017	µg/L	6,370	431	2,200	3,700	10 U <sup>b</sup>	199	117	--
	MW-39-032017	3/20/2017	µg/L	7,340	704	2,990	4,050	100 U <sup>b</sup>	248	500 U <sup>b</sup>	--
	MW-39-033117	3/31/2017	µg/L	7,540	899	3,140	4,400	50 U <sup>b</sup>	272	250 U <sup>b</sup>	--
	MW-39-040617	4/6/2017	µg/L	6,180	754	3,280	3,860	50 U <sup>b</sup>	257	250 U <sup>b</sup>	--
	MW-39-062817	6/28/2017	µg/L	5,470	58	3,360	3,900	20 U <sup>b</sup>	239	100 U <sup>b</sup>	--
	MW-39-071717	7/17/2017	µg/L	4,690	100 U	3,760	4,580	100 U <sup>b</sup>	344	500 U <sup>b</sup>	--
	MW-39-080117	8/1/2017	µg/L	4,630	100 U	2,880	4,740	100 U <sup>b</sup>	348	500 U <sup>b</sup>	--
	MW-39-090817	9/8/2017	µg/L	3,380	10.7	1,040	2,740	1 U	376	15.6	--
	MW-39-100417	10/4/2017	µg/L	1,560	50 U	365	1,350	50 U <sup>b</sup>	305	250 U <sup>b</sup>	--
	MW-39-110817	11/8/2017	µg/L	878	50 U	123	368	50 U <sup>b</sup>	442	250 U <sup>b</sup>	--
	MW-39-120617	12/6/2017	µg/L	345	50 U	69	150	50 U <sup>b</sup>	355	250 U <sup>b</sup>	--
	MW-39-D-120617	12/6/2017	µg/L	286	1 U	31	131	1 U	353	5 U	--
MW-40	MW-40-120716	12/7/2016	µg/L	6,730	588	7,460	3,390	50 U <sup>b</sup>	373	64.8	--
	MW-40-031417	3/14/2017	µg/L	11,600	1,280	16,100	7,260	50 U <sup>b</sup>	691	250 U <sup>b</sup>	--
	MW-40-032017	3/20/2017	µg/L	12,300	1,330	19,600	7,500	200 U <sup>b</sup>	654	1,000 U <sup>b</sup>	--
	MW-40-033117	3/31/2017	µg/L	13,300	1,500	19,500	8,070	100 U <sup>b</sup>	727	500 U <sup>b</sup>	--
	MW-40-040617	4/6/2017	µg/L	10,400	1,180	16,200	6,570	200 U <sup>b</sup>	650	1,000 U <sup>b</sup>	--
	MW-40-062817	6/28/2017	µg/L	9,250	1,030	19,200	6,540	500 U <sup>b</sup>	590	2,500 U <sup>b</sup>	--
	MW-40-071717	7/17/2017	µg/L	11,400	1,210	25,300	7,430	500 U <sup>b</sup>	727	2,500 U <sup>b</sup>	--
	MW-40-080117	8/1/2017	µg/L	12,000	1,120	23,200	8,070	500 U <sup>b</sup>	631	2,500 U <sup>b</sup>	--
	MW-40-090817	9/8/2017	µg/L	14,300	1,250	28,700	9,250	20 U <sup>b</sup>	716	219	--
	MW-40-100417	10/4/2017	µg/L	13,800	1,000 U <sup>b</sup>	28,800	9,530	1,000 U <sup>b</sup>	1,000 U <sup>b</sup>	5,000 U <sup>b</sup>	--
	MW-40-110817	11/8/2017	µg/L	13,500	1,000 U <sup>b</sup>	23,000	9,290	1,000 U <sup>b</sup>	1,000 U <sup>b</sup>	5,000 U <sup>b</sup>	--
	MW-40-120617	12/6/2017	µg/L	14,300	1,000 U <sup>b</sup>	22,300	10,100	1,000 U <sup>b</sup>	1,000 U <sup>b</sup>	5,000 U <sup>b</sup>	--

**Table 6. Analytical Results for Groundwater**

*Plantation Pipe Line Company*

*Lewis Drive Remediation Site, Belton, South Carolina*

*Site ID #18693 "Kinder Morgan Belton Pipeline Release"*

Location	Sample ID	Sample Date	Analyte: Units	Benzene	Ethylbenzene	Toluene	Total Xylenes	1,2-DCA	MTBE	Naphthalene	EDB
MW-41	MW-41-120716	12/7/2016	µg/L	<b>212</b>	2 U	2 U	<b>155</b>	2 U	<b>6.7</b>	<b>5.6</b>	--
	MW-41-031417	3/14/2017	µg/L	<b>469</b>	<b>1.78</b>	1 U	<b>275</b>	1 U	<b>4.34</b>	<b>18.1</b>	--
	MW-41-032017	3/20/2017	µg/L	<b>424</b>	<b>2.62</b>	1 U	<b>342</b>	1 U	1 U	<b>16.9</b>	--
	MW-41-033117	3/31/2017	µg/L	<b>449</b>	5 U	5 U	<b>343</b>	5 U <sup>b</sup>	5 U	25 U <sup>b</sup>	--
	MW-41-040617	4/6/2017	µg/L	<b>470</b>	<b>2.06</b>	1 U	<b>258</b>	1 U	<b>3.84</b>	<b>10.6</b>	--
	MW-41-062817	6/28/2017	µg/L	<b>292</b>	<b>8.83</b>	<b>2.09</b>	<b>271</b>	1 U	<b>3.36</b>	<b>13.3</b>	--
	MW-41-071717	7/17/2017	µg/L	<b>487</b>	<b>15.8</b>	<b>3.09</b>	<b>366</b>	1 U	<b>3.62</b>	<b>27.9</b>	--
	MW-41-080117	8/1/2017	µg/L	<b>371</b>	10 U	10 U	<b>260</b>	10 U <sup>b</sup>	10 U	50 U <sup>b</sup>	--
	MW-41-090817	9/8/2017	µg/L	<b>189</b>	<b>1.51</b>	1 U	<b>90</b>	1 U	<b>3.74</b>	5 U	--
	MW-41-100417	10/4/2017	µg/L	<b>93.5</b>	1 U	1 U	<b>59.9</b>	1 U	<b>1.84</b>	5 U	--
	MW-41-110817	11/8/2017	µg/L	<b>99.6</b>	1 U	1 U	<b>56.6</b>	1 U	<b>2.46</b>	<b>5.68</b>	--
	MW-41-120617	12/6/2017	µg/L	<b>27.6</b>	1 U	1 U	<b>11.1</b>	1 U	<b>1.62</b>	5 U	--
MW-42	MW-42-120716	12/7/2016	µg/L	<b>3.8</b>	1 U	1 U	<b>2.7</b>	1 U	1 U	1 U	--
	MW-42-031417	3/14/2017	µg/L	<b>19.3</b>	1 U	1 U	3 U	1 U	<b>1.12</b>	5 U	--
	MW-42-032017	3/20/2017	µg/L	<b>59.6</b>	1 U	1 U	<b>16.9</b>	1 U	<b>1.24</b>	5 U	--
	MW-42-033117	3/31/2017	µg/L	<b>135</b>	1 U	1 U	<b>73.8</b>	1 U	1 U	<b>5.19</b>	--
	MW-42-040617	4/6/2017	µg/L	<b>93.5</b>	1 U	1 U	<b>53.3</b>	1 U	<b>1.18</b>	5 U	--
	MW-42-062817	6/28/2017	µg/L	<b>15.1</b>	1 U	1 U	<b>11.7</b>	1 U	<b>1.25</b>	5 U	--
	MW-42-090817	9/8/2017	µg/L	<b>143</b>	1 U	1 U	<b>100</b>	1 U	<b>1.51</b>	<b>5.52</b>	--
	MW-42-120617	12/6/2017	µg/L	<b>9.82</b>	1 U	1 U	<b>45</b>	1 U	<b>1.24</b>	5 U	--
MW-43	MW-43-110817	11/8/2017	µg/L	1 U	1 U	1 U	3 U	1 U	1 U	5 U	--
	MW-43-120617	12/6/2017	µg/L	1 U	1 U	1 U	3 U	1 U	1 U	5 U	--
MW-43B	MW-43B-120617	12/6/2017	µg/L	1 U	1 U	1 U	3 U	1 U	1 U	5 U	--
MW-44	--	3/13/2017	--	NS-IW	NS-IW	NS-IW	NS-IW	NS-IW	NS-IW	NS-IW	NS-IW
	MW-44-062917	6/29/2017	µg/L	<b>1.06</b>	1 U	<b>7.12</b>	<b>3.11</b>	1 U	1 U	5 U	--
	--	9/5/2017	--	NS-IW	NS-IW	NS-IW	NS-IW	NS-IW	NS-IW	NS-IW	NS-IW
	--	12/4/2017	--	NS-IW	NS-IW	NS-IW	NS-IW	NS-IW	NS-IW	NS-IW	NS-IW
MW-44B	MW-44B-031317	3/13/2017	µg/L	1 U	1 U	1 U	3 U	1 U	1 U	5 U	--
	MW-44B-062817	6/28/2017	µg/L	1 U	1 U	<b>2.39</b>	3 U	1 U	1 U	5 U	--
	MW-44B-090717	9/7/2017	µg/L	1 U	1 U	<b>3.07</b>	3 U	1 U	1 U	5 U	--
	MW-44B-120517	12/5/2017	µg/L	1 U	1 U	<b>2.27</b>	3 U	1 U	1 U	5 U	--



**Table 6. Analytical Results for Groundwater**

*Plantation Pipe Line Company*

*Lewis Drive Remediation Site, Belton, South Carolina*

*Site ID #18693 "Kinder Morgan Belton Pipeline Release"*

Location	Sample ID	Sample Date	Analyte: Units	Benzene	Ethylbenzene	Toluene	Total Xylenes	1,2-DCA	MTBE	Naphthalene	EDB
MW-45	--	3/13/2017	--	NS-IW	NS-IW	NS-IW	NS-IW	NS-IW	NS-IW	NS-IW	NS-IW
	--	3/20/2017	--	NS-IW	NS-IW	NS-IW	NS-IW	NS-IW	NS-IW	NS-IW	NS-IW
	--	3/31/2017	--	NS-IW	NS-IW	NS-IW	NS-IW	NS-IW	NS-IW	NS-IW	NS-IW
	--	4/6/2017	--	NS-IW	NS-IW	NS-IW	NS-IW	NS-IW	NS-IW	NS-IW	NS-IW
	--	5/3/2017	--	NS-IW	NS-IW	NS-IW	NS-IW	NS-IW	NS-IW	NS-IW	NS-IW
	MW-45-062917	6/29/2017	µg/L	1 U	1 U	1 U	3 U	1 U	1 U	5 U	--
	MW-45-071717	7/17/2017	µg/L	1 U	1 U	1 U	3 U	1 U	1 U	5 U	--
	MW-45-080217	8/2/2017	µg/L	1 U	1 U	1 U	3 U	1 U	1 U	5 U	--
	--	9/5/2017	--	NS-IW	NS-IW	NS-IW	NS-IW	NS-IW	NS-IW	NS-IW	NS-IW
	--	10/4/2017	--	NS-IW	NS-IW	NS-IW	NS-IW	NS-IW	NS-IW	NS-IW	NS-IW
--	11/8/2017	--	NS-IW	NS-IW	NS-IW	NS-IW	NS-IW	NS-IW	NS-IW	NS-IW	
--	12/4/2017	--	NS-IW	NS-IW	NS-IW	NS-IW	NS-IW	NS-IW	NS-IW	NS-IW	
MW-45B	MW-45B-031317	3/13/2017	µg/L	1 U	1 U	1 U	3 U	1 U	1 U	5 U	--
	MW-45B-032017	3/20/2017	µg/L	1 U	1 U	1 U	3 U	1 U	1 U	5 U	--
	MW-45B-033117	3/31/2017	µg/L	1 U	1 U	1 U	3 U	1 U	1 U	5 U	--
	MW-45B-040617	4/6/2017	µg/L	1 U	1 U	1 U	3 U	1 U	1 U	5 U	--
	MW-45B-062817	6/28/2017	µg/L	1 U	1 U	<b>1.73</b>	3 U	1 U	1 U	5 U	--
	--	9/5/2017	--	NS-IW	NS-IW	NS-IW	NS-IW	NS-IW	NS-IW	NS-IW	NS-IW
	MW-45B-120717	12/7/2017	µg/L	1 U	1 U	<b>3.26</b>	3 U	1 U	1 U	5 U	--
MW-46	MW-46-120617	12/6/2017	µg/L	<b>4.97</b>	1 U	1 U	<b>7.74</b>	1 U	<b>85.5</b>	5 U	--
MW-47	MW-47-120617	12/6/2017	µg/L	1 U	1 U	1 U	3 U	1 U	1 U	5 U	--
MW-48B	MW-48B-120617	12/6/2017	µg/L	1 U	1 U	1 U	3 U	1 U	<b>2.92</b>	5 U	--
MW-49	MW-49-120617	12/6/2017	µg/L	1 U	1 U	1 U	3 U	1 U	1 U	5 U	--

**Table 6. Analytical Results for Groundwater**

*Plantation Pipe Line Company*

*Lewis Drive Remediation Site, Belton, South Carolina*

*Site ID #18693 "Kinder Morgan Belton Pipeline Release"*

Location	Sample ID	Sample Date	Analyte: Units	Benzene	Ethylbenzene	Toluene	Total Xylenes	1,2-DCA	MTBE	Naphthalene	EDB
MW-50B	MW-50B-120617	12/6/2017	µg/L	<b>1.37</b>	1 U	1 U	3 U	1 U	<b>35.5</b>	5 U	--
RBSL <sup>a</sup> :			µg/L	5.0	700	1,000	10,000	5.0	40	25	0.05

Notes:

<sup>a</sup> RBSL = Risk-based screening levels identified in South Carolina Underground Storage Tank Management Division Programmatic Quality Assurance Program Plan, Revision 3.1, Table D1 "RBSLs for Groundwater", February 2016

<sup>b</sup> The analyte was analyzed for, but was not detected above the laboratory reporting/quantitation limit. However, the laboratory reporting/quantitation limit is above the screening criteria. The actual absence or presence of this analyte between the screening criteria and the laboratory reporting/quantitation limit can not be determined.

Samples analyzed by EPA Methods SW 8260B and 8011

**Bold** indicates the analyte was detected above the method detection limit.

Gray shading indicates the analyte exceeded RBSLs.

µg/L = microgram(s) per liter

1,2-DCA = 1,2-dichloroethane

EDB = 1,2-dibromoethane

ID = identification

MTBE = methyl tertiary butyl ether

NS-FP = sample not collected due to the presence of free product in the well

NS-HS = sample not collected due to health and safety concerns

NS-IW = sample not collected due to insufficient volume of water in well

NS-SL = sample not analyzed due to sample being lost in transit to laboratory

U = analyte was not detected above the reported sample quantitation limit

December 08, 2017

## CH2M Hill- Kinder Morgan- Atlanta, GA

Sample Delivery Group: L955602  
Samples Received: 12/06/2017  
Project Number: 684910.LD.MR.SW  
Description: Lewis Drive Site  
Site: LEWIS DR.  
Report To: Bethany Garvey  
6600 Peachtree Dunwoody Road  
400 Embassy Row - Suite 600  
Atlanta, GA 30328










Entire Report Reviewed By:



Chris McCord  
Technical Service Representative

Results relate only to the items tested or calibrated and are reported as rounded values. This test report shall not be reproduced, except in full, without written approval of the laboratory. Where applicable, sampling conducted by ESC is performed per guidance provided in laboratory standard operating procedures: 060302, 060303, and 060304.



<b>Cp: Cover Page</b>	<b>1</b>	
<b>Tc: Table of Contents</b>	<b>2</b>	
<b>Ss: Sample Summary</b>	<b>3</b>	
<b>Cn: Case Narrative</b>	<b>5</b>	
<b>Sr: Sample Results</b>	<b>6</b>	
SW11-120517 L955602-01	6	
SW10-120517 L955602-02	7	
FP01-120517 L955602-03	8	
FP02-120517 L955602-04	9	
SW09-120517 L955602-05	10	
SW08-120517 L955602-06	11	
SW13-120517 L955602-07	12	
FP03-120517 L955602-08	13	
SW04-120517 L955602-09	14	
SW02-120517 L955602-10	15	
SW01-120517 L955602-12	16	
SW07-120517 L955602-13	17	
SW12-120517 L955602-14	18	
SW03-120517 L955602-15	19	
SW14-120517 L955602-16	20	
<b>Qc: Quality Control Summary</b>	<b>21</b>	
Volatile Organic Compounds (GC/MS) by Method 8260B	21	
<b>Gl: Glossary of Terms</b>	<b>22</b>	
<b>Al: Accreditations &amp; Locations</b>	<b>23</b>	
<b>Sc: Sample Chain of Custody</b>	<b>24</b>	

# SAMPLE SUMMARY



## SW11-120517 L955602-01 GW

Method	Batch	Dilution	Preparation date/time	Analysis date/time	Analyst
Volatile Organic Compounds (GC/MS) by Method 8260B	WG1050755	1	12/07/17 14:20	12/07/17 14:20	ACG

Collected by M. Warren  
 Collected date/time 12/05/17 08:15  
 Received date/time 12/06/17 08:45

1 Cp

## SW10-120517 L955602-02 GW

Method	Batch	Dilution	Preparation date/time	Analysis date/time	Analyst
Volatile Organic Compounds (GC/MS) by Method 8260B	WG1050755	1	12/07/17 14:39	12/07/17 14:39	ACG

Collected by M. Warren  
 Collected date/time 12/05/17 08:30  
 Received date/time 12/06/17 08:45

2 Tc

3 Ss

4 Cn

## FP01-120517 L955602-03 GW

Method	Batch	Dilution	Preparation date/time	Analysis date/time	Analyst
Volatile Organic Compounds (GC/MS) by Method 8260B	WG1050755	1	12/07/17 14:58	12/07/17 14:58	ACG

Collected by M. Warren  
 Collected date/time 12/05/17 08:50  
 Received date/time 12/06/17 08:45

5 Sr

6 Qc

7 Gl

## FP02-120517 L955602-04 GW

Method	Batch	Dilution	Preparation date/time	Analysis date/time	Analyst
Volatile Organic Compounds (GC/MS) by Method 8260B	WG1050755	1	12/07/17 15:17	12/07/17 15:17	ACG

Collected by M. Warren  
 Collected date/time 12/05/17 08:55  
 Received date/time 12/06/17 08:45

8 Al

9 Sc

## SW09-120517 L955602-05 GW

Method	Batch	Dilution	Preparation date/time	Analysis date/time	Analyst
Volatile Organic Compounds (GC/MS) by Method 8260B	WG1050755	1	12/07/17 15:37	12/07/17 15:37	ACG

Collected by M. Warren  
 Collected date/time 12/05/17 09:10  
 Received date/time 12/06/17 08:45

## SW08-120517 L955602-06 GW

Method	Batch	Dilution	Preparation date/time	Analysis date/time	Analyst
Volatile Organic Compounds (GC/MS) by Method 8260B	WG1050755	1	12/07/17 15:56	12/07/17 15:56	ACG

Collected by M. Warren  
 Collected date/time 12/05/17 09:20  
 Received date/time 12/06/17 08:45

## SW13-120517 L955602-07 GW

Method	Batch	Dilution	Preparation date/time	Analysis date/time	Analyst
Volatile Organic Compounds (GC/MS) by Method 8260B	WG1050755	1	12/07/17 16:15	12/07/17 16:15	ACG

Collected by M. Warren  
 Collected date/time 12/05/17 09:25  
 Received date/time 12/06/17 08:45

## FP03-120517 L955602-08 GW

Method	Batch	Dilution	Preparation date/time	Analysis date/time	Analyst
Volatile Organic Compounds (GC/MS) by Method 8260B	WG1050755	1	12/07/17 16:34	12/07/17 16:34	ACG

Collected by M. Warren  
 Collected date/time 12/05/17 09:45  
 Received date/time 12/06/17 08:45

# SAMPLE SUMMARY



## SW04-120517 L955602-09 GW

Method	Batch	Dilution	Preparation date/time	Analysis date/time	Analyst
Volatile Organic Compounds (GC/MS) by Method 8260B	WG1050755	1	12/07/17 16:54	12/07/17 16:54	ACG

Collected by M. Warren	Collected date/time 12/05/17 10:00	Received date/time 12/06/17 08:45
---------------------------	---------------------------------------	--------------------------------------

1  
Cp

2  
Tc

3  
Ss

## SW02-120517 L955602-10 GW

Method	Batch	Dilution	Preparation date/time	Analysis date/time	Analyst
Volatile Organic Compounds (GC/MS) by Method 8260B	WG1050755	1	12/07/17 17:13	12/07/17 17:13	ACG

Collected by M. Warren	Collected date/time 12/05/17 10:05	Received date/time 12/06/17 08:45
---------------------------	---------------------------------------	--------------------------------------

4  
Cn

5  
Sr

## SW01-120517 L955602-12 GW

Method	Batch	Dilution	Preparation date/time	Analysis date/time	Analyst
Volatile Organic Compounds (GC/MS) by Method 8260B	WG1050755	1	12/07/17 17:32	12/07/17 17:32	ACG

Collected by M. Warren	Collected date/time 12/05/17 10:15	Received date/time 12/06/17 08:45
---------------------------	---------------------------------------	--------------------------------------

6  
Qc

7  
Gl

## SW07-120517 L955602-13 GW

Method	Batch	Dilution	Preparation date/time	Analysis date/time	Analyst
Volatile Organic Compounds (GC/MS) by Method 8260B	WG1050755	1	12/07/17 17:51	12/07/17 17:51	ACG

Collected by M. Warren	Collected date/time 12/05/17 10:25	Received date/time 12/06/17 08:45
---------------------------	---------------------------------------	--------------------------------------

8  
Al

9  
Sc

## SW12-120517 L955602-14 GW

Method	Batch	Dilution	Preparation date/time	Analysis date/time	Analyst
Volatile Organic Compounds (GC/MS) by Method 8260B	WG1050755	1	12/07/17 18:10	12/07/17 18:10	ACG

Collected by M. Warren	Collected date/time 12/05/17 10:35	Received date/time 12/06/17 08:45
---------------------------	---------------------------------------	--------------------------------------

## SW03-120517 L955602-15 GW

Method	Batch	Dilution	Preparation date/time	Analysis date/time	Analyst
Volatile Organic Compounds (GC/MS) by Method 8260B	WG1050755	1	12/07/17 18:30	12/07/17 18:30	ACG

Collected by M. Warren	Collected date/time 12/05/17 10:40	Received date/time 12/06/17 08:45
---------------------------	---------------------------------------	--------------------------------------

## SW14-120517 L955602-16 GW

Method	Batch	Dilution	Preparation date/time	Analysis date/time	Analyst
Volatile Organic Compounds (GC/MS) by Method 8260B	WG1050755	1	12/07/17 18:49	12/07/17 18:49	ACG

Collected by M. Warren	Collected date/time 12/05/17 11:15	Received date/time 12/06/17 08:45
---------------------------	---------------------------------------	--------------------------------------



All sample aliquots were received at the correct temperature, in the proper containers, with the appropriate preservatives, and within method specified holding times, unless qualified or notated within the report. All MDL (LOD) and RDL (LOQ) values reported for environmental samples have been corrected for the dilution factor used in the analysis. All radiochemical sample results for solids are reported on a dry weight basis with the exception of tritium, carbon-14 and radon, unless wet weight was requested by the client. All Method and Batch Quality Control are within established criteria except where addressed in this case narrative, a non-conformance form or properly qualified within the sample results. By my digital signature below, I affirm to the best of my knowledge, all problems/anomalies observed by the laboratory as having the potential to affect the quality of the data have been identified by the laboratory, and no information or data have been knowingly withheld that would affect the quality of the data.

Chris McCord  
 Technical Service Representative

- <sup>1</sup> Cp
- <sup>2</sup> Tc
- <sup>3</sup> Ss
- <sup>4</sup> Cn
- <sup>5</sup> Sr
- <sup>6</sup> Qc
- <sup>7</sup> Gl
- <sup>8</sup> Al
- <sup>9</sup> Sc



Volatile Organic Compounds (GC/MS) by Method 8260B

Analyte	Result	Qualifier	RDL	Dilution	Analysis date / time	Batch
Benzene	ND		1.00	1	12/07/2017 14:20	<a href="#">WG1050755</a>
Toluene	ND		1.00	1	12/07/2017 14:20	<a href="#">WG1050755</a>
Ethylbenzene	ND		1.00	1	12/07/2017 14:20	<a href="#">WG1050755</a>
o-Xylene	ND		1.00	1	12/07/2017 14:20	<a href="#">WG1050755</a>
m&p-Xylene	ND		2.00	1	12/07/2017 14:20	<a href="#">WG1050755</a>
Xylenes, Total	ND		3.00	1	12/07/2017 14:20	<a href="#">WG1050755</a>
Naphthalene	ND		5.00	1	12/07/2017 14:20	<a href="#">WG1050755</a>
(S) Toluene-d8	108		80.0-120		12/07/2017 14:20	<a href="#">WG1050755</a>
(S) Dibromofluoromethane	90.4		76.0-123		12/07/2017 14:20	<a href="#">WG1050755</a>
(S) a,a,a-Trifluorotoluene	99.4		80.0-120		12/07/2017 14:20	<a href="#">WG1050755</a>
(S) 4-Bromofluorobenzene	116		80.0-120		12/07/2017 14:20	<a href="#">WG1050755</a>

- 1 Cp
- 2 Tc
- 3 Ss
- 4 Cn
- 5 Sr
- 6 Qc
- 7 Gl
- 8 Al
- 9 Sc





Volatile Organic Compounds (GC/MS) by Method 8260B

Analyte	Result	Qualifier	RDL	Dilution	Analysis date / time	Batch
Benzene	ND		1.00	1	12/07/2017 14:39	<a href="#">WG1050755</a>
Toluene	ND		1.00	1	12/07/2017 14:39	<a href="#">WG1050755</a>
Ethylbenzene	ND		1.00	1	12/07/2017 14:39	<a href="#">WG1050755</a>
o-Xylene	ND		1.00	1	12/07/2017 14:39	<a href="#">WG1050755</a>
m&p-Xylene	ND		2.00	1	12/07/2017 14:39	<a href="#">WG1050755</a>
Xylenes, Total	ND		3.00	1	12/07/2017 14:39	<a href="#">WG1050755</a>
Naphthalene	ND		5.00	1	12/07/2017 14:39	<a href="#">WG1050755</a>
(S) Toluene-d8	108		80.0-120		12/07/2017 14:39	<a href="#">WG1050755</a>
(S) Dibromofluoromethane	91.4		76.0-123		12/07/2017 14:39	<a href="#">WG1050755</a>
(S) a,a,a-Trifluorotoluene	100		80.0-120		12/07/2017 14:39	<a href="#">WG1050755</a>
(S) 4-Bromofluorobenzene	119		80.0-120		12/07/2017 14:39	<a href="#">WG1050755</a>

1 Cp

2 Tc

3 Ss

4 Cn

5 Sr

6 Qc

7 Gl

8 Al

9 Sc



Volatile Organic Compounds (GC/MS) by Method 8260B

Analyte	Result	Qualifier	RDL	Dilution	Analysis date / time	Batch
Benzene	ND		1.00	1	12/07/2017 14:58	<a href="#">WG1050755</a>
Toluene	ND		1.00	1	12/07/2017 14:58	<a href="#">WG1050755</a>
Ethylbenzene	ND		1.00	1	12/07/2017 14:58	<a href="#">WG1050755</a>
o-Xylene	ND		1.00	1	12/07/2017 14:58	<a href="#">WG1050755</a>
m&p-Xylene	ND		2.00	1	12/07/2017 14:58	<a href="#">WG1050755</a>
Xylenes, Total	ND		3.00	1	12/07/2017 14:58	<a href="#">WG1050755</a>
Naphthalene	ND		5.00	1	12/07/2017 14:58	<a href="#">WG1050755</a>
(S) Toluene-d8	109		80.0-120		12/07/2017 14:58	<a href="#">WG1050755</a>
(S) Dibromofluoromethane	90.7		76.0-123		12/07/2017 14:58	<a href="#">WG1050755</a>
(S) a,a,a-Trifluorotoluene	101		80.0-120		12/07/2017 14:58	<a href="#">WG1050755</a>
(S) 4-Bromofluorobenzene	121	J1	80.0-120		12/07/2017 14:58	<a href="#">WG1050755</a>

- 1 Cp
- 2 Tc
- 3 Ss
- 4 Cn
- 5 Sr
- 6 Qc
- 7 Gl
- 8 Al
- 9 Sc



Volatile Organic Compounds (GC/MS) by Method 8260B

Analyte	Result	Qualifier	RDL	Dilution	Analysis date / time	Batch
Benzene	ND		1.00	1	12/07/2017 15:17	<a href="#">WG1050755</a>
Toluene	ND		1.00	1	12/07/2017 15:17	<a href="#">WG1050755</a>
Ethylbenzene	ND		1.00	1	12/07/2017 15:17	<a href="#">WG1050755</a>
o-Xylene	ND		1.00	1	12/07/2017 15:17	<a href="#">WG1050755</a>
m&p-Xylene	ND		2.00	1	12/07/2017 15:17	<a href="#">WG1050755</a>
Xylenes, Total	ND		3.00	1	12/07/2017 15:17	<a href="#">WG1050755</a>
Naphthalene	ND		5.00	1	12/07/2017 15:17	<a href="#">WG1050755</a>
(S) Toluene-d8	111		80.0-120		12/07/2017 15:17	<a href="#">WG1050755</a>
(S) Dibromofluoromethane	90.6		76.0-123		12/07/2017 15:17	<a href="#">WG1050755</a>
(S) a,a,a-Trifluorotoluene	101		80.0-120		12/07/2017 15:17	<a href="#">WG1050755</a>
(S) 4-Bromofluorobenzene	118		80.0-120		12/07/2017 15:17	<a href="#">WG1050755</a>

- 1 Cp
- 2 Tc
- 3 Ss
- 4 Cn
- 5 Sr
- 6 Qc
- 7 Gl
- 8 Al
- 9 Sc



Volatile Organic Compounds (GC/MS) by Method 8260B

Analyte	Result	Qualifier	RDL	Dilution	Analysis date / time	Batch
Benzene	ND		1.00	1	12/07/2017 15:37	<a href="#">WG1050755</a>
Toluene	ND		1.00	1	12/07/2017 15:37	<a href="#">WG1050755</a>
Ethylbenzene	ND		1.00	1	12/07/2017 15:37	<a href="#">WG1050755</a>
o-Xylene	ND		1.00	1	12/07/2017 15:37	<a href="#">WG1050755</a>
m&p-Xylene	ND		2.00	1	12/07/2017 15:37	<a href="#">WG1050755</a>
Xylenes, Total	ND		3.00	1	12/07/2017 15:37	<a href="#">WG1050755</a>
Naphthalene	ND		5.00	1	12/07/2017 15:37	<a href="#">WG1050755</a>
(S) Toluene-d8	108		80.0-120		12/07/2017 15:37	<a href="#">WG1050755</a>
(S) Dibromofluoromethane	92.3		76.0-123		12/07/2017 15:37	<a href="#">WG1050755</a>
(S) a,a,a-Trifluorotoluene	103		80.0-120		12/07/2017 15:37	<a href="#">WG1050755</a>
(S) 4-Bromofluorobenzene	118		80.0-120		12/07/2017 15:37	<a href="#">WG1050755</a>

- 1 Cp
- 2 Tc
- 3 Ss
- 4 Cn
- 5 Sr
- 6 Qc
- 7 Gl
- 8 Al
- 9 Sc



Volatile Organic Compounds (GC/MS) by Method 8260B

Analyte	Result	Qualifier	RDL	Dilution	Analysis date / time	Batch
Benzene	ND		1.00	1	12/07/2017 15:56	<a href="#">WG1050755</a>
Toluene	ND		1.00	1	12/07/2017 15:56	<a href="#">WG1050755</a>
Ethylbenzene	ND		1.00	1	12/07/2017 15:56	<a href="#">WG1050755</a>
o-Xylene	ND		1.00	1	12/07/2017 15:56	<a href="#">WG1050755</a>
m&p-Xylene	ND		2.00	1	12/07/2017 15:56	<a href="#">WG1050755</a>
Xylenes, Total	ND		3.00	1	12/07/2017 15:56	<a href="#">WG1050755</a>
Naphthalene	ND		5.00	1	12/07/2017 15:56	<a href="#">WG1050755</a>
(S) Toluene-d8	108		80.0-120		12/07/2017 15:56	<a href="#">WG1050755</a>
(S) Dibromofluoromethane	91.2		76.0-123		12/07/2017 15:56	<a href="#">WG1050755</a>
(S) a,a,a-Trifluorotoluene	98.9		80.0-120		12/07/2017 15:56	<a href="#">WG1050755</a>
(S) 4-Bromofluorobenzene	119		80.0-120		12/07/2017 15:56	<a href="#">WG1050755</a>

- 1 Cp
- 2 Tc
- 3 Ss
- 4 Cn
- 5 Sr
- 6 Qc
- 7 Gl
- 8 Al
- 9 Sc



Volatile Organic Compounds (GC/MS) by Method 8260B

Analyte	Result	Qualifier	RDL	Dilution	Analysis date / time	Batch
Benzene	ND		1.00	1	12/07/2017 16:15	<a href="#">WG1050755</a>
Toluene	ND		1.00	1	12/07/2017 16:15	<a href="#">WG1050755</a>
Ethylbenzene	ND		1.00	1	12/07/2017 16:15	<a href="#">WG1050755</a>
o-Xylene	ND		1.00	1	12/07/2017 16:15	<a href="#">WG1050755</a>
m&p-Xylene	ND		2.00	1	12/07/2017 16:15	<a href="#">WG1050755</a>
Xylenes, Total	ND		3.00	1	12/07/2017 16:15	<a href="#">WG1050755</a>
Naphthalene	ND		5.00	1	12/07/2017 16:15	<a href="#">WG1050755</a>
(S) Toluene-d8	107		80.0-120		12/07/2017 16:15	<a href="#">WG1050755</a>
(S) Dibromofluoromethane	90.2		76.0-123		12/07/2017 16:15	<a href="#">WG1050755</a>
(S) a,a,a-Trifluorotoluene	100		80.0-120		12/07/2017 16:15	<a href="#">WG1050755</a>
(S) 4-Bromofluorobenzene	120		80.0-120		12/07/2017 16:15	<a href="#">WG1050755</a>

- 1 Cp
- 2 Tc
- 3 Ss
- 4 Cn
- 5 Sr
- 6 Qc
- 7 Gl
- 8 Al
- 9 Sc



Volatile Organic Compounds (GC/MS) by Method 8260B

Analyte	Result	Qualifier	RDL	Dilution	Analysis date / time	Batch
Benzene	ND		1.00	1	12/07/2017 16:34	<a href="#">WG1050755</a>
Toluene	ND		1.00	1	12/07/2017 16:34	<a href="#">WG1050755</a>
Ethylbenzene	ND		1.00	1	12/07/2017 16:34	<a href="#">WG1050755</a>
o-Xylene	ND		1.00	1	12/07/2017 16:34	<a href="#">WG1050755</a>
m&p-Xylene	ND		2.00	1	12/07/2017 16:34	<a href="#">WG1050755</a>
Xylenes, Total	ND		3.00	1	12/07/2017 16:34	<a href="#">WG1050755</a>
Naphthalene	ND		5.00	1	12/07/2017 16:34	<a href="#">WG1050755</a>
(S) Toluene-d8	107		80.0-120		12/07/2017 16:34	<a href="#">WG1050755</a>
(S) Dibromofluoromethane	91.7		76.0-123		12/07/2017 16:34	<a href="#">WG1050755</a>
(S) a,a,a-Trifluorotoluene	99.8		80.0-120		12/07/2017 16:34	<a href="#">WG1050755</a>
(S) 4-Bromofluorobenzene	116		80.0-120		12/07/2017 16:34	<a href="#">WG1050755</a>

- 1 Cp
- 2 Tc
- 3 Ss
- 4 Cn
- 5 Sr
- 6 Qc
- 7 Gl
- 8 Al
- 9 Sc



Volatile Organic Compounds (GC/MS) by Method 8260B

Analyte	Result	Qualifier	RDL	Dilution	Analysis	Batch
	ug/l		ug/l		date / time	
Benzene	ND		1.00	1	12/07/2017 16:54	<a href="#">WG1050755</a>
Toluene	5.53		1.00	1	12/07/2017 16:54	<a href="#">WG1050755</a>
Ethylbenzene	ND		1.00	1	12/07/2017 16:54	<a href="#">WG1050755</a>
o-Xylene	ND		1.00	1	12/07/2017 16:54	<a href="#">WG1050755</a>
m&p-Xylene	ND		2.00	1	12/07/2017 16:54	<a href="#">WG1050755</a>
Xylenes, Total	ND		3.00	1	12/07/2017 16:54	<a href="#">WG1050755</a>
Naphthalene	ND		5.00	1	12/07/2017 16:54	<a href="#">WG1050755</a>
(S) Toluene-d8	108		80.0-120		12/07/2017 16:54	<a href="#">WG1050755</a>
(S) Dibromofluoromethane	92.7		76.0-123		12/07/2017 16:54	<a href="#">WG1050755</a>
(S) a,a,a-Trifluorotoluene	99.6		80.0-120		12/07/2017 16:54	<a href="#">WG1050755</a>
(S) 4-Bromofluorobenzene	117		80.0-120		12/07/2017 16:54	<a href="#">WG1050755</a>

- 1 Cp
- 2 Tc
- 3 Ss
- 4 Cn
- 5 Sr
- 6 Qc
- 7 Gl
- 8 Al
- 9 Sc





Volatile Organic Compounds (GC/MS) by Method 8260B

Analyte	Result	Qualifier	RDL	Dilution	Analysis date / time	Batch
Benzene	26.6		1.00	1	12/07/2017 17:13	<a href="#">WG1050755</a>
Toluene	8.39		1.00	1	12/07/2017 17:13	<a href="#">WG1050755</a>
Ethylbenzene	1.80		1.00	1	12/07/2017 17:13	<a href="#">WG1050755</a>
o-Xylene	7.17		1.00	1	12/07/2017 17:13	<a href="#">WG1050755</a>
m&p-Xylene	10.2		2.00	1	12/07/2017 17:13	<a href="#">WG1050755</a>
Xylenes, Total	17.4		3.00	1	12/07/2017 17:13	<a href="#">WG1050755</a>
Naphthalene	ND		5.00	1	12/07/2017 17:13	<a href="#">WG1050755</a>
(S) Toluene-d8	108		80.0-120		12/07/2017 17:13	<a href="#">WG1050755</a>
(S) Dibromofluoromethane	90.2		76.0-123		12/07/2017 17:13	<a href="#">WG1050755</a>
(S) a,a,a-Trifluorotoluene	99.5		80.0-120		12/07/2017 17:13	<a href="#">WG1050755</a>
(S) 4-Bromofluorobenzene	120		80.0-120		12/07/2017 17:13	<a href="#">WG1050755</a>

- 1 Cp
- 2 Tc
- 3 Ss
- 4 Cn
- 5 Sr
- 6 Qc
- 7 Gl
- 8 Al
- 9 Sc



Volatile Organic Compounds (GC/MS) by Method 8260B

Analyte	Result	Qualifier	RDL	Dilution	Analysis	Batch
	ug/l		ug/l		date / time	
Benzene	1.59		1.00	1	12/07/2017 17:32	<a href="#">WG1050755</a>
Toluene	1.15		1.00	1	12/07/2017 17:32	<a href="#">WG1050755</a>
Ethylbenzene	ND		1.00	1	12/07/2017 17:32	<a href="#">WG1050755</a>
o-Xylene	2.14		1.00	1	12/07/2017 17:32	<a href="#">WG1050755</a>
m&p-Xylene	ND		2.00	1	12/07/2017 17:32	<a href="#">WG1050755</a>
Xylenes, Total	ND		3.00	1	12/07/2017 17:32	<a href="#">WG1050755</a>
Naphthalene	ND		5.00	1	12/07/2017 17:32	<a href="#">WG1050755</a>
(S) Toluene-d8	109		80.0-120		12/07/2017 17:32	<a href="#">WG1050755</a>
(S) Dibromofluoromethane	91.3		76.0-123		12/07/2017 17:32	<a href="#">WG1050755</a>
(S) a,a,a-Trifluorotoluene	101		80.0-120		12/07/2017 17:32	<a href="#">WG1050755</a>
(S) 4-Bromofluorobenzene	117		80.0-120		12/07/2017 17:32	<a href="#">WG1050755</a>

- 1 Cp
- 2 Tc
- 3 Ss
- 4 Cn
- 5 Sr
- 6 Qc
- 7 Gl
- 8 Al
- 9 Sc



Volatile Organic Compounds (GC/MS) by Method 8260B

Analyte	Result	Qualifier	RDL	Dilution	Analysis date / time	Batch
Benzene	ND		1.00	1	12/07/2017 17:51	<a href="#">WG1050755</a>
Toluene	ND		1.00	1	12/07/2017 17:51	<a href="#">WG1050755</a>
Ethylbenzene	ND		1.00	1	12/07/2017 17:51	<a href="#">WG1050755</a>
o-Xylene	ND		1.00	1	12/07/2017 17:51	<a href="#">WG1050755</a>
m&p-Xylene	ND		2.00	1	12/07/2017 17:51	<a href="#">WG1050755</a>
Xylenes, Total	ND		3.00	1	12/07/2017 17:51	<a href="#">WG1050755</a>
Naphthalene	ND		5.00	1	12/07/2017 17:51	<a href="#">WG1050755</a>
(S) Toluene-d8	105		80.0-120		12/07/2017 17:51	<a href="#">WG1050755</a>
(S) Dibromofluoromethane	92.3		76.0-123		12/07/2017 17:51	<a href="#">WG1050755</a>
(S) a,a,a-Trifluorotoluene	100		80.0-120		12/07/2017 17:51	<a href="#">WG1050755</a>
(S) 4-Bromofluorobenzene	119		80.0-120		12/07/2017 17:51	<a href="#">WG1050755</a>

- 1 Cp
- 2 Tc
- 3 Ss
- 4 Cn
- 5 Sr
- 6 Qc
- 7 Gl
- 8 Al
- 9 Sc



Volatile Organic Compounds (GC/MS) by Method 8260B

Analyte	Result	Qualifier	RDL	Dilution	Analysis date / time	Batch
Benzene	16.6		1.00	1	12/07/2017 18:10	<a href="#">WG1050755</a>
Toluene	12.6		1.00	1	12/07/2017 18:10	<a href="#">WG1050755</a>
Ethylbenzene	2.91		1.00	1	12/07/2017 18:10	<a href="#">WG1050755</a>
o-Xylene	13.3		1.00	1	12/07/2017 18:10	<a href="#">WG1050755</a>
m&p-Xylene	20.1		2.00	1	12/07/2017 18:10	<a href="#">WG1050755</a>
Xylenes, Total	33.4		3.00	1	12/07/2017 18:10	<a href="#">WG1050755</a>
Naphthalene	ND		5.00	1	12/07/2017 18:10	<a href="#">WG1050755</a>
(S) Toluene-d8	107		80.0-120		12/07/2017 18:10	<a href="#">WG1050755</a>
(S) Dibromofluoromethane	89.7		76.0-123		12/07/2017 18:10	<a href="#">WG1050755</a>
(S) a,a,a-Trifluorotoluene	98.2		80.0-120		12/07/2017 18:10	<a href="#">WG1050755</a>
(S) 4-Bromofluorobenzene	123	J1	80.0-120		12/07/2017 18:10	<a href="#">WG1050755</a>

- 1 Cp
- 2 Tc
- 3 Ss
- 4 Cn
- 5 Sr
- 6 Qc
- 7 Gl
- 8 Al
- 9 Sc



Volatile Organic Compounds (GC/MS) by Method 8260B

Analyte	Result	Qualifier	RDL	Dilution	Analysis	Batch
	ug/l		ug/l		date / time	
Benzene	ND		1.00	1	12/07/2017 18:30	<a href="#">WG1050755</a>
Toluene	ND		1.00	1	12/07/2017 18:30	<a href="#">WG1050755</a>
Ethylbenzene	ND		1.00	1	12/07/2017 18:30	<a href="#">WG1050755</a>
o-Xylene	ND		1.00	1	12/07/2017 18:30	<a href="#">WG1050755</a>
m&p-Xylene	ND		2.00	1	12/07/2017 18:30	<a href="#">WG1050755</a>
Xylenes, Total	ND		3.00	1	12/07/2017 18:30	<a href="#">WG1050755</a>
Naphthalene	ND		5.00	1	12/07/2017 18:30	<a href="#">WG1050755</a>
(S) Toluene-d8	107		80.0-120		12/07/2017 18:30	<a href="#">WG1050755</a>
(S) Dibromofluoromethane	90.7		76.0-123		12/07/2017 18:30	<a href="#">WG1050755</a>
(S) a,a,a-Trifluorotoluene	102		80.0-120		12/07/2017 18:30	<a href="#">WG1050755</a>
(S) 4-Bromofluorobenzene	112		80.0-120		12/07/2017 18:30	<a href="#">WG1050755</a>

- 1 Cp
- 2 Tc
- 3 Ss
- 4 Cn
- 5 Sr
- 6 Qc
- 7 Gl
- 8 Al
- 9 Sc



Volatile Organic Compounds (GC/MS) by Method 8260B

Analyte	Result	Qualifier	RDL	Dilution	Analysis	Batch
	ug/l		ug/l		date / time	
Benzene	ND		1.00	1	12/07/2017 18:49	<a href="#">WG1050755</a>
Toluene	ND		1.00	1	12/07/2017 18:49	<a href="#">WG1050755</a>
Ethylbenzene	ND		1.00	1	12/07/2017 18:49	<a href="#">WG1050755</a>
o-Xylene	ND		1.00	1	12/07/2017 18:49	<a href="#">WG1050755</a>
m&p-Xylene	ND		2.00	1	12/07/2017 18:49	<a href="#">WG1050755</a>
Xylenes, Total	ND		3.00	1	12/07/2017 18:49	<a href="#">WG1050755</a>
Naphthalene	ND		5.00	1	12/07/2017 18:49	<a href="#">WG1050755</a>
(S) Toluene-d8	108		80.0-120		12/07/2017 18:49	<a href="#">WG1050755</a>
(S) Dibromofluoromethane	90.4		76.0-123		12/07/2017 18:49	<a href="#">WG1050755</a>
(S) a,a,a-Trifluorotoluene	101		80.0-120		12/07/2017 18:49	<a href="#">WG1050755</a>
(S) 4-Bromofluorobenzene	115		80.0-120		12/07/2017 18:49	<a href="#">WG1050755</a>

- 1 Cp
- 2 Tc
- 3 Ss
- 4 Cn
- 5 Sr
- 6 Qc
- 7 Gl
- 8 Al
- 9 Sc



Method Blank (MB)

(MB) R3271497-2 12/07/17 11:03

Analyte	MB Result	MB Qualifier	MB MDL	MB RDL
	ug/l		ug/l	ug/l
Benzene	U		0.331	1.00
Ethylbenzene	U		0.384	1.00
Naphthalene	U		1.00	5.00
Toluene	U		0.412	1.00
Xylenes, Total	U		1.06	3.00
o-Xylene	U		0.341	1.00
m&p-Xylenes	U		0.719	2.00
(S) Toluene-d8	107			80.0-120
(S) Dibromofluoromethane	89.7			76.0-123
(S) a,a,a-Trifluorotoluene	98.9			80.0-120
(S) 4-Bromofluorobenzene	118			80.0-120

1 Cp

2 Tc

3 Ss

4 Cn

5 Sr

6 Qc

7 Gl

8 Al

9 Sc

Laboratory Control Sample (LCS)

(LCS) R3271497-1 12/07/17 10:25

Analyte	Spike Amount	LCS Result	LCS Rec.	Rec. Limits	LCS Qualifier
	ug/l	ug/l	%	%	
Benzene	25.0	25.8	103	70.0-130	
Ethylbenzene	25.0	30.0	120	70.0-130	
Naphthalene	25.0	20.9	83.4	70.0-130	
Toluene	25.0	29.7	119	70.0-130	
Xylenes, Total	75.0	89.8	120	70.0-130	
o-Xylene	25.0	29.4	118	70.0-130	
m&p-Xylenes	50.0	60.4	121	70.0-130	
(S) Toluene-d8			109	80.0-120	
(S) Dibromofluoromethane			89.5	76.0-123	
(S) a,a,a-Trifluorotoluene			102	80.0-120	
(S) 4-Bromofluorobenzene			118	80.0-120	



Guide to Reading and Understanding Your Laboratory Report

The information below is designed to better explain the various terms used in your report of analytical results from the Laboratory. This is not intended as a comprehensive explanation, and if you have additional questions please contact your project representative.

Abbreviations and Definitions

MDL	Method Detection Limit.
ND	Not detected at the Reporting Limit (or MDL where applicable).
RDL	Reported Detection Limit.
Rec.	Recovery.
RPD	Relative Percent Difference.
SDG	Sample Delivery Group.
(S)	Surrogate (Surrogate Standard) - Analytes added to every blank, sample, Laboratory Control Sample/Duplicate and Matrix Spike/Duplicate; used to evaluate analytical efficiency by measuring recovery. Surrogates are not expected to be detected in all environmental media.
U	Not detected at the Reporting Limit (or MDL where applicable).
Analyte	The name of the particular compound or analysis performed. Some Analyses and Methods will have multiple analytes reported.
Dilution	If the sample matrix contains an interfering material, or if concentrations of analytes in the sample are higher than the highest limit of concentration that the laboratory can accurately report, the sample may be diluted for analysis. If a value different than 1 is used in this field, the result reported has already been corrected for this factor.
Limits	These are the target % recovery ranges or % difference value that the laboratory has historically determined as normal for the method and analyte being reported. Successful QC Sample analysis will target all analytes recovered or duplicated within these ranges.
Qualifier	This column provides a letter and/or number designation that corresponds to additional information concerning the result reported. If a Qualifier is present, a definition per Qualifier is provided within the Glossary and Definitions page and potentially a discussion of possible implications of the Qualifier in the Case Narrative if applicable.
Result	The actual analytical final result (corrected for any sample specific characteristics) reported for your sample. If there was no measurable result returned for a specific analyte, the result in this column may state "ND" (Not Detected) or "BDL" (Below Detectable Levels). The information in the results column should always be accompanied by either an MDL (Method Detection Limit) or RDL (Reporting Detection Limit) that defines the lowest value that the laboratory could detect or report for this analyte.
Case Narrative (Cn)	A brief discussion about the included sample results, including a discussion of any non-conformances to protocol observed either at sample receipt by the laboratory from the field or during the analytical process. If present, there will be a section in the Case Narrative to discuss the meaning of any data qualifiers used in the report.
Quality Control Summary (Qc)	This section of the report includes the results of the laboratory quality control analyses required by procedure or analytical methods to assist in evaluating the validity of the results reported for your samples. These analyses are not being performed on your samples typically, but on laboratory generated material.
Sample Chain of Custody (Sc)	This is the document created in the field when your samples were initially collected. This is used to verify the time and date of collection, the person collecting the samples, and the analyses that the laboratory is requested to perform. This chain of custody also documents all persons (excluding commercial shippers) that have had control or possession of the samples from the time of collection until delivery to the laboratory for analysis.
Sample Results (Sr)	This section of your report will provide the results of all testing performed on your samples. These results are provided by sample ID and are separated by the analyses performed on each sample. The header line of each analysis section for each sample will provide the name and method number for the analysis reported.
Sample Summary (Ss)	This section of the Analytical Report defines the specific analyses performed for each sample ID, including the dates and times of preparation and/or analysis.

- 1 Cp
- 2 Tc
- 3 Ss
- 4 Cn
- 5 Sr
- 6 Qc
- 7 Gl
- 8 Al
- 9 Sc

Qualifier Description

J1	Surrogate recovery limits have been exceeded; values are outside upper control limits.
----	--





ESC Lab Sciences is the only environmental laboratory accredited/certified to support your work nationwide from one location. One phone call, one point of contact, one laboratory. No other lab is as accessible or prepared to handle your needs throughout the country. Our capacity and capability from our single location laboratory is comparable to the collective totals of the network laboratories in our industry. The most significant benefit to our "one location" design is the design of our laboratory campus. The model is conducive to accelerated productivity, decreasing turn-around time, and preventing cross contamination, thus protecting sample integrity. Our focus on premium quality and prompt service allows us to be **YOUR LAB OF CHOICE**.  
 \* Not all certifications held by the laboratory are applicable to the results reported in the attached report.

## State Accreditations

Alabama	40660	Nevada	TN-03-2002-34
Alaska	UST-080	New Hampshire	2975
Arizona	AZ0612	New Jersey–NELAP	TN002
Arkansas	88-0469	New Mexico	TN00003
California	01157CA	New York	11742
Colorado	TN00003	North Carolina	Env375
Connecticut	PH-0197	North Carolina <sup>1</sup>	DW21704
Florida	E87487	North Carolina <sup>2</sup>	41
Georgia	NELAP	North Dakota	R-140
Georgia <sup>1</sup>	923	Ohio–VAP	CL0069
Idaho	TN00003	Oklahoma	9915
Illinois	200008	Oregon	TN200002
Indiana	C-TN-01	Pennsylvania	68-02979
Iowa	364	Rhode Island	221
Kansas	E-10277	South Carolina	84004
Kentucky <sup>1</sup>	90010	South Dakota	n/a
Kentucky <sup>2</sup>	16	Tennessee <sup>14</sup>	2006
Louisiana	AI30792	Texas	T 104704245-07-TX
Maine	TN0002	Texas <sup>5</sup>	LAB0152
Maryland	324	Utah	6157585858
Massachusetts	M-TN003	Vermont	VT2006
Michigan	9958	Virginia	109
Minnesota	047-999-395	Washington	C1915
Mississippi	TN00003	West Virginia	233
Missouri	340	Wisconsin	9980939910
Montana	CERT0086	Wyoming	A2LA
Nebraska	NE-OS-15-05		

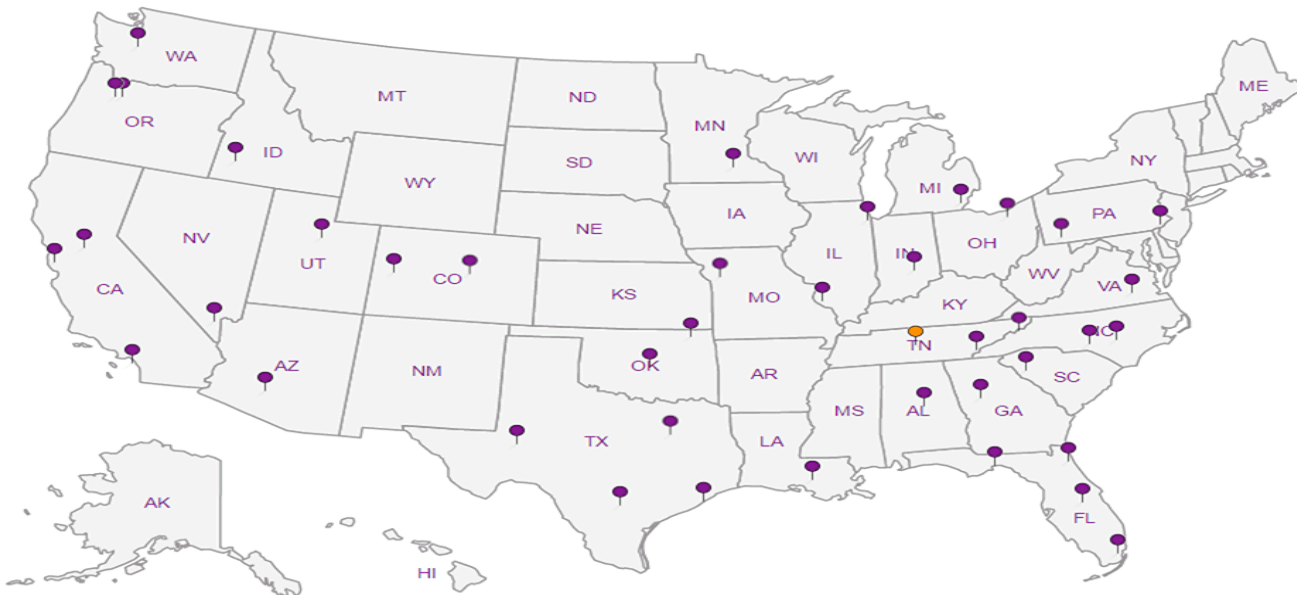
## Third Party & Federal Accreditations

A2LA – ISO 17025	1461.01	AIHA-LAP,LLC	100789
A2LA – ISO 17025 <sup>5</sup>	1461.02	DOD	1461.01
Canada	1461.01	USDA	S-67674
EPA–Crypto	TN00003		

<sup>1</sup> Drinking Water <sup>2</sup> Underground Storage Tanks <sup>3</sup> Aquatic Toxicity <sup>4</sup> Chemical/Microbiological <sup>5</sup> Mold <sup>n/a</sup> Accreditation not applicable

## Our Locations

ESC Lab Sciences has sixty-four client support centers that provide sample pickup and/or the delivery of sampling supplies. If you would like assistance from one of our support offices, please contact our main office. **ESC Lab Sciences performs all testing at our central laboratory.**



CH2M Hill- Kinder Morgan- Atlanta, GA

6600 Peachtree Dunwoody Road

Report to:  
Bethany Garvey

Project  
Description: Lewis Drive Site

Phone: 770-604-9182  
Fax:

Collected by (print):  
M. WARREN

Collected by (signature):  
*M. Warren*

Immediately Packed on Ice N  Y

Billing Information:  
Accounts Payable  
1000 Windward Concourse  
Ste 450  
Alpharetta, GA 30005

Email To: bgarvey@ch2m.com;  
tom.wiley@ch2m.com; scott.powell@ch2m.com;

City/State  
Collected: BELTON, SC

Lab Project #  
KINCH2MGA-LEWIS

P.O. #

Quote #

Date Results Needed

Pres Chk

Analysis / Container / Preservative

Chain of Custody Page 1 of 2



12065 Lebanon Rd  
Mount Juliet, TN 37122  
Phone: 615-758-5858  
Phone: 800-767-5859  
Fax: 615-758-5859



L# 955602  
D245

Acctnum: KINCH2MGA

Template: T130279

Prelogin: P627790

TSR: 526 - Chris McCord

PB: 11-22176

Shipped Via: FedEX Ground

Sample ID	Comp/Grab	Matrix *	Depth	Date	Time	No. of Cntrs	Analysis	Container	Preservative	Remarks	Sample # (lab only)
SW11-120517	GRAB	GW	NA	12/05/17	0815	3	X				
SW10-120517		GW			0830	3	X				01
FP01-120517		GW			0850	3	X				02
FP02-120517		GW			0855	3	X				03
SW09-120517		GW			0910	3	X				04
SW08-120517		GW			0920	3	X				05
SW13-120517		GW			0925	3	X				06
FP03-120517		GW			0945	3	X				07
SW04-120517		GW			1000	3	X				08
SW02-120517		GW			1005	3	X				09
											10

\* Matrix:  
SS - Soil AIR - Air F - Filter  
GW - Groundwater B - Bioassay  
WW - WasteWater  
DW - Drinking Water  
OT - Other

Remarks:

Samples returned via:  
 UPS  FedEx  Courier

Tracking # 4142 5221 3142

pH \_\_\_\_\_ Temp \_\_\_\_\_  
Flow \_\_\_\_\_ Other \_\_\_\_\_

Sample Receipt Checklist  
COC Seal Present/Intact:  Y  N  
COC Signed/Accurate:  Y  N  
Bottles arrive intact:  Y  N  
Correct bottles used:  Y  N  
Sufficient volume sent:  Y  N  
If Applicable  
Vol. to Headspace:  Y  N  
Preservation Correct/Checked:  Y  N

Relinquished by: (Signature) *M. Warren* Date: 12/05/17 Time: 1730

Relinquished by: (Signature) \_\_\_\_\_ Date: \_\_\_\_\_ Time: \_\_\_\_\_

Relinquished by: (Signature) \_\_\_\_\_ Date: \_\_\_\_\_ Time: \_\_\_\_\_

Received by: (Signature) \_\_\_\_\_ Trip Blank provided: Yes  No   
HCL / Meo TBR

Temp: 25.50 48  
Bottles Received: \_\_\_\_\_

Received for lab by: (Signature) *New* Date: 12/6/17 Time: 08:45

reservation required by Login: Date/Time  
Hold: \_\_\_\_\_ Condition: NCF

CH2M Hill- Kinder Morgan- Atlanta, GA

6600 Peachtree Dunwoody Road

Report to:  
Bethany Garvey

Project Description: Lewis Drive Site

Phone: 770-604-9182

Fax:

Collected by (print):

M. WARREN

Collected by (signature):

Immediately Packed on Ice N  Y

Billing Information:

Accounts Payable  
1000 Windward Concourse  
Ste 450  
Alpharetta, GA 30005

Email To: bgarvey@ch2m.com;  
tom.wiley@ch2m.com; scott.powell@ch2m.com;

City/State Collected: BELTON, SC

Lab Project # KINCH2MGA-LEWIS

P.O. #

Quote #

Date Results Needed

Pres Chk

Analysis / Container / Preservative

Chain of Custody Page 2 of 2



12065 Lebanon Rd  
Mount Juliet, TN 37122  
Phone: 615-758-5858  
Phone: 800-767-5859  
Fax: 615-758-5859



L# 055602

Table #

Acctnum: KINCH2MGA

Template: T130279

Prelogin: P627790

TSR: 526 - Chris McCord

PB: 1622176

Shipped Via: FedEX Ground

Remarks Sample # (lab only)

Sample ID	Comp/Grab	Matrix *	Depth	Date	Time	No. of Cntrs	Pres Chk	Analysis	Container	Preservative
SW02-D-120517	GRAB	GW	NA	120517	1010	3	X			
SW01-120517	↓	GW	↓	↓	1015	3	X			
SW07-120517	↓	GW	↓	↓	1025	3	X			
SW12-120517	↓	GW	↓	↓	1035	3	X			
SW03-120517	↓	GW	↓	↓	1040	3	X			
SW14-120517	↓	GW	↓	↓	1115	13	X			

V8260BTEXNSC 40miAmb-HCl

V8260BTEXNSC-TB 40miAmb-HCl-BIK

BTEX

NAPHTHALENE

-11  
-12  
-13  
-14  
-15  
-16

\* Matrix:  
SS - Soil AIR - Air F - Filter  
GW - Groundwater B - Bioassay  
WW - WasteWater  
DW - Drinking Water  
OT - Other

Remarks:

Samples returned via:  
 UPS  FedEx  Courier

Tracking #

pH \_\_\_\_\_ Temp \_\_\_\_\_  
Flow \_\_\_\_\_ Other \_\_\_\_\_

Sample Receipt Checklist  
COC Seal Present/Intact:  Y  N  
COC Signed/Accurate:  Y  N  
Bottles arrive intact:  Y  N  
Correct bottles used:  Y  N  
Sufficient volume sent:  Y  N  
If Applicable  
VOA Zero Headspace:  Y  N  
Preservation Correct/Checked:  Y  N

Relinquished by: (Signature) *[Signature]*

Date: 12/05/17

Time: 1730

Received by: (Signature)

Trip Blank Received: Yes/No  
HCL/MeOH  
TBR

Relinquished by: (Signature)

Date:

Time:

Received by: (Signature)

Temp: 25°C  
Bottles Received: 48

If preservation required by Login: Date/Time

Relinquished by: (Signature)

Date:

Time:

Received for lab by: (Signature)

Date: 12/4/17  
Time: 08145

Hold: Condition: NCF / OK

## CH2M Hill- Kinder Morgan- Atlanta, GA

Sample Delivery Group: L957851  
Samples Received: 12/15/2017  
Project Number: 684910.LD.MR.SW  
Description: Lewis Drive Surface Water  
Site: LEWIS DRIVE  
Report To: Bethany Garvey  
6600 Peachtree Dunwoody Road  
400 Embassy Row - Suite 600  
Atlanta, GA 30328

Entire Report Reviewed By:



Chris McCord  
Technical Service Representative

Results relate only to the items tested or calibrated and are reported as rounded values. This test report shall not be reproduced, except in full, without written approval of the laboratory. Where applicable, sampling conducted by ESC is performed per guidance provided in laboratory standard operating procedures: 060302, 060303, and 060304.



<b>Cp: Cover Page</b>	<b>1</b>
<b>Tc: Table of Contents</b>	<b>2</b>
<b>Ss: Sample Summary</b>	<b>3</b>
<b>Cn: Case Narrative</b>	<b>5</b>
<b>Sr: Sample Results</b>	<b>6</b>
SW11-121417 L957851-01	6
SW10-121417 L957851-02	7
FP01-121417 L957851-03	8
FP02-121417 L957851-04	9
SW09-121417 L957851-05	10
SW08-121417 L957851-06	11
SW13-121417 L957851-07	12
FP03-121417 L957851-08	13
SW04-121417 L957851-09	14
SW02-121417 L957851-10	15
SW01-121417 L957851-11	16
SW07-121417 L957851-12	17
SW12-121417 L957851-13	18
SW03-121417 L957851-14	19
TB01-121417 L957851-15	20
<b>Qc: Quality Control Summary</b>	<b>21</b>
Volatile Organic Compounds (GC/MS) by Method 8260B	21
<b>Gl: Glossary of Terms</b>	<b>22</b>
<b>Al: Accreditations &amp; Locations</b>	<b>23</b>
<b>Sc: Sample Chain of Custody</b>	<b>24</b>



# SAMPLE SUMMARY



## SW11-121417 L957851-01 GW

Method	Batch	Dilution	Preparation date/time	Analysis date/time	Analyst
Volatile Organic Compounds (GC/MS) by Method 8260B	WG1054201	1	12/15/17 17:34	12/15/17 17:34	JHH

Collected by  
Melissa Warren

Collected date/time  
12/14/17 12:40

Received date/time  
12/15/17 08:45

<sup>1</sup> Cp

<sup>2</sup> Tc

<sup>3</sup> Ss

<sup>4</sup> Cn

<sup>5</sup> Sr

<sup>6</sup> Qc

<sup>7</sup> Gl

<sup>8</sup> Al

<sup>9</sup> Sc

## SW10-121417 L957851-02 GW

Method	Batch	Dilution	Preparation date/time	Analysis date/time	Analyst
Volatile Organic Compounds (GC/MS) by Method 8260B	WG1054201	1	12/15/17 17:53	12/15/17 17:53	JHH

Collected by  
Melissa Warren

Collected date/time  
12/14/17 12:50

Received date/time  
12/15/17 08:45

## FP01-121417 L957851-03 GW

Method	Batch	Dilution	Preparation date/time	Analysis date/time	Analyst
Volatile Organic Compounds (GC/MS) by Method 8260B	WG1054201	1	12/15/17 18:12	12/15/17 18:12	JHH

Collected by  
Melissa Warren

Collected date/time  
12/14/17 13:00

Received date/time  
12/15/17 08:45

## FP02-121417 L957851-04 GW

Method	Batch	Dilution	Preparation date/time	Analysis date/time	Analyst
Volatile Organic Compounds (GC/MS) by Method 8260B	WG1054201	1	12/15/17 18:31	12/15/17 18:31	JHH

Collected by  
Melissa Warren

Collected date/time  
12/14/17 13:05

Received date/time  
12/15/17 08:45

## SW09-121417 L957851-05 GW

Method	Batch	Dilution	Preparation date/time	Analysis date/time	Analyst
Volatile Organic Compounds (GC/MS) by Method 8260B	WG1054201	1	12/15/17 18:51	12/15/17 18:51	JHH

Collected by  
Melissa Warren

Collected date/time  
12/14/17 13:40

Received date/time  
12/15/17 08:45

## SW08-121417 L957851-06 GW

Method	Batch	Dilution	Preparation date/time	Analysis date/time	Analyst
Volatile Organic Compounds (GC/MS) by Method 8260B	WG1054201	1	12/15/17 19:10	12/15/17 19:10	JHH

Collected by  
Melissa Warren

Collected date/time  
12/14/17 13:50

Received date/time  
12/15/17 08:45

## SW13-121417 L957851-07 GW

Method	Batch	Dilution	Preparation date/time	Analysis date/time	Analyst
Volatile Organic Compounds (GC/MS) by Method 8260B	WG1054201	1	12/15/17 19:29	12/15/17 19:29	GLN

Collected by  
Melissa Warren

Collected date/time  
12/14/17 14:00

Received date/time  
12/15/17 08:45

## FP03-121417 L957851-08 GW

Method	Batch	Dilution	Preparation date/time	Analysis date/time	Analyst
Volatile Organic Compounds (GC/MS) by Method 8260B	WG1054201	1	12/15/17 19:49	12/15/17 19:49	JHH

Collected by  
Melissa Warren

Collected date/time  
12/14/17 14:10

Received date/time  
12/15/17 08:45

# SAMPLE SUMMARY



## SW04-121417 L957851-09 GW

Method	Batch	Dilution	Preparation date/time	Analysis date/time	Analyst
Volatile Organic Compounds (GC/MS) by Method 8260B	WG1054201	1	12/15/17 20:08	12/15/17 20:08	GLN

Collected by	Collected date/time	Received date/time
Melissa Warren	12/14/17 14:25	12/15/17 08:45

1 Cp

2 Tc

3 Ss

## SW02-121417 L957851-10 GW

Method	Batch	Dilution	Preparation date/time	Analysis date/time	Analyst
Volatile Organic Compounds (GC/MS) by Method 8260B	WG1054201	1	12/15/17 20:27	12/15/17 20:27	GLN

Collected by	Collected date/time	Received date/time
Melissa Warren	12/14/17 14:30	12/15/17 08:45

4 Cn

5 Sr

## SW01-121417 L957851-11 GW

Method	Batch	Dilution	Preparation date/time	Analysis date/time	Analyst
Volatile Organic Compounds (GC/MS) by Method 8260B	WG1054201	1	12/15/17 20:46	12/15/17 20:46	GLN

Collected by	Collected date/time	Received date/time
Melissa Warren	12/14/17 14:45	12/15/17 08:45

6 Qc

7 Gl

## SW07-121417 L957851-12 GW

Method	Batch	Dilution	Preparation date/time	Analysis date/time	Analyst
Volatile Organic Compounds (GC/MS) by Method 8260B	WG1054201	1	12/15/17 21:06	12/15/17 21:06	GLN

Collected by	Collected date/time	Received date/time
Melissa Warren	12/14/17 15:00	12/15/17 08:45

8 Al

9 Sc

## SW12-121417 L957851-13 GW

Method	Batch	Dilution	Preparation date/time	Analysis date/time	Analyst
Volatile Organic Compounds (GC/MS) by Method 8260B	WG1054201	1	12/15/17 21:25	12/15/17 21:25	GLN

Collected by	Collected date/time	Received date/time
Melissa Warren	12/14/17 15:05	12/15/17 08:45

## SW03-121417 L957851-14 GW

Method	Batch	Dilution	Preparation date/time	Analysis date/time	Analyst
Volatile Organic Compounds (GC/MS) by Method 8260B	WG1054201	1	12/15/17 21:44	12/15/17 21:44	GLN

Collected by	Collected date/time	Received date/time
Melissa Warren	12/14/17 15:15	12/15/17 08:45

## TB01-121417 L957851-15 GW

Method	Batch	Dilution	Preparation date/time	Analysis date/time	Analyst
Volatile Organic Compounds (GC/MS) by Method 8260B	WG1054201	1	12/15/17 16:55	12/15/17 16:55	GLN

Collected by	Collected date/time	Received date/time
Melissa Warren	12/14/17 15:25	12/15/17 08:45



All sample aliquots were received at the correct temperature, in the proper containers, with the appropriate preservatives, and within method specified holding times, unless qualified or notated within the report. All MDL (LOD) and RDL (LOQ) values reported for environmental samples have been corrected for the dilution factor used in the analysis. All radiochemical sample results for solids are reported on a dry weight basis with the exception of tritium, carbon-14 and radon, unless wet weight was requested by the client. All Method and Batch Quality Control are within established criteria except where addressed in this case narrative, a non-conformance form or properly qualified within the sample results. By my digital signature below, I affirm to the best of my knowledge, all problems/anomalies observed by the laboratory as having the potential to affect the quality of the data have been identified by the laboratory, and no information or data have been knowingly withheld that would affect the quality of the data.

Chris McCord  
Technical Service Representative

<sup>1</sup> Cp

<sup>2</sup> Tc

<sup>3</sup> Ss

<sup>4</sup> Cn

<sup>5</sup> Sr

<sup>6</sup> Qc

<sup>7</sup> Gl

<sup>8</sup> Al

<sup>9</sup> Sc





Volatile Organic Compounds (GC/MS) by Method 8260B

Analyte	Result	Qualifier	RDL	Dilution	Analysis	Batch
	ug/l		ug/l		date / time	
Benzene	ND		1.00	1	12/15/2017 17:34	<a href="#">WG1054201</a>
Toluene	ND		1.00	1	12/15/2017 17:34	<a href="#">WG1054201</a>
Ethylbenzene	ND		1.00	1	12/15/2017 17:34	<a href="#">WG1054201</a>
o-Xylene	ND		1.00	1	12/15/2017 17:34	<a href="#">WG1054201</a>
m&p-Xylene	ND		2.00	1	12/15/2017 17:34	<a href="#">WG1054201</a>
Xylenes, Total	ND		3.00	1	12/15/2017 17:34	<a href="#">WG1054201</a>
Naphthalene	ND		5.00	1	12/15/2017 17:34	<a href="#">WG1054201</a>
(S) Toluene-d8	108		80.0-120		12/15/2017 17:34	<a href="#">WG1054201</a>
(S) Dibromofluoromethane	87.2		76.0-123		12/15/2017 17:34	<a href="#">WG1054201</a>
(S) a,a,a-Trifluorotoluene	112		80.0-120		12/15/2017 17:34	<a href="#">WG1054201</a>
(S) 4-Bromofluorobenzene	91.3		80.0-120		12/15/2017 17:34	<a href="#">WG1054201</a>

- 1 Cp
- 2 Tc
- 3 Ss
- 4 Cn
- 5 Sr
- 6 Qc
- 7 Gl
- 8 Al
- 9 Sc



Volatile Organic Compounds (GC/MS) by Method 8260B

Analyte	Result	Qualifier	RDL	Dilution	Analysis date / time	Batch
Benzene	ND		1.00	1	12/15/2017 17:53	<a href="#">WG1054201</a>
Toluene	ND		1.00	1	12/15/2017 17:53	<a href="#">WG1054201</a>
Ethylbenzene	ND		1.00	1	12/15/2017 17:53	<a href="#">WG1054201</a>
o-Xylene	ND		1.00	1	12/15/2017 17:53	<a href="#">WG1054201</a>
m&p-Xylene	ND		2.00	1	12/15/2017 17:53	<a href="#">WG1054201</a>
Xylenes, Total	ND		3.00	1	12/15/2017 17:53	<a href="#">WG1054201</a>
Naphthalene	ND		5.00	1	12/15/2017 17:53	<a href="#">WG1054201</a>
(S) Toluene-d8	109		80.0-120		12/15/2017 17:53	<a href="#">WG1054201</a>
(S) Dibromofluoromethane	87.1		76.0-123		12/15/2017 17:53	<a href="#">WG1054201</a>
(S) a,a,a-Trifluorotoluene	112		80.0-120		12/15/2017 17:53	<a href="#">WG1054201</a>
(S) 4-Bromofluorobenzene	92.3		80.0-120		12/15/2017 17:53	<a href="#">WG1054201</a>

1 Cp

2 Tc

3 Ss

4 Cn

5 Sr

6 Qc

7 Gl

8 Al

9 Sc



Volatile Organic Compounds (GC/MS) by Method 8260B

Analyte	Result	Qualifier	RDL	Dilution	Analysis	Batch
	ug/l		ug/l		date / time	
Benzene	ND		1.00	1	12/15/2017 18:12	<a href="#">WG1054201</a>
Toluene	ND		1.00	1	12/15/2017 18:12	<a href="#">WG1054201</a>
Ethylbenzene	ND		1.00	1	12/15/2017 18:12	<a href="#">WG1054201</a>
o-Xylene	ND		1.00	1	12/15/2017 18:12	<a href="#">WG1054201</a>
m&p-Xylene	ND		2.00	1	12/15/2017 18:12	<a href="#">WG1054201</a>
Xylenes, Total	ND		3.00	1	12/15/2017 18:12	<a href="#">WG1054201</a>
Naphthalene	ND		5.00	1	12/15/2017 18:12	<a href="#">WG1054201</a>
(S) Toluene-d8	110		80.0-120		12/15/2017 18:12	<a href="#">WG1054201</a>
(S) Dibromofluoromethane	86.7		76.0-123		12/15/2017 18:12	<a href="#">WG1054201</a>
(S) a,a,a-Trifluorotoluene	112		80.0-120		12/15/2017 18:12	<a href="#">WG1054201</a>
(S) 4-Bromofluorobenzene	91.0		80.0-120		12/15/2017 18:12	<a href="#">WG1054201</a>

- 1 Cp
- 2 Tc
- 3 Ss
- 4 Cn
- 5 Sr
- 6 Qc
- 7 Gl
- 8 Al
- 9 Sc



Volatile Organic Compounds (GC/MS) by Method 8260B

Analyte	Result	Qualifier	RDL	Dilution	Analysis	Batch
	ug/l		ug/l		date / time	
Benzene	ND		1.00	1	12/15/2017 18:31	<a href="#">WG1054201</a>
Toluene	ND		1.00	1	12/15/2017 18:31	<a href="#">WG1054201</a>
Ethylbenzene	ND		1.00	1	12/15/2017 18:31	<a href="#">WG1054201</a>
o-Xylene	ND		1.00	1	12/15/2017 18:31	<a href="#">WG1054201</a>
m&p-Xylene	ND		2.00	1	12/15/2017 18:31	<a href="#">WG1054201</a>
Xylenes, Total	ND		3.00	1	12/15/2017 18:31	<a href="#">WG1054201</a>
Naphthalene	ND		5.00	1	12/15/2017 18:31	<a href="#">WG1054201</a>
(S) Toluene-d8	110		80.0-120		12/15/2017 18:31	<a href="#">WG1054201</a>
(S) Dibromofluoromethane	87.2		76.0-123		12/15/2017 18:31	<a href="#">WG1054201</a>
(S) a,a,a-Trifluorotoluene	112		80.0-120		12/15/2017 18:31	<a href="#">WG1054201</a>
(S) 4-Bromofluorobenzene	90.7		80.0-120		12/15/2017 18:31	<a href="#">WG1054201</a>

- 1 Cp
- 2 Tc
- 3 Ss
- 4 Cn
- 5 Sr
- 6 Qc
- 7 Gl
- 8 Al
- 9 Sc



Volatile Organic Compounds (GC/MS) by Method 8260B

Analyte	Result	Qualifier	RDL	Dilution	Analysis	Batch
	ug/l		ug/l		date / time	
Benzene	ND		1.00	1	12/15/2017 18:51	<a href="#">WG1054201</a>
Toluene	ND		1.00	1	12/15/2017 18:51	<a href="#">WG1054201</a>
Ethylbenzene	ND		1.00	1	12/15/2017 18:51	<a href="#">WG1054201</a>
o-Xylene	ND		1.00	1	12/15/2017 18:51	<a href="#">WG1054201</a>
m&p-Xylene	ND		2.00	1	12/15/2017 18:51	<a href="#">WG1054201</a>
Xylenes, Total	ND		3.00	1	12/15/2017 18:51	<a href="#">WG1054201</a>
Naphthalene	ND		5.00	1	12/15/2017 18:51	<a href="#">WG1054201</a>
(S) Toluene-d8	108		80.0-120		12/15/2017 18:51	<a href="#">WG1054201</a>
(S) Dibromofluoromethane	88.1		76.0-123		12/15/2017 18:51	<a href="#">WG1054201</a>
(S) a,a,a-Trifluorotoluene	112		80.0-120		12/15/2017 18:51	<a href="#">WG1054201</a>
(S) 4-Bromofluorobenzene	90.1		80.0-120		12/15/2017 18:51	<a href="#">WG1054201</a>

- 1 Cp
- 2 Tc
- 3 Ss
- 4 Cn
- 5 Sr
- 6 Qc
- 7 Gl
- 8 Al
- 9 Sc



Volatile Organic Compounds (GC/MS) by Method 8260B

Analyte	Result	Qualifier	RDL	Dilution	Analysis date / time	Batch
Benzene	ND		1.00	1	12/15/2017 19:10	<a href="#">WG1054201</a>
Toluene	ND		1.00	1	12/15/2017 19:10	<a href="#">WG1054201</a>
Ethylbenzene	ND		1.00	1	12/15/2017 19:10	<a href="#">WG1054201</a>
o-Xylene	ND		1.00	1	12/15/2017 19:10	<a href="#">WG1054201</a>
m&p-Xylene	ND		2.00	1	12/15/2017 19:10	<a href="#">WG1054201</a>
Xylenes, Total	ND		3.00	1	12/15/2017 19:10	<a href="#">WG1054201</a>
Naphthalene	ND		5.00	1	12/15/2017 19:10	<a href="#">WG1054201</a>
(S) Toluene-d8	109		80.0-120		12/15/2017 19:10	<a href="#">WG1054201</a>
(S) Dibromofluoromethane	89.4		76.0-123		12/15/2017 19:10	<a href="#">WG1054201</a>
(S) a,a,a-Trifluorotoluene	113		80.0-120		12/15/2017 19:10	<a href="#">WG1054201</a>
(S) 4-Bromofluorobenzene	92.7		80.0-120		12/15/2017 19:10	<a href="#">WG1054201</a>

- 1 Cp
- 2 Tc
- 3 Ss
- 4 Cn
- 5 Sr
- 6 Qc
- 7 Gl
- 8 Al
- 9 Sc



Volatile Organic Compounds (GC/MS) by Method 8260B

Analyte	Result	Qualifier	RDL	Dilution	Analysis	Batch
	ug/l		ug/l		date / time	
Benzene	ND		1.00	1	12/15/2017 19:29	<a href="#">WG1054201</a>
Toluene	ND		1.00	1	12/15/2017 19:29	<a href="#">WG1054201</a>
Ethylbenzene	ND		1.00	1	12/15/2017 19:29	<a href="#">WG1054201</a>
o-Xylene	ND		1.00	1	12/15/2017 19:29	<a href="#">WG1054201</a>
m&p-Xylene	ND		2.00	1	12/15/2017 19:29	<a href="#">WG1054201</a>
Xylenes, Total	ND		3.00	1	12/15/2017 19:29	<a href="#">WG1054201</a>
Methyl tert-butyl ether	2.20		1.00	1	12/15/2017 19:29	<a href="#">WG1054201</a>
Naphthalene	ND		5.00	1	12/15/2017 19:29	<a href="#">WG1054201</a>
<i>(S) Toluene-d8</i>	110		80.0-120		12/15/2017 19:29	<a href="#">WG1054201</a>
<i>(S) Dibromofluoromethane</i>	87.6		76.0-123		12/15/2017 19:29	<a href="#">WG1054201</a>
<i>(S) a,a,a-Trifluorotoluene</i>	112		80.0-120		12/15/2017 19:29	<a href="#">WG1054201</a>
<i>(S) 4-Bromofluorobenzene</i>	93.2		80.0-120		12/15/2017 19:29	<a href="#">WG1054201</a>

- 1 Cp
- 2 Tc
- 3 Ss
- 4 Cn
- 5 Sr
- 6 Qc
- 7 Gl
- 8 Al
- 9 Sc



Volatile Organic Compounds (GC/MS) by Method 8260B

Analyte	Result	Qualifier	RDL	Dilution	Analysis	Batch
	ug/l		ug/l		date / time	
Benzene	ND		1.00	1	12/15/2017 19:49	<a href="#">WG1054201</a>
Toluene	ND		1.00	1	12/15/2017 19:49	<a href="#">WG1054201</a>
Ethylbenzene	ND		1.00	1	12/15/2017 19:49	<a href="#">WG1054201</a>
o-Xylene	ND		1.00	1	12/15/2017 19:49	<a href="#">WG1054201</a>
m&p-Xylene	ND		2.00	1	12/15/2017 19:49	<a href="#">WG1054201</a>
Xylenes, Total	ND		3.00	1	12/15/2017 19:49	<a href="#">WG1054201</a>
Naphthalene	ND		5.00	1	12/15/2017 19:49	<a href="#">WG1054201</a>
(S) Toluene-d8	111		80.0-120		12/15/2017 19:49	<a href="#">WG1054201</a>
(S) Dibromofluoromethane	87.7		76.0-123		12/15/2017 19:49	<a href="#">WG1054201</a>
(S) a,a,a-Trifluorotoluene	112		80.0-120		12/15/2017 19:49	<a href="#">WG1054201</a>
(S) 4-Bromofluorobenzene	93.1		80.0-120		12/15/2017 19:49	<a href="#">WG1054201</a>

- 1 Cp
- 2 Tc
- 3 Ss
- 4 Cn
- 5 Sr
- 6 Qc
- 7 Gl
- 8 Al
- 9 Sc





Volatile Organic Compounds (GC/MS) by Method 8260B

Analyte	Result	Qualifier	RDL	Dilution	Analysis	Batch
	ug/l		ug/l		date / time	
Benzene	ND		1.00	1	12/15/2017 20:08	<a href="#">WG1054201</a>
Toluene	ND		1.00	1	12/15/2017 20:08	<a href="#">WG1054201</a>
Ethylbenzene	ND		1.00	1	12/15/2017 20:08	<a href="#">WG1054201</a>
o-Xylene	ND		1.00	1	12/15/2017 20:08	<a href="#">WG1054201</a>
m&p-Xylene	ND		2.00	1	12/15/2017 20:08	<a href="#">WG1054201</a>
Xylenes, Total	ND		3.00	1	12/15/2017 20:08	<a href="#">WG1054201</a>
Methyl tert-butyl ether	1.34		1.00	1	12/15/2017 20:08	<a href="#">WG1054201</a>
Naphthalene	ND		5.00	1	12/15/2017 20:08	<a href="#">WG1054201</a>
<i>(S) Toluene-d8</i>	109		80.0-120		12/15/2017 20:08	<a href="#">WG1054201</a>
<i>(S) Dibromofluoromethane</i>	87.2		76.0-123		12/15/2017 20:08	<a href="#">WG1054201</a>
<i>(S) a,a,a-Trifluorotoluene</i>	110		80.0-120		12/15/2017 20:08	<a href="#">WG1054201</a>
<i>(S) 4-Bromofluorobenzene</i>	92.0		80.0-120		12/15/2017 20:08	<a href="#">WG1054201</a>

- 1 Cp
- 2 Tc
- 3 Ss
- 4 Cn
- 5 Sr
- 6 Qc
- 7 Gl
- 8 Al
- 9 Sc



Volatile Organic Compounds (GC/MS) by Method 8260B

Analyte	Result	Qualifier	RDL	Dilution	Analysis	Batch
	ug/l		ug/l		date / time	
Benzene	21.1		1.00	1	12/15/2017 20:27	<a href="#">WG1054201</a>
Toluene	9.40		1.00	1	12/15/2017 20:27	<a href="#">WG1054201</a>
Ethylbenzene	1.53		1.00	1	12/15/2017 20:27	<a href="#">WG1054201</a>
o-Xylene	7.32		1.00	1	12/15/2017 20:27	<a href="#">WG1054201</a>
m&p-Xylene	9.74		2.00	1	12/15/2017 20:27	<a href="#">WG1054201</a>
Xylenes, Total	17.1		3.00	1	12/15/2017 20:27	<a href="#">WG1054201</a>
Methyl tert-butyl ether	3.88		1.00	1	12/15/2017 20:27	<a href="#">WG1054201</a>
Naphthalene	ND		5.00	1	12/15/2017 20:27	<a href="#">WG1054201</a>
<i>(S) Toluene-d8</i>	110		80.0-120		12/15/2017 20:27	<a href="#">WG1054201</a>
<i>(S) Dibromofluoromethane</i>	86.9		76.0-123		12/15/2017 20:27	<a href="#">WG1054201</a>
<i>(S) a,a,a-Trifluorotoluene</i>	114		80.0-120		12/15/2017 20:27	<a href="#">WG1054201</a>
<i>(S) 4-Bromofluorobenzene</i>	90.9		80.0-120		12/15/2017 20:27	<a href="#">WG1054201</a>

- 1 Cp
- 2 Tc
- 3 Ss
- 4 Cn
- 5 Sr
- 6 Qc
- 7 Gl
- 8 Al
- 9 Sc



Volatile Organic Compounds (GC/MS) by Method 8260B

Analyte	Result	Qualifier	RDL	Dilution	Analysis	Batch
	ug/l		ug/l		date / time	
Benzene	4.52		1.00	1	12/15/2017 20:46	<a href="#">WG1054201</a>
Toluene	4.52		1.00	1	12/15/2017 20:46	<a href="#">WG1054201</a>
Ethylbenzene	ND		1.00	1	12/15/2017 20:46	<a href="#">WG1054201</a>
o-Xylene	3.20		1.00	1	12/15/2017 20:46	<a href="#">WG1054201</a>
m&p-Xylene	3.48		2.00	1	12/15/2017 20:46	<a href="#">WG1054201</a>
Xylenes, Total	6.68		3.00	1	12/15/2017 20:46	<a href="#">WG1054201</a>
Methyl tert-butyl ether	1.77		1.00	1	12/15/2017 20:46	<a href="#">WG1054201</a>
Naphthalene	ND		5.00	1	12/15/2017 20:46	<a href="#">WG1054201</a>
<i>(S) Toluene-d8</i>	110		80.0-120		12/15/2017 20:46	<a href="#">WG1054201</a>
<i>(S) Dibromofluoromethane</i>	88.5		76.0-123		12/15/2017 20:46	<a href="#">WG1054201</a>
<i>(S) a,a,a-Trifluorotoluene</i>	114		80.0-120		12/15/2017 20:46	<a href="#">WG1054201</a>
<i>(S) 4-Bromofluorobenzene</i>	92.0		80.0-120		12/15/2017 20:46	<a href="#">WG1054201</a>

- 1 Cp
- 2 Tc
- 3 Ss
- 4 Cn
- 5 Sr
- 6 Qc
- 7 Gl
- 8 Al
- 9 Sc



Volatile Organic Compounds (GC/MS) by Method 8260B

Analyte	Result	Qualifier	RDL	Dilution	Analysis	Batch
	ug/l		ug/l		date / time	
Benzene	ND		1.00	1	12/15/2017 21:06	<a href="#">WG1054201</a>
Toluene	ND		1.00	1	12/15/2017 21:06	<a href="#">WG1054201</a>
Ethylbenzene	ND		1.00	1	12/15/2017 21:06	<a href="#">WG1054201</a>
o-Xylene	ND		1.00	1	12/15/2017 21:06	<a href="#">WG1054201</a>
m&p-Xylene	ND		2.00	1	12/15/2017 21:06	<a href="#">WG1054201</a>
Xylenes, Total	ND		3.00	1	12/15/2017 21:06	<a href="#">WG1054201</a>
Methyl tert-butyl ether	ND		1.00	1	12/15/2017 21:06	<a href="#">WG1054201</a>
Naphthalene	ND		5.00	1	12/15/2017 21:06	<a href="#">WG1054201</a>
<i>(S) Toluene-d8</i>	112		80.0-120		12/15/2017 21:06	<a href="#">WG1054201</a>
<i>(S) Dibromofluoromethane</i>	86.3		76.0-123		12/15/2017 21:06	<a href="#">WG1054201</a>
<i>(S) a,a,a-Trifluorotoluene</i>	112		80.0-120		12/15/2017 21:06	<a href="#">WG1054201</a>
<i>(S) 4-Bromofluorobenzene</i>	91.9		80.0-120		12/15/2017 21:06	<a href="#">WG1054201</a>

- 1 Cp
- 2 Tc
- 3 Ss
- 4 Cn
- 5 Sr
- 6 Qc
- 7 Gl
- 8 Al
- 9 Sc



Volatile Organic Compounds (GC/MS) by Method 8260B

Analyte	Result	Qualifier	RDL	Dilution	Analysis	Batch
	ug/l		ug/l		date / time	
Benzene	9.19		1.00	1	12/15/2017 21:25	<a href="#">WG1054201</a>
Toluene	8.26		1.00	1	12/15/2017 21:25	<a href="#">WG1054201</a>
Ethylbenzene	2.66		1.00	1	12/15/2017 21:25	<a href="#">WG1054201</a>
o-Xylene	12.1		1.00	1	12/15/2017 21:25	<a href="#">WG1054201</a>
m&p-Xylene	18.0		2.00	1	12/15/2017 21:25	<a href="#">WG1054201</a>
Xylenes, Total	30.1		3.00	1	12/15/2017 21:25	<a href="#">WG1054201</a>
Methyl tert-butyl ether	ND		1.00	1	12/15/2017 21:25	<a href="#">WG1054201</a>
Naphthalene	ND		5.00	1	12/15/2017 21:25	<a href="#">WG1054201</a>
<i>(S) Toluene-d8</i>	110		80.0-120		12/15/2017 21:25	<a href="#">WG1054201</a>
<i>(S) Dibromofluoromethane</i>	87.5		76.0-123		12/15/2017 21:25	<a href="#">WG1054201</a>
<i>(S) a,a,a-Trifluorotoluene</i>	114		80.0-120		12/15/2017 21:25	<a href="#">WG1054201</a>
<i>(S) 4-Bromofluorobenzene</i>	90.2		80.0-120		12/15/2017 21:25	<a href="#">WG1054201</a>

1 Cp

2 Tc

3 Ss

4 Cn

5 Sr

6 Qc

7 Gl

8 Al

9 Sc



Volatile Organic Compounds (GC/MS) by Method 8260B

Analyte	Result	Qualifier	RDL	Dilution	Analysis	Batch
	ug/l		ug/l		date / time	
Benzene	ND		1.00	1	12/15/2017 21:44	<a href="#">WG1054201</a>
Toluene	ND		1.00	1	12/15/2017 21:44	<a href="#">WG1054201</a>
Ethylbenzene	ND		1.00	1	12/15/2017 21:44	<a href="#">WG1054201</a>
o-Xylene	ND		1.00	1	12/15/2017 21:44	<a href="#">WG1054201</a>
m&p-Xylene	ND		2.00	1	12/15/2017 21:44	<a href="#">WG1054201</a>
Xylenes, Total	ND		3.00	1	12/15/2017 21:44	<a href="#">WG1054201</a>
Methyl tert-butyl ether	ND		1.00	1	12/15/2017 21:44	<a href="#">WG1054201</a>
Naphthalene	ND		5.00	1	12/15/2017 21:44	<a href="#">WG1054201</a>
<i>(S) Toluene-d8</i>	109		80.0-120		12/15/2017 21:44	<a href="#">WG1054201</a>
<i>(S) Dibromofluoromethane</i>	87.5		76.0-123		12/15/2017 21:44	<a href="#">WG1054201</a>
<i>(S) a,a,a-Trifluorotoluene</i>	114		80.0-120		12/15/2017 21:44	<a href="#">WG1054201</a>
<i>(S) 4-Bromofluorobenzene</i>	89.3		80.0-120		12/15/2017 21:44	<a href="#">WG1054201</a>

1 Cp

2 Tc

3 Ss

4 Cn

5 Sr

6 Qc

7 Gl

8 Al

9 Sc



Volatile Organic Compounds (GC/MS) by Method 8260B

Analyte	Result	Qualifier	RDL	Dilution	Analysis	Batch
	ug/l		ug/l		date / time	
Benzene	ND		1.00	1	12/15/2017 16:55	<a href="#">WG1054201</a>
Toluene	ND		1.00	1	12/15/2017 16:55	<a href="#">WG1054201</a>
Ethylbenzene	ND		1.00	1	12/15/2017 16:55	<a href="#">WG1054201</a>
o-Xylene	ND		1.00	1	12/15/2017 16:55	<a href="#">WG1054201</a>
m&p-Xylene	ND		2.00	1	12/15/2017 16:55	<a href="#">WG1054201</a>
Xylenes, Total	ND		3.00	1	12/15/2017 16:55	<a href="#">WG1054201</a>
Methyl tert-butyl ether	ND		1.00	1	12/15/2017 16:55	<a href="#">WG1054201</a>
Naphthalene	ND		5.00	1	12/15/2017 16:55	<a href="#">WG1054201</a>
<i>(S) Toluene-d8</i>	110		80.0-120		12/15/2017 16:55	<a href="#">WG1054201</a>
<i>(S) Dibromofluoromethane</i>	86.2		76.0-123		12/15/2017 16:55	<a href="#">WG1054201</a>
<i>(S) a,a,a-Trifluorotoluene</i>	114		80.0-120		12/15/2017 16:55	<a href="#">WG1054201</a>
<i>(S) 4-Bromofluorobenzene</i>	90.1		80.0-120		12/15/2017 16:55	<a href="#">WG1054201</a>

1 Cp

2 Tc

3 Ss

4 Cn

5 Sr

6 Qc

7 Gl

8 Al

9 Sc



Method Blank (MB)

(MB) R3273812-2 12/15/17 16:36

Analyte	MB Result ug/l	MB Qualifier	MB MDL ug/l	MB RDL ug/l
Benzene	U		0.331	1.00
Ethylbenzene	U		0.384	1.00
Methyl tert-butyl ether	U		0.367	1.00
Naphthalene	U		1.00	5.00
Toluene	U		0.412	1.00
Xylenes, Total	U		1.06	3.00
o-Xylene	U		0.341	1.00
m&p-Xylenes	U		0.719	2.00
(S) Toluene-d8	110			80.0-120
(S) Dibromofluoromethane	87.9			76.0-123
(S) a,a,a-Trifluorotoluene	112			80.0-120
(S) 4-Bromofluorobenzene	88.9			80.0-120

1 Cp

2 Tc

3 Ss

4 Cn

5 Sr

6 Qc

7 Gl

8 Al

9 Sc

Laboratory Control Sample (LCS)

(LCS) R3273812-1 12/15/17 15:58

Analyte	Spike Amount ug/l	LCS Result ug/l	LCS Rec. %	Rec. Limits %	LCS Qualifier
Benzene	25.0	20.5	81.8	70.0-130	
Ethylbenzene	25.0	25.8	103	70.0-130	
Methyl tert-butyl ether	25.0	21.1	84.3	70.0-130	
Naphthalene	25.0	20.1	80.6	70.0-130	
Toluene	25.0	25.1	100	70.0-130	
Xylenes, Total	75.0	79.1	105	70.0-130	
o-Xylene	25.0	26.5	106	70.0-130	
m&p-Xylenes	50.0	52.6	105	70.0-130	
(S) Toluene-d8			110	80.0-120	
(S) Dibromofluoromethane			87.9	76.0-123	
(S) a,a,a-Trifluorotoluene			113	80.0-120	
(S) 4-Bromofluorobenzene			91.0	80.0-120	





Guide to Reading and Understanding Your Laboratory Report

The information below is designed to better explain the various terms used in your report of analytical results from the Laboratory. This is not intended as a comprehensive explanation, and if you have additional questions please contact your project representative.

Abbreviations and Definitions

MDL	Method Detection Limit.
ND	Not detected at the Reporting Limit (or MDL where applicable).
RDL	Reported Detection Limit.
Rec.	Recovery.
RPD	Relative Percent Difference.
SDG	Sample Delivery Group.
(S)	Surrogate (Surrogate Standard) - Analytes added to every blank, sample, Laboratory Control Sample/Duplicate and Matrix Spike/Duplicate; used to evaluate analytical efficiency by measuring recovery. Surrogates are not expected to be detected in all environmental media.
U	Not detected at the Reporting Limit (or MDL where applicable).
Analyte	The name of the particular compound or analysis performed. Some Analyses and Methods will have multiple analytes reported.
Dilution	If the sample matrix contains an interfering material, or if concentrations of analytes in the sample are higher than the highest limit of concentration that the laboratory can accurately report, the sample may be diluted for analysis. If a value different than 1 is used in this field, the result reported has already been corrected for this factor.
Limits	These are the target % recovery ranges or % difference value that the laboratory has historically determined as normal for the method and analyte being reported. Successful QC Sample analysis will target all analytes recovered or duplicated within these ranges.
Qualifier	This column provides a letter and/or number designation that corresponds to additional information concerning the result reported. If a Qualifier is present, a definition per Qualifier is provided within the Glossary and Definitions page and potentially a discussion of possible implications of the Qualifier in the Case Narrative if applicable.
Result	The actual analytical final result (corrected for any sample specific characteristics) reported for your sample. If there was no measurable result returned for a specific analyte, the result in this column may state "ND" (Not Detected) or "BDL" (Below Detectable Levels). The information in the results column should always be accompanied by either an MDL (Method Detection Limit) or RDL (Reporting Detection Limit) that defines the lowest value that the laboratory could detect or report for this analyte.
Case Narrative (Cn)	A brief discussion about the included sample results, including a discussion of any non-conformances to protocol observed either at sample receipt by the laboratory from the field or during the analytical process. If present, there will be a section in the Case Narrative to discuss the meaning of any data qualifiers used in the report.
Quality Control Summary (Qc)	This section of the report includes the results of the laboratory quality control analyses required by procedure or analytical methods to assist in evaluating the validity of the results reported for your samples. These analyses are not being performed on your samples typically, but on laboratory generated material.
Sample Chain of Custody (Sc)	This is the document created in the field when your samples were initially collected. This is used to verify the time and date of collection, the person collecting the samples, and the analyses that the laboratory is requested to perform. This chain of custody also documents all persons (excluding commercial shippers) that have had control or possession of the samples from the time of collection until delivery to the laboratory for analysis.
Sample Results (Sr)	This section of your report will provide the results of all testing performed on your samples. These results are provided by sample ID and are separated by the analyses performed on each sample. The header line of each analysis section for each sample will provide the name and method number for the analysis reported.
Sample Summary (Ss)	This section of the Analytical Report defines the specific analyses performed for each sample ID, including the dates and times of preparation and/or analysis.

- 1 Cp
- 2 Tc
- 3 Ss
- 4 Cn
- 5 Sr
- 6 Qc
- 7 Gl
- 8 Al
- 9 Sc

Qualifier                      Description

The remainder of this page intentionally left blank, there are no qualifiers applied to this SDG.



ESC Lab Sciences is the only environmental laboratory accredited/certified to support your work nationwide from one location. One phone call, one point of contact, one laboratory. No other lab is as accessible or prepared to handle your needs throughout the country. Our capacity and capability from our single location laboratory is comparable to the collective totals of the network laboratories in our industry. The most significant benefit to our "one location" design is the design of our laboratory campus. The model is conducive to accelerated productivity, decreasing turn-around time, and preventing cross contamination, thus protecting sample integrity. Our focus on premium quality and prompt service allows us to be **YOUR LAB OF CHOICE**.  
 \* Not all certifications held by the laboratory are applicable to the results reported in the attached report.

## State Accreditations

Alabama	40660	Nevada	TN-03-2002-34
Alaska	UST-080	New Hampshire	2975
Arizona	AZ0612	New Jersey–NELAP	TN002
Arkansas	88-0469	New Mexico	TN00003
California	01157CA	New York	11742
Colorado	TN00003	North Carolina	Env375
Connecticut	PH-0197	North Carolina <sup>1</sup>	DW21704
Florida	E87487	North Carolina <sup>2</sup>	41
Georgia	NELAP	North Dakota	R-140
Georgia <sup>1</sup>	923	Ohio–VAP	CL0069
Idaho	TN00003	Oklahoma	9915
Illinois	200008	Oregon	TN200002
Indiana	C-TN-01	Pennsylvania	68-02979
Iowa	364	Rhode Island	221
Kansas	E-10277	South Carolina	84004
Kentucky <sup>1</sup>	90010	South Dakota	n/a
Kentucky <sup>2</sup>	16	Tennessee <sup>14</sup>	2006
Louisiana	AI30792	Texas	T 104704245-07-TX
Maine	TN0002	Texas <sup>5</sup>	LAB0152
Maryland	324	Utah	6157585858
Massachusetts	M-TN003	Vermont	VT2006
Michigan	9958	Virginia	109
Minnesota	047-999-395	Washington	C1915
Mississippi	TN00003	West Virginia	233
Missouri	340	Wisconsin	9980939910
Montana	CERT0086	Wyoming	A2LA
Nebraska	NE-OS-15-05		

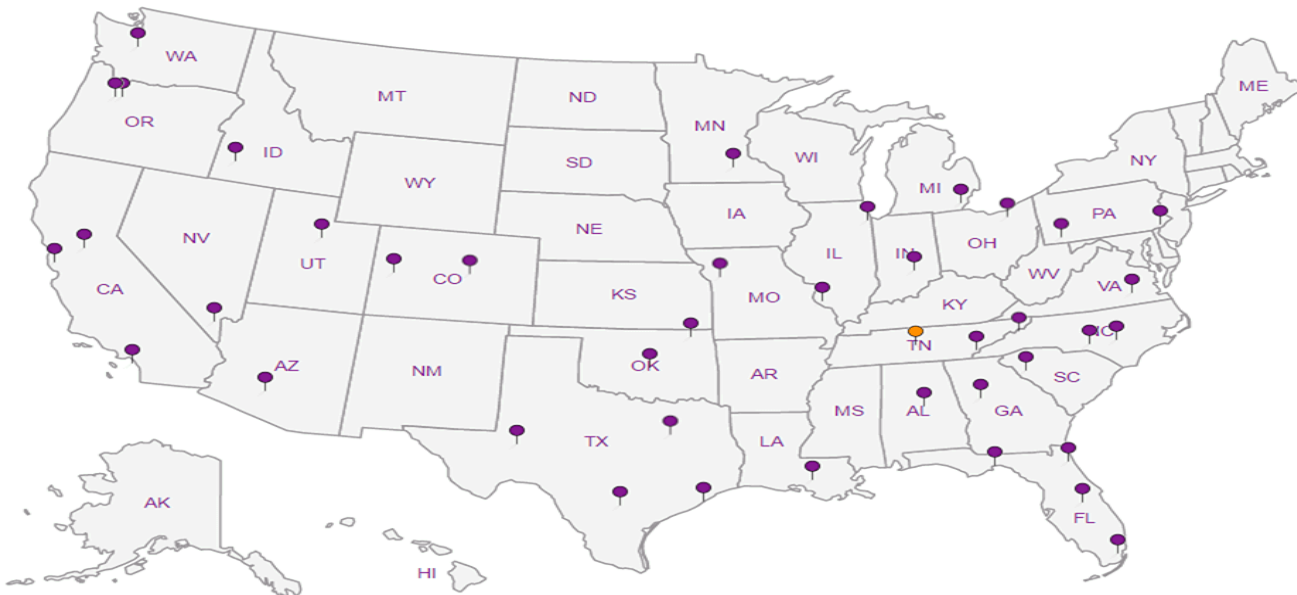
## Third Party & Federal Accreditations

A2LA – ISO 17025	1461.01	AIHA-LAP,LLC	100789
A2LA – ISO 17025 <sup>5</sup>	1461.02	DOD	1461.01
Canada	1461.01	USDA	S-67674
EPA–Crypto	TN00003		

<sup>1</sup> Drinking Water <sup>2</sup> Underground Storage Tanks <sup>3</sup> Aquatic Toxicity <sup>4</sup> Chemical/Microbiological <sup>5</sup> Mold <sup>n/a</sup> Accreditation not applicable

## Our Locations

ESC Lab Sciences has sixty-four client support centers that provide sample pickup and/or the delivery of sampling supplies. If you would like assistance from one of our support offices, please contact our main office. **ESC Lab Sciences performs all testing at our central laboratory.**



**CH2M Hill- Kinder Morgan- Atlanta, GA**  
 6600 Peachtree Dunwoody Road

Billing Information:  
**Accounts Payable**  
 1000 Windward Concourse  
 Ste 450  
 Alpharetta, GA 30005

Report to:  
**Bethany Garvey**

Email To: bgarvey@ch2m.com;  
 tom.wiley@ch2m.com; scott.powell@ch2m.com;

Project Description: **Lewis Drive Surface Water**

City/State Collected: **BELTON, SC**

Phone: **770-604-9182**  
 Fax:

Client Project #  
**684910.LD.MR.SW**

Lab Project #  
**KINCH2MGA-LEWIS**

Collected by (print):  
**MELISSA WARREN**

Site/Facility ID #  
**LEWIS DRIVE**

P.O. #

Collected by (signature):  
*Melissa Warren*

**Rush?** (Lab MUST Be Notified)  
 Same Day  Five Day  
 Next Day  5 Day (Rad Only)  
 Two Day  10 Day (Rad Only)  
 Three Day

Quote #

Immediately Packed on Ice **N  Y**

Date Results Needed

No. of Cntrs

Sample ID	Comp/Grab	Matrix *	Depth	Date	Time	No. of Cntrs	Analysis / Container / Preservative
SW11-121417	GRAB	GW	N/A	12/14/17	1240	3	X
SW10-121417	↓	GW	↓	↓	1250	3	X
FPO1-121417	↓	GW	↓	↓	1300	3	X
FPO2-121417	↓	GW	↓	↓	1305	3	X
SW09-121417	↓	GW	↓	↓	1340	3	X
SW08-121417	↓	GW	↓	↓	1350	3	X
SW13-121417	↓	GW	↓	↓	1400	3	X
FPO3-121417	↓	GW	↓	↓	1410	3	X
SW04-121417	↓	GW	↓	↓	1425	3	X
SW02-121417	↓	GW	↓	↓	1430	3	X

\* Matrix:  
 SS - Soil AIR - Air F - Filter  
 GW - Groundwater B - Bioassay  
 WW - WasteWater  
 DW - Drinking Water  
 OT - Other

Remarks:  
 pH \_\_\_\_\_ Temp \_\_\_\_\_  
 Flow \_\_\_\_\_ Other \_\_\_\_\_  
 Samples returned via:  
 UPS  FedEx  Courier \_\_\_\_\_  
 Tracking # **41425226 0218**

Sample Receipt Checklist  
 COC Seal Present/Intact:  Y  N  
 COC Signed/Accurate:  Y  N  
 Bottles arrive intact:  Y  N  
 Correct bottles used:  Y  N  
 Sufficient volume sent:  Y  N  
 If Applicable  
 VOA Zero Headspace:  Y  N  
 Preservation Correct/Checked:  Y  N

Relinquished by: (Signature)  
*Melissa Warren*

Date: **12/14/17** Time: **1615**

Received by: (Signature)

Trip Blank Received:  No  Yes  
 H<sub>2</sub>O / MeOH  
 TBR

Relinquished by: (Signature)

Date: \_\_\_\_\_ Time: \_\_\_\_\_

Received by: (Signature)

Temp: **0.5°C** Bottles Received: **42**

If preservation required by Login: Date/Time

Relinquished by: (Signature)

Date: \_\_\_\_\_ Time: \_\_\_\_\_

Received for lab by: (Signature)  
*ELM* **878**

Date: **12/15/17** Time: **0844**

Hold: \_\_\_\_\_ Condition: **NCF 1 (OK)**

Chain of Custody Page 1 of 2



12065 Lebanon Rd  
 Mount Juliet, TN 37122  
 Phone: 615-758-5858  
 Phone: 800-767-5859  
 Fax: 615-758-5859

L# **L957861**

T# **F108**

Acctnum: **KINCH2MGA**  
 Template: **T130279**  
 Prelogin: **P631354**  
 TSR: **526 - Chris McCord**  
 PB: **12-12-17**

Shipped Via: **FedEX Ground**

Remarks: \_\_\_\_\_ Sample # (lab only): \_\_\_\_\_

Analysis / Container / Preservative	Pres Chk
V8260BTEXNSC 40mlAmb-HCl	X
V8260BTEXNSC-TB 40mlAmb-HCl-Bik	X
BTEX	X
NAPHTHALENE	X

**CH2M Hill- Kinder Morgan- Atlanta, GA**

6600 Peachtree Dunwoody Road

Report to:  
**Bethany Garvey**

Project Description: **Lewis Drive Surface Water**

Phone: **770-604-9182**

Fax:

Collected by (print):

Collected by (signature):

Immediately Packed on Ice N  Y

Billing Information:

Accounts Payable  
1000 Windward Concourse  
Ste 450  
Alpharetta, GA 30005

Email To: bgarvey@ch2m.com;  
tom.wiley@ch2m.com; scott.powell@ch2m.com;

City/State

Collected: **BELTON, SC**

Lab Project #

**KINCH2MGA-LEWIS**

P.O. #

Quote #

Date Results Needed

Pres  
Click

Analysis / Container / Preservative

Chain of Custody Page 2 of 2



12065 Lebanon Rd  
Mount Juliet, TN 37122  
Phone: 615-758-5858  
Phone: 800-767-5859  
Fax: 615-758-5859



L# **L957851**

Table #

Acctnum: **KINCH2MGA**

Template: **T130279**

Prelogin: **P631354**

TSR: **526 - Chris McCord**

PB: **12-12-176**

Shipped Via: **FedEX Ground**

Sample ID	Comp/Grab	Matrix *	Depth	Date	Time	No. of Cntrs	Analysis / Container / Preservative	Remarks	Sample # (lab only)
SW01-121417	GRAB	GW	NA	12/14/17	1445	3	X V8260BTEXNSC 40mlAmb-HCl		-11
SW07-121417	↓	GW	↓	↓	1500	3	X V8260BTEXNSC-TB 40mlAmb-HCl-BIK		12
SW12-121417	↓	GW	↓	↓	1505	3	X BTEX		13
SW03-121417	↓	GW	↓	↓	1515	3	X NAPHTHALENE		14
	—	GW	—	—	—	3	X		15
TB01-121417	GRAB	GW	NA	12/14/17	1525	1	X		16

\* Matrix:  
SS - Soil AIR - Air F - Filter  
GW - Groundwater B - Bioassay  
WW - WasteWater  
DW - Drinking Water  
OT - Other

Remarks:

Samples returned via:

UPS  FedEx  Courier

Tracking #

pH \_\_\_\_\_ Temp \_\_\_\_\_

Flow \_\_\_\_\_ Other \_\_\_\_\_

Sample Receipt Checklist

COC Seal Present/Intact:  NP  N  
COC Signed/Accurate:  N  N  
Bottles arrive intact:  N  N  
Correct bottles used:  N  N  
Sufficient volume sent:  N  N  
If Applicable  
VOA Zero Headspace:  N  N  
Preservation Correct/Checked:  Y  N

Relinquished by: (Signature)	Date:	Time:	Received by: (Signature)	Trip Blank Received: <input checked="" type="checkbox"/> Yes <input type="checkbox"/> No	Temp: _____ °C	Bottles Received: _____	If preservation required by Login: Date/Time
<i>[Signature]</i>	12/14/17	1615		1	0.5	42	
Relinquished by: (Signature)	Date:	Time:	Received for lab by: (Signature)	Date:	Time:	Hold:	Condition:
			<i>[Signature]</i> 835	12/15/17	0645		NCF 10

December 12, 2017

## CH2M Hill- Kinder Morgan- Atlanta, GA

Sample Delivery Group: L955277  
Samples Received: 12/06/2017  
Project Number: 684910.LD.MR.GW  
Description: Lewis Drive Groundwater  
Site: LWEIS DRIVE  
Report To: Bethany Garvey  
6600 Peachtree Dunwoody Road  
400 Embassy Row - Suite 600  
Atlanta, GA 30328

Entire Report Reviewed By:



Chris McCord  
Technical Service Representative

Results relate only to the items tested or calibrated and are reported as rounded values. This test report shall not be reproduced, except in full, without written approval of the laboratory. Where applicable, sampling conducted by ESC is performed per guidance provided in laboratory standard operating procedures: 060302, 060303, and 060304.



<b>Cp: Cover Page</b>	<b>1</b>	<b>1</b> Cp
<b>Tc: Table of Contents</b>	<b>2</b>	
<b>Ss: Sample Summary</b>	<b>3</b>	<b>2</b> Tc
<b>Cn: Case Narrative</b>	<b>5</b>	
<b>Sr: Sample Results</b>	<b>6</b>	<b>3</b> Ss
MW-03-120517 L955277-01	<b>6</b>	
MW-27B-120517 L955277-02	<b>7</b>	<b>4</b> Cn
MW-27B-D-120517 L955277-03	<b>8</b>	<b>5</b> Sr
MW-27-120517 L955277-04	<b>9</b>	
MW-01-120517 L955277-05	<b>10</b>	<b>6</b> Qc
MW-01B-120517 L955277-06	<b>11</b>	
MW-44B-120517 L955277-07	<b>12</b>	<b>7</b> Gl
FB01-120517 L955277-08	<b>13</b>	
TB01-120517 L955277-09	<b>14</b>	<b>8</b> Al
<b>Qc: Quality Control Summary</b>	<b>15</b>	<b>9</b> Sc
Wet Chemistry by Method 2320 B-2011	<b>15</b>	
Wet Chemistry by Method 3500Fe B-2011	<b>16</b>	
Wet Chemistry by Method 9056A	<b>17</b>	
Volatile Organic Compounds (GC) by Method RSK175	<b>19</b>	
Volatile Organic Compounds (GC/MS) by Method 8260B	<b>20</b>	
<b>Gl: Glossary of Terms</b>	<b>21</b>	
<b>Al: Accreditations &amp; Locations</b>	<b>22</b>	
<b>Sc: Sample Chain of Custody</b>	<b>23</b>	

# SAMPLE SUMMARY



## MW-03-120517 L955277-01 GW

Collected by  
M. Warren  
Collected date/time  
12/05/17 13:30  
Received date/time  
12/06/17 08:45

Method	Batch	Dilution	Preparation date/time	Analysis date/time	Analyst
Wet Chemistry by Method 2320 B-2011	WG1050179	1	12/07/17 14:17	12/07/17 14:17	MCG
Wet Chemistry by Method 4500CO2 D-2011	WG1050179	1	12/07/17 14:17	12/07/17 14:17	MCG
Wet Chemistry by Method 9056A	WG1050075	1	12/06/17 16:53	12/06/17 16:53	DR
Volatile Organic Compounds (GC) by Method RSK175	WG1051277	1	12/08/17 14:19	12/08/17 14:19	BG
Volatile Organic Compounds (GC/MS) by Method 8260B	WG1050212	1	12/06/17 15:51	12/06/17 15:51	LRL

1  
Cp

2  
Tc

3  
Ss

4  
Cn

## MW-27B-120517 L955277-02 GW

Collected by  
M. Warren  
Collected date/time  
12/05/17 15:00  
Received date/time  
12/06/17 08:45

Method	Batch	Dilution	Preparation date/time	Analysis date/time	Analyst
Volatile Organic Compounds (GC/MS) by Method 8260B	WG1050212	1	12/06/17 16:11	12/06/17 16:11	LRL

5  
Sr

6  
Qc

7  
Gl

## MW-27B-D-120517 L955277-03 GW

Collected by  
M. Warren  
Collected date/time  
12/05/17 15:05  
Received date/time  
12/06/17 08:45

Method	Batch	Dilution	Preparation date/time	Analysis date/time	Analyst
Volatile Organic Compounds (GC/MS) by Method 8260B	WG1050212	1	12/06/17 16:30	12/06/17 16:30	LRL

8  
Al

9  
Sc

## MW-27-120517 L955277-04 GW

Collected by  
M. Warren  
Collected date/time  
12/05/17 15:10  
Received date/time  
12/06/17 08:45

Method	Batch	Dilution	Preparation date/time	Analysis date/time	Analyst
Wet Chemistry by Method 2320 B-2011	WG1050179	1	12/07/17 14:23	12/07/17 14:23	MCG
Wet Chemistry by Method 4500CO2 D-2011	WG1050179	1	12/07/17 14:23	12/07/17 14:23	MCG
Wet Chemistry by Method 9056A	WG1050075	1	12/06/17 17:07	12/06/17 17:07	DR
Volatile Organic Compounds (GC) by Method RSK175	WG1051277	1	12/08/17 14:22	12/08/17 14:22	BG
Volatile Organic Compounds (GC/MS) by Method 8260B	WG1050212	1	12/06/17 16:50	12/06/17 16:50	LRL

## MW-01-120517 L955277-05 GW

Collected by  
M. Warren  
Collected date/time  
12/05/17 15:55  
Received date/time  
12/06/17 08:45

Method	Batch	Dilution	Preparation date/time	Analysis date/time	Analyst
Wet Chemistry by Method 2320 B-2011	WG1050179	1	12/07/17 14:29	12/07/17 14:29	MCG
Wet Chemistry by Method 3500Fe B-2011	WG1051868	1	12/11/17 14:11	12/11/17 14:11	GB
Wet Chemistry by Method 4500CO2 D-2011	WG1050179	1	12/07/17 14:29	12/07/17 14:29	MCG
Wet Chemistry by Method 9056A	WG1050075	1	12/06/17 17:20	12/06/17 17:20	DR
Volatile Organic Compounds (GC) by Method RSK175	WG1051277	1	12/08/17 14:26	12/08/17 14:26	BG
Volatile Organic Compounds (GC/MS) by Method 8260B	WG1050212	1	12/06/17 17:09	12/06/17 17:09	LRL

## MW-01B-120517 L955277-06 GW

Collected by  
M. Warren  
Collected date/time  
12/05/17 16:10  
Received date/time  
12/06/17 08:45

Method	Batch	Dilution	Preparation date/time	Analysis date/time	Analyst
Volatile Organic Compounds (GC/MS) by Method 8260B	WG1050212	1	12/06/17 17:28	12/06/17 17:28	LRL

# SAMPLE SUMMARY



## MW-44B-120517 L955277-07 GW

Collected by M. Warren	Collected date/time 12/05/17 16:20	Received date/time 12/06/17 08:45
---------------------------	---------------------------------------	--------------------------------------

Method	Batch	Dilution	Preparation date/time	Analysis date/time	Analyst
Volatile Organic Compounds (GC/MS) by Method 8260B	WG1050212	1	12/06/17 17:48	12/06/17 17:48	LRL

1  
Cp

2  
Tc

3  
Ss

4  
Cn

5  
Sr

6  
Qc

7  
Gl

8  
Al

9  
Sc

## FB01-120517 L955277-08 GW

Collected by M. Warren	Collected date/time 12/05/17 16:25	Received date/time 12/06/17 08:45
---------------------------	---------------------------------------	--------------------------------------

Method	Batch	Dilution	Preparation date/time	Analysis date/time	Analyst
Volatile Organic Compounds (GC/MS) by Method 8260B	WG1050212	1	12/06/17 18:08	12/06/17 18:08	LRL

## TB01-120517 L955277-09 GW

Collected by M. Warren	Collected date/time 12/05/17 16:30	Received date/time 12/06/17 08:45
---------------------------	---------------------------------------	--------------------------------------

Method	Batch	Dilution	Preparation date/time	Analysis date/time	Analyst
Volatile Organic Compounds (GC/MS) by Method 8260B	WG1050212	1	12/06/17 15:32	12/06/17 15:32	LRL





All sample aliquots were received at the correct temperature, in the proper containers, with the appropriate preservatives, and within method specified holding times, unless qualified or notated within the report. All MDL (LOD) and RDL (LOQ) values reported for environmental samples have been corrected for the dilution factor used in the analysis. All radiochemical sample results for solids are reported on a dry weight basis with the exception of tritium, carbon-14 and radon, unless wet weight was requested by the client. All Method and Batch Quality Control are within established criteria except where addressed in this case narrative, a non-conformance form or properly qualified within the sample results. By my digital signature below, I affirm to the best of my knowledge, all problems/anomalies observed by the laboratory as having the potential to affect the quality of the data have been identified by the laboratory, and no information or data have been knowingly withheld that would affect the quality of the data.

Chris McCord  
Technical Service Representative

<sup>1</sup> Cp

<sup>2</sup> Tc

<sup>3</sup> Ss

<sup>4</sup> Cn

<sup>5</sup> Sr

<sup>6</sup> Qc

<sup>7</sup> Gl

<sup>8</sup> Al

<sup>9</sup> Sc



Wet Chemistry by Method 2320 B-2011

Analyte	Result	Qualifier	RDL	Dilution	Analysis	Batch
	ug/l		ug/l		date / time	
Alkalinity	ND		20000	1	12/07/2017 14:17	<a href="#">WG1050179</a>

Sample Narrative:

L955277-01 WG1050179: Endpoint pH 4.5

Wet Chemistry by Method 4500CO2 D-2011

Analyte	Result	Qualifier	RDL	Dilution	Analysis	Batch
	ug/l		ug/l		date / time	
Free Carbon Dioxide	ND	<u>T8</u>	20000	1	12/07/2017 14:17	<a href="#">WG1050179</a>

Sample Narrative:

L955277-01 WG1050179: Endpoint pH 4.5

Wet Chemistry by Method 9056A

Analyte	Result	Qualifier	RDL	Dilution	Analysis	Batch
	ug/l		ug/l		date / time	
Nitrate as (N)	288		100	1	12/06/2017 16:53	<a href="#">WG1050075</a>
Sulfate	ND		5000	1	12/06/2017 16:53	<a href="#">WG1050075</a>

Volatile Organic Compounds (GC) by Method RSK175

Analyte	Result	Qualifier	RDL	Dilution	Analysis	Batch
	ug/l		ug/l		date / time	
Methane	ND		10.0	1	12/08/2017 14:19	<a href="#">WG1051277</a>
Ethane	ND		13.0	1	12/08/2017 14:19	<a href="#">WG1051277</a>
Ethene	ND		13.0	1	12/08/2017 14:19	<a href="#">WG1051277</a>

Volatile Organic Compounds (GC/MS) by Method 8260B

Analyte	Result	Qualifier	RDL	Dilution	Analysis	Batch
	ug/l		ug/l		date / time	
Benzene	ND		1.00	1	12/06/2017 15:51	<a href="#">WG1050212</a>
Toluene	ND		1.00	1	12/06/2017 15:51	<a href="#">WG1050212</a>
Ethylbenzene	ND		1.00	1	12/06/2017 15:51	<a href="#">WG1050212</a>
Total Xylenes	ND		3.00	1	12/06/2017 15:51	<a href="#">WG1050212</a>
Methyl tert-butyl ether	ND		1.00	1	12/06/2017 15:51	<a href="#">WG1050212</a>
Naphthalene	ND		5.00	1	12/06/2017 15:51	<a href="#">WG1050212</a>
1,2-Dichloroethane	ND		1.00	1	12/06/2017 15:51	<a href="#">WG1050212</a>
(S) Toluene-d8	102		80.0-120		12/06/2017 15:51	<a href="#">WG1050212</a>
(S) Dibromofluoromethane	97.6		76.0-123		12/06/2017 15:51	<a href="#">WG1050212</a>
(S) 4-Bromofluorobenzene	96.9		80.0-120		12/06/2017 15:51	<a href="#">WG1050212</a>

1 Cp

2 Tc

3 Ss

4 Cn

5 Sr

6 Qc

7 Gl

8 Al

9 Sc



Volatile Organic Compounds (GC/MS) by Method 8260B

Analyte	Result	Qualifier	RDL	Dilution	Analysis	Batch
	ug/l		ug/l		date / time	
Benzene	ND		1.00	1	12/06/2017 16:11	<a href="#">WG1050212</a>
Toluene	5.91		1.00	1	12/06/2017 16:11	<a href="#">WG1050212</a>
Ethylbenzene	3.10		1.00	1	12/06/2017 16:11	<a href="#">WG1050212</a>
Total Xylenes	24.8		3.00	1	12/06/2017 16:11	<a href="#">WG1050212</a>
Methyl tert-butyl ether	ND		1.00	1	12/06/2017 16:11	<a href="#">WG1050212</a>
Naphthalene	5.81		5.00	1	12/06/2017 16:11	<a href="#">WG1050212</a>
1,2-Dichloroethane	ND		1.00	1	12/06/2017 16:11	<a href="#">WG1050212</a>
(S) Toluene-d8	103		80.0-120		12/06/2017 16:11	<a href="#">WG1050212</a>
(S) Dibromofluoromethane	98.2		76.0-123		12/06/2017 16:11	<a href="#">WG1050212</a>
(S) 4-Bromofluorobenzene	95.1		80.0-120		12/06/2017 16:11	<a href="#">WG1050212</a>

- 1 Cp
- 2 Tc
- 3 Ss
- 4 Cn
- 5 Sr
- 6 Qc
- 7 Gl
- 8 Al
- 9 Sc



Volatile Organic Compounds (GC/MS) by Method 8260B

Analyte	Result	Qualifier	RDL	Dilution	Analysis	Batch
	ug/l		ug/l		date / time	
Benzene	ND		1.00	1	12/06/2017 16:30	<a href="#">WG1050212</a>
Toluene	7.24		1.00	1	12/06/2017 16:30	<a href="#">WG1050212</a>
Ethylbenzene	3.96		1.00	1	12/06/2017 16:30	<a href="#">WG1050212</a>
Total Xylenes	31.6		3.00	1	12/06/2017 16:30	<a href="#">WG1050212</a>
Methyl tert-butyl ether	ND		1.00	1	12/06/2017 16:30	<a href="#">WG1050212</a>
Naphthalene	7.09		5.00	1	12/06/2017 16:30	<a href="#">WG1050212</a>
1,2-Dichloroethane	ND		1.00	1	12/06/2017 16:30	<a href="#">WG1050212</a>
(S) Toluene-d8	101		80.0-120		12/06/2017 16:30	<a href="#">WG1050212</a>
(S) Dibromofluoromethane	99.3		76.0-123		12/06/2017 16:30	<a href="#">WG1050212</a>
(S) 4-Bromofluorobenzene	97.5		80.0-120		12/06/2017 16:30	<a href="#">WG1050212</a>

- 1 Cp
- 2 Tc
- 3 Ss
- 4 Cn
- 5 Sr
- 6 Qc
- 7 Gl
- 8 Al
- 9 Sc



Wet Chemistry by Method 2320 B-2011

Analyte	Result	Qualifier	RDL	Dilution	Analysis	Batch
	ug/l		ug/l		date / time	
Alkalinity	49900		20000	1	12/07/2017 14:23	<a href="#">WG1050179</a>

Sample Narrative:

L955277-04 WG1050179: Endpoint pH 4.5

Wet Chemistry by Method 4500CO2 D-2011

Analyte	Result	Qualifier	RDL	Dilution	Analysis	Batch
	ug/l		ug/l		date / time	
Free Carbon Dioxide	36100	<u>T8</u>	20000	1	12/07/2017 14:23	<a href="#">WG1050179</a>

Sample Narrative:

L955277-04 WG1050179: Endpoint pH 4.5

Wet Chemistry by Method 9056A

Analyte	Result	Qualifier	RDL	Dilution	Analysis	Batch
	ug/l		ug/l		date / time	
Nitrate as (N)	ND		100	1	12/06/2017 17:07	<a href="#">WG1050075</a>
Sulfate	13100		5000	1	12/06/2017 17:07	<a href="#">WG1050075</a>

Volatile Organic Compounds (GC) by Method RSK175

Analyte	Result	Qualifier	RDL	Dilution	Analysis	Batch
	ug/l		ug/l		date / time	
Methane	220		10.0	1	12/08/2017 14:22	<a href="#">WG1051277</a>
Ethane	ND		13.0	1	12/08/2017 14:22	<a href="#">WG1051277</a>
Ethene	ND		13.0	1	12/08/2017 14:22	<a href="#">WG1051277</a>

Volatile Organic Compounds (GC/MS) by Method 8260B

Analyte	Result	Qualifier	RDL	Dilution	Analysis	Batch
	ug/l		ug/l		date / time	
Benzene	6.48		1.00	1	12/06/2017 16:50	<a href="#">WG1050212</a>
Toluene	12.5		1.00	1	12/06/2017 16:50	<a href="#">WG1050212</a>
Ethylbenzene	8.23		1.00	1	12/06/2017 16:50	<a href="#">WG1050212</a>
Total Xylenes	20.5		3.00	1	12/06/2017 16:50	<a href="#">WG1050212</a>
Methyl tert-butyl ether	ND		1.00	1	12/06/2017 16:50	<a href="#">WG1050212</a>
Naphthalene	ND		5.00	1	12/06/2017 16:50	<a href="#">WG1050212</a>
1,2-Dichloroethane	ND		1.00	1	12/06/2017 16:50	<a href="#">WG1050212</a>
(S) Toluene-d8	99.9		80.0-120		12/06/2017 16:50	<a href="#">WG1050212</a>
(S) Dibromofluoromethane	98.0		76.0-123		12/06/2017 16:50	<a href="#">WG1050212</a>
(S) 4-Bromofluorobenzene	95.1		80.0-120		12/06/2017 16:50	<a href="#">WG1050212</a>

- 1 Cp
- 2 Tc
- 3 Ss
- 4 Cn
- 5 Sr
- 6 Qc
- 7 Gl
- 8 Al
- 9 Sc



Wet Chemistry by Method 2320 B-2011

Analyte	Result	Qualifier	RDL	Dilution	Analysis	Batch
	ug/l		ug/l		date / time	
Alkalinity	ND		20000	1	12/07/2017 14:29	<a href="#">WG1050179</a>

Sample Narrative:

L955277-05 WG1050179: Endpoint pH 4.5

Wet Chemistry by Method 3500Fe B-2011

Analyte	Result	Qualifier	RDL	Dilution	Analysis	Batch
	ug/l		ug/l		date / time	
Ferrous Iron	768	<u>T8</u>	50.0	1	12/11/2017 14:11	<a href="#">WG1051868</a>

Wet Chemistry by Method 4500CO2 D-2011

Analyte	Result	Qualifier	RDL	Dilution	Analysis	Batch
	ug/l		ug/l		date / time	
Free Carbon Dioxide	ND	<u>T8</u>	20000	1	12/07/2017 14:29	<a href="#">WG1050179</a>

Sample Narrative:

L955277-05 WG1050179: Endpoint pH 4.5

Wet Chemistry by Method 9056A

Analyte	Result	Qualifier	RDL	Dilution	Analysis	Batch
	ug/l		ug/l		date / time	
Nitrate as (N)	224		100	1	12/06/2017 17:20	<a href="#">WG1050075</a>
Sulfate	ND		5000	1	12/06/2017 17:20	<a href="#">WG1050075</a>

Volatile Organic Compounds (GC) by Method RSK175

Analyte	Result	Qualifier	RDL	Dilution	Analysis	Batch
	ug/l		ug/l		date / time	
Methane	ND		10.0	1	12/08/2017 14:26	<a href="#">WG1051277</a>
Ethane	ND		13.0	1	12/08/2017 14:26	<a href="#">WG1051277</a>
Ethene	ND		13.0	1	12/08/2017 14:26	<a href="#">WG1051277</a>

Volatile Organic Compounds (GC/MS) by Method 8260B

Analyte	Result	Qualifier	RDL	Dilution	Analysis	Batch
	ug/l		ug/l		date / time	
Benzene	ND		1.00	1	12/06/2017 17:09	<a href="#">WG1050212</a>
Toluene	ND		1.00	1	12/06/2017 17:09	<a href="#">WG1050212</a>
Ethylbenzene	ND		1.00	1	12/06/2017 17:09	<a href="#">WG1050212</a>
Total Xylenes	ND		3.00	1	12/06/2017 17:09	<a href="#">WG1050212</a>
Methyl tert-butyl ether	ND		1.00	1	12/06/2017 17:09	<a href="#">WG1050212</a>
Naphthalene	ND		5.00	1	12/06/2017 17:09	<a href="#">WG1050212</a>
1,2-Dichloroethane	ND		1.00	1	12/06/2017 17:09	<a href="#">WG1050212</a>
(S) Toluene-d8	102		80.0-120		12/06/2017 17:09	<a href="#">WG1050212</a>
(S) Dibromofluoromethane	98.5		76.0-123		12/06/2017 17:09	<a href="#">WG1050212</a>
(S) 4-Bromofluorobenzene	95.0		80.0-120		12/06/2017 17:09	<a href="#">WG1050212</a>

1 Cp

2 Tc

3 Ss

4 Cn

5 Sr

6 Qc

7 Gl

8 Al

9 Sc



Volatile Organic Compounds (GC/MS) by Method 8260B

Analyte	Result	Qualifier	RDL	Dilution	Analysis	Batch
	ug/l		ug/l		date / time	
Benzene	ND		1.00	1	12/06/2017 17:28	<a href="#">WG1050212</a>
Toluene	ND		1.00	1	12/06/2017 17:28	<a href="#">WG1050212</a>
Ethylbenzene	ND		1.00	1	12/06/2017 17:28	<a href="#">WG1050212</a>
Total Xylenes	ND		3.00	1	12/06/2017 17:28	<a href="#">WG1050212</a>
Methyl tert-butyl ether	ND		1.00	1	12/06/2017 17:28	<a href="#">WG1050212</a>
Naphthalene	ND		5.00	1	12/06/2017 17:28	<a href="#">WG1050212</a>
1,2-Dichloroethane	ND		1.00	1	12/06/2017 17:28	<a href="#">WG1050212</a>
(S) Toluene-d8	101		80.0-120		12/06/2017 17:28	<a href="#">WG1050212</a>
(S) Dibromofluoromethane	96.5		76.0-123		12/06/2017 17:28	<a href="#">WG1050212</a>
(S) 4-Bromofluorobenzene	95.2		80.0-120		12/06/2017 17:28	<a href="#">WG1050212</a>

- 1 Cp
- 2 Tc
- 3 Ss
- 4 Cn
- 5 Sr
- 6 Qc
- 7 Gl
- 8 Al
- 9 Sc



Volatile Organic Compounds (GC/MS) by Method 8260B

Analyte	Result	Qualifier	RDL	Dilution	Analysis	Batch
	ug/l		ug/l		date / time	
Benzene	ND		1.00	1	12/06/2017 17:48	<a href="#">WG1050212</a>
Toluene	2.27		1.00	1	12/06/2017 17:48	<a href="#">WG1050212</a>
Ethylbenzene	ND		1.00	1	12/06/2017 17:48	<a href="#">WG1050212</a>
Total Xylenes	ND		3.00	1	12/06/2017 17:48	<a href="#">WG1050212</a>
Methyl tert-butyl ether	ND		1.00	1	12/06/2017 17:48	<a href="#">WG1050212</a>
Naphthalene	ND		5.00	1	12/06/2017 17:48	<a href="#">WG1050212</a>
1,2-Dichloroethane	ND		1.00	1	12/06/2017 17:48	<a href="#">WG1050212</a>
(S) Toluene-d8	104		80.0-120		12/06/2017 17:48	<a href="#">WG1050212</a>
(S) Dibromofluoromethane	98.5		76.0-123		12/06/2017 17:48	<a href="#">WG1050212</a>
(S) 4-Bromofluorobenzene	97.2		80.0-120		12/06/2017 17:48	<a href="#">WG1050212</a>

- 1 Cp
- 2 Tc
- 3 Ss
- 4 Cn
- 5 Sr
- 6 Qc
- 7 Gl
- 8 Al
- 9 Sc





Volatile Organic Compounds (GC/MS) by Method 8260B

Analyte	Result	Qualifier	RDL	Dilution	Analysis date / time	Batch
Benzene	ND		1.00	1	12/06/2017 18:08	<a href="#">WG1050212</a>
Toluene	ND		1.00	1	12/06/2017 18:08	<a href="#">WG1050212</a>
Ethylbenzene	ND		1.00	1	12/06/2017 18:08	<a href="#">WG1050212</a>
Total Xylenes	ND		3.00	1	12/06/2017 18:08	<a href="#">WG1050212</a>
Methyl tert-butyl ether	ND		1.00	1	12/06/2017 18:08	<a href="#">WG1050212</a>
Naphthalene	ND		5.00	1	12/06/2017 18:08	<a href="#">WG1050212</a>
1,2-Dichloroethane	ND		1.00	1	12/06/2017 18:08	<a href="#">WG1050212</a>
(S) Toluene-d8	102		80.0-120		12/06/2017 18:08	<a href="#">WG1050212</a>
(S) Dibromofluoromethane	100		76.0-123		12/06/2017 18:08	<a href="#">WG1050212</a>
(S) 4-Bromofluorobenzene	94.6		80.0-120		12/06/2017 18:08	<a href="#">WG1050212</a>

1 Cp

2 Tc

3 Ss

4 Cn

5 Sr

6 Qc

7 Gl

8 Al

9 Sc



Volatile Organic Compounds (GC/MS) by Method 8260B

Analyte	Result	Qualifier	RDL	Dilution	Analysis date / time	Batch
Benzene	ND		1.00	1	12/06/2017 15:32	<a href="#">WG1050212</a>
Toluene	ND		1.00	1	12/06/2017 15:32	<a href="#">WG1050212</a>
Ethylbenzene	ND		1.00	1	12/06/2017 15:32	<a href="#">WG1050212</a>
Total Xylenes	ND		3.00	1	12/06/2017 15:32	<a href="#">WG1050212</a>
Methyl tert-butyl ether	ND		1.00	1	12/06/2017 15:32	<a href="#">WG1050212</a>
Naphthalene	ND		5.00	1	12/06/2017 15:32	<a href="#">WG1050212</a>
1,2-Dichloroethane	ND		1.00	1	12/06/2017 15:32	<a href="#">WG1050212</a>
(S) Toluene-d8	102		80.0-120		12/06/2017 15:32	<a href="#">WG1050212</a>
(S) Dibromofluoromethane	95.8		76.0-123		12/06/2017 15:32	<a href="#">WG1050212</a>
(S) 4-Bromofluorobenzene	94.8		80.0-120		12/06/2017 15:32	<a href="#">WG1050212</a>

- 1 Cp
- 2 Tc
- 3 Ss
- 4 Cn
- 5 Sr
- 6 Qc
- 7 Gl
- 8 Al
- 9 Sc



L954824-12 Original Sample (OS) • Duplicate (DUP)

(OS) L954824-12 12/07/17 11:23 • (DUP) R3271430-1 12/07/17 11:30

Analyte	Original Result	DUP Result	Dilution	DUP RPD	DUP Qualifier	DUP RPD Limits
	ug/l	ug/l		%		%
Alkalinity	729000	756000	1	4.00		20

Sample Narrative:

OS: Endpoint pH 4.5  
 DUP: Endpoint pH 4.5

<sup>1</sup>Cp

<sup>2</sup>Tc

<sup>3</sup>Ss

<sup>4</sup>Cn

<sup>5</sup>Sr

L955185-01 Original Sample (OS) • Duplicate (DUP)

(OS) L955185-01 12/07/17 13:57 • (DUP) R3271430-7 12/07/17 14:05

Analyte	Original Result	DUP Result	Dilution	DUP RPD	DUP Qualifier	DUP RPD Limits
	ug/l	ug/l		%		%
Alkalinity	ND	5960	1	0.000		20

Sample Narrative:

OS: Endpoint pH 4.5  
 DUP: Endpoint pH 4.5

<sup>6</sup>Qc

<sup>7</sup>Gl

<sup>8</sup>Al

<sup>9</sup>Sc

Laboratory Control Sample (LCS) • Laboratory Control Sample Duplicate (LCSD)

(LCS) R3271430-5 12/07/17 12:31 • (LCSD) R3271430-6 12/07/17 13:43

Analyte	Spike Amount	LCS Result	LCSD Result	LCS Rec.	LCSD Rec.	Rec. Limits	LCS Qualifier	LCSD Qualifier	RPD	RPD Limits
	ug/l	ug/l	ug/l	%	%	%			%	%
Alkalinity	100000	96100	101000	96.0	101	85.0-115			5.00	20

Sample Narrative:

LCS: Endpoint pH 4.5  
 LCSD: Endpoint pH 4.5



Method Blank (MB)

(MB) R3271992-1 12/11/17 14:07

Analyte	MB Result	MB Qualifier	MB MDL	MB RDL
Ferrous Iron	U		15.0	50.0

<sup>1</sup> Cp

<sup>2</sup> Tc

<sup>3</sup> Ss

<sup>4</sup> Cn

<sup>5</sup> Sr

<sup>6</sup> Qc

<sup>7</sup> Gl

<sup>8</sup> Al

<sup>9</sup> Sc

L956062-01 Original Sample (OS) • Duplicate (DUP)

(OS) L956062-01 12/11/17 14:13 • (DUP) R3271992-6 12/11/17 14:13

Analyte	Original Result	DUP Result	Dilution	DUP RPD	DUP Qualifier	DUP RPD Limits
Ferrous Iron	67.0	67.0	1	0		20

Laboratory Control Sample (LCS) • Laboratory Control Sample Duplicate (LCSD)

(LCS) R3271992-2 12/11/17 14:08 • (LCSD) R3271992-3 12/11/17 14:08

Analyte	Spike Amount	LCS Result	LCSD Result	LCS Rec.	LCSD Rec.	Rec. Limits	LCS Qualifier	LCSD Qualifier	RPD	RPD Limits
Ferrous Iron	1000	1080	1070	108	107	85-115			1.11	20

L954883-01 Original Sample (OS) • Matrix Spike (MS) • Matrix Spike Duplicate (MSD)

(OS) L954883-01 12/11/17 14:09 • (MS) R3271992-4 12/11/17 14:10 • (MSD) R3271992-5 12/11/17 14:11

Analyte	Spike Amount	Original Result	MS Result	MSD Result	MS Rec.	MSD Rec.	Dilution	Rec. Limits	MS Qualifier	MSD Qualifier	RPD	RPD Limits
Ferrous Iron	1500	U	1550	1550	103	103	1	80-120			0.0646	20



Method Blank (MB)

(MB) R3270934-1 12/06/17 06:31

Analyte	MB Result	MB Qualifier	MB MDL	MB RDL
	ug/l		ug/l	ug/l
Nitrate	U		22.7	100
Sulfate	U		77.4	5000

1 Cp

2 Tc

3 Ss

4 Cn

5 Sr

6 Qc

7 Gl

8 Al

9 Sc

L955264-01 Original Sample (OS) • Duplicate (DUP)

(OS) L955264-01 12/06/17 15:19 • (DUP) R3270934-4 12/06/17 15:33

Analyte	Original Result	DUP Result	Dilution	DUP RPD	DUP Qualifier	DUP RPD Limits
	ug/l	ug/l		%		%
Nitrate	ND	61.9	1	0		15
Sulfate	7800	7880	1	1		15

L955289-01 Original Sample (OS) • Duplicate (DUP)

(OS) L955289-01 12/06/17 17:34 • (DUP) R3270934-7 12/06/17 17:47

Analyte	Original Result	DUP Result	Dilution	DUP RPD	DUP Qualifier	DUP RPD Limits
	ug/l	ug/l		%		%
Nitrate	454	582	1	25	J3	15
Sulfate	6090	6220	1	2		15

Laboratory Control Sample (LCS) • Laboratory Control Sample Duplicate (LCSD)

(LCS) R3270934-2 12/06/17 06:45 • (LCSD) R3270934-3 12/06/17 06:58

Analyte	Spike Amount	LCS Result	LCSD Result	LCS Rec.	LCSD Rec.	Rec. Limits	LCS Qualifier	LCSD Qualifier	RPD	RPD Limits
	ug/l	ug/l	ug/l	%	%	%			%	%
Nitrate	8000	8090	8100	101	101	80-120			0	15
Sulfate	40000	39900	39900	100	100	80-120			0	15

L955264-01 Original Sample (OS) • Matrix Spike (MS) • Matrix Spike Duplicate (MSD)

(OS) L955264-01 12/06/17 15:19 • (MS) R3270934-5 12/06/17 15:46 • (MSD) R3270934-6 12/06/17 16:00

Analyte	Spike Amount	Original Result	MS Result	MSD Result	MS Rec.	MSD Rec.	Dilution	Rec. Limits	MS Qualifier	MSD Qualifier	RPD	RPD Limits
	ug/l	ug/l	ug/l	ug/l	%	%		%			%	%
Nitrate	5000	ND	5320	5560	105	110	1	80-120			4	15
Sulfate	50000	7800	58300	58600	101	102	1	80-120			0	15



L955289-01 Original Sample (OS) • Matrix Spike (MS)

(OS) L955289-01 12/06/17 17:34 • (MS) R3270934-8 12/06/17 18:00

Analyte	Spike Amount ug/l	Original Result ug/l	MS Result ug/l	MS Rec. %	Dilution	Rec. Limits %	<u>MS Qualifier</u>
Nitrate	5000	454	5670	104	1	80-120	
Sulfate	50000	6090	57700	103	1	80-120	

<sup>1</sup> Cp

<sup>2</sup> Tc

<sup>3</sup> Ss

<sup>4</sup> Cn

<sup>5</sup> Sr

<sup>6</sup> Qc

<sup>7</sup> Gl

<sup>8</sup> Al

<sup>9</sup> Sc



Method Blank (MB)

(MB) R3271543-1 12/08/17 14:02

Analyte	MB Result	MB Qualifier	MB MDL	MB RDL
	ug/l		ug/l	ug/l
Methane	U		2.91	10.0
Ethane	U		4.07	13.0
Ethene	U		4.26	13.0

L955239-05 Original Sample (OS) • Duplicate (DUP)

(OS) L955239-05 12/08/17 14:16 • (DUP) R3271543-2 12/08/17 15:02

Analyte	Original Result	DUP Result	Dilution	DUP RPD	DUP Qualifier	DUP RPD Limits
	ug/l	ug/l		%		%
Methane	U	0.000	1	0.000		20
Ethane	U	0.000	1	0.000		20
Ethene	U	0.000	1	0.000		20

Laboratory Control Sample (LCS) • Laboratory Control Sample Duplicate (LCSD)

(LCS) R3271543-3 12/08/17 15:31 • (LCSD) R3271543-4 12/08/17 15:34

Analyte	Spike Amount	LCS Result	LCSD Result	LCS Rec.	LCSD Rec.	Rec. Limits	LCS Qualifier	LCSD Qualifier	RPD	RPD Limits
	ug/l	ug/l	ug/l	%	%	%			%	%
Methane	67.8	74.1	74.2	109	109	85.0-115			0.153	20
Ethane	129	112	114	86.8	88.2	85.0-115			1.54	20
Ethene	127	114	116	89.6	91.0	85.0-115			1.58	20

1 Cp

2 Tc

3 Ss

4 Cn

5 Sr

6 Qc

7 Gl

8 Al

9 Sc



Method Blank (MB)

(MB) R3271536-2 12/06/17 13:17

Analyte	MB Result	MB Qualifier	MB MDL	MB RDL
	ug/l		ug/l	ug/l
Benzene	U		0.331	1.00
1,2-Dichloroethane	U		0.361	1.00
Ethylbenzene	U		0.384	1.00
Methyl tert-butyl ether	U		0.367	1.00
Naphthalene	U		1.00	5.00
Toluene	U		0.412	1.00
Xylenes, Total	U		1.06	3.00
(S) Toluene-d8	101			80.0-120
(S) Dibromofluoromethane	95.9			76.0-123
(S) 4-Bromofluorobenzene	95.2			80.0-120

1 Cp

2 Tc

3 Ss

4 Cn

5 Sr

6 Qc

7 Gl

8 Al

9 Sc

Laboratory Control Sample (LCS) • Laboratory Control Sample Duplicate (LCSD)

(LCS) R3271536-1 12/06/17 12:17 • (LCSD) R3271536-3 12/06/17 13:37

Analyte	Spike Amount	LCS Result	LCSD Result	LCS Rec.	LCSD Rec.	Rec. Limits	LCS Qualifier	LCSD Qualifier	RPD	RPD Limits
	ug/l	ug/l	ug/l	%	%	%			%	%
Benzene	25.0	24.6	26.4	98.4	106	70.0-130			6.94	20
1,2-Dichloroethane	25.0	24.1	25.3	96.4	101	70.0-130			4.86	20
Ethylbenzene	25.0	24.6	26.7	98.5	107	70.0-130			8.19	20
Methyl tert-butyl ether	25.0	24.2	25.6	97.0	103	70.0-130			5.61	20
Naphthalene	25.0	23.4	26.3	93.5	105	70.0-130			11.7	20
Toluene	25.0	24.4	26.4	97.7	105	70.0-130			7.71	20
Xylenes, Total	75.0	73.8	81.6	98.4	109	70.0-130			10.0	20
(S) Toluene-d8				99.7	103	80.0-120				
(S) Dibromofluoromethane				99.1	98.6	76.0-123				
(S) 4-Bromofluorobenzene				100	93.0	80.0-120				





Guide to Reading and Understanding Your Laboratory Report

The information below is designed to better explain the various terms used in your report of analytical results from the Laboratory. This is not intended as a comprehensive explanation, and if you have additional questions please contact your project representative.

Abbreviations and Definitions

MDL	Method Detection Limit.
ND	Not detected at the Reporting Limit (or MDL where applicable).
RDL	Reported Detection Limit.
Rec.	Recovery.
RPD	Relative Percent Difference.
SDG	Sample Delivery Group.
(S)	Surrogate (Surrogate Standard) - Analytes added to every blank, sample, Laboratory Control Sample/Duplicate and Matrix Spike/Duplicate; used to evaluate analytical efficiency by measuring recovery. Surrogates are not expected to be detected in all environmental media.
U	Not detected at the Reporting Limit (or MDL where applicable).
Analyte	The name of the particular compound or analysis performed. Some Analyses and Methods will have multiple analytes reported.
Dilution	If the sample matrix contains an interfering material, or if concentrations of analytes in the sample are higher than the highest limit of concentration that the laboratory can accurately report, the sample may be diluted for analysis. If a value different than 1 is used in this field, the result reported has already been corrected for this factor.
Limits	These are the target % recovery ranges or % difference value that the laboratory has historically determined as normal for the method and analyte being reported. Successful QC Sample analysis will target all analytes recovered or duplicated within these ranges.
Original Sample	The non-spiked sample in the prep batch used to determine the Relative Percent Difference (RPD) from a quality control sample. The Original Sample may not be included within the reported SDG.
Qualifier	This column provides a letter and/or number designation that corresponds to additional information concerning the result reported. If a Qualifier is present, a definition per Qualifier is provided within the Glossary and Definitions page and potentially a discussion of possible implications of the Qualifier in the Case Narrative if applicable.
Result	The actual analytical final result (corrected for any sample specific characteristics) reported for your sample. If there was no measurable result returned for a specific analyte, the result in this column may state "ND" (Not Detected) or "BDL" (Below Detectable Levels). The information in the results column should always be accompanied by either an MDL (Method Detection Limit) or RDL (Reporting Detection Limit) that defines the lowest value that the laboratory could detect or report for this analyte.
Case Narrative (Cn)	A brief discussion about the included sample results, including a discussion of any non-conformances to protocol observed either at sample receipt by the laboratory from the field or during the analytical process. If present, there will be a section in the Case Narrative to discuss the meaning of any data qualifiers used in the report.
Quality Control Summary (Qc)	This section of the report includes the results of the laboratory quality control analyses required by procedure or analytical methods to assist in evaluating the validity of the results reported for your samples. These analyses are not being performed on your samples typically, but on laboratory generated material.
Sample Chain of Custody (Sc)	This is the document created in the field when your samples were initially collected. This is used to verify the time and date of collection, the person collecting the samples, and the analyses that the laboratory is requested to perform. This chain of custody also documents all persons (excluding commercial shippers) that have had control or possession of the samples from the time of collection until delivery to the laboratory for analysis.
Sample Results (Sr)	This section of your report will provide the results of all testing performed on your samples. These results are provided by sample ID and are separated by the analyses performed on each sample. The header line of each analysis section for each sample will provide the name and method number for the analysis reported.
Sample Summary (Ss)	This section of the Analytical Report defines the specific analyses performed for each sample ID, including the dates and times of preparation and/or analysis.

Qualifier	Description
J3	The associated batch QC was outside the established quality control range for precision.
T8	Sample(s) received past/too close to holding time expiration.

1 Cp

2 Tc

3 Ss

4 Cn

5 Sr

6 Qc

7 Gl

8 Al

9 Sc



ESC Lab Sciences is the only environmental laboratory accredited/certified to support your work nationwide from one location. One phone call, one point of contact, one laboratory. No other lab is as accessible or prepared to handle your needs throughout the country. Our capacity and capability from our single location laboratory is comparable to the collective totals of the network laboratories in our industry. The most significant benefit to our "one location" design is the design of our laboratory campus. The model is conducive to accelerated productivity, decreasing turn-around time, and preventing cross contamination, thus protecting sample integrity. Our focus on premium quality and prompt service allows us to be **YOUR LAB OF CHOICE**.  
 \* Not all certifications held by the laboratory are applicable to the results reported in the attached report.

## State Accreditations

Alabama	40660	Nevada	TN-03-2002-34
Alaska	UST-080	New Hampshire	2975
Arizona	AZ0612	New Jersey–NELAP	TN002
Arkansas	88-0469	New Mexico	TN00003
California	01157CA	New York	11742
Colorado	TN00003	North Carolina	Env375
Connecticut	PH-0197	North Carolina <sup>1</sup>	DW21704
Florida	E87487	North Carolina <sup>2</sup>	41
Georgia	NELAP	North Dakota	R-140
Georgia <sup>1</sup>	923	Ohio–VAP	CL0069
Idaho	TN00003	Oklahoma	9915
Illinois	200008	Oregon	TN200002
Indiana	C-TN-01	Pennsylvania	68-02979
Iowa	364	Rhode Island	221
Kansas	E-10277	South Carolina	84004
Kentucky <sup>1</sup>	90010	South Dakota	n/a
Kentucky <sup>2</sup>	16	Tennessee <sup>14</sup>	2006
Louisiana	AI30792	Texas	T 104704245-07-TX
Maine	TN0002	Texas <sup>5</sup>	LAB0152
Maryland	324	Utah	6157585858
Massachusetts	M-TN003	Vermont	VT2006
Michigan	9958	Virginia	109
Minnesota	047-999-395	Washington	C1915
Mississippi	TN00003	West Virginia	233
Missouri	340	Wisconsin	9980939910
Montana	CERT0086	Wyoming	A2LA
Nebraska	NE-OS-15-05		

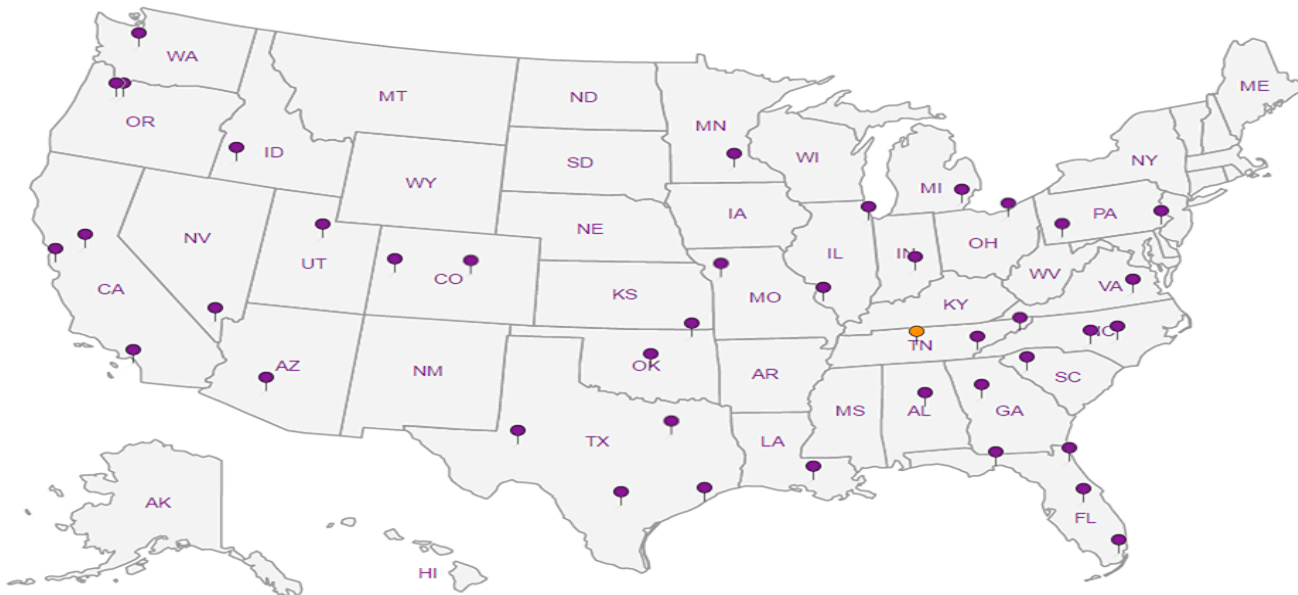
## Third Party & Federal Accreditations

A2LA – ISO 17025	1461.01	AIHA-LAP,LLC	100789
A2LA – ISO 17025 <sup>5</sup>	1461.02	DOD	1461.01
Canada	1461.01	USDA	S-67674
EPA–Crypto	TN00003		

<sup>1</sup> Drinking Water <sup>2</sup> Underground Storage Tanks <sup>3</sup> Aquatic Toxicity <sup>4</sup> Chemical/Microbiological <sup>5</sup> Mold <sup>n/a</sup> Accreditation not applicable

## Our Locations

ESC Lab Sciences has sixty-four client support centers that provide sample pickup and/or the delivery of sampling supplies. If you would like assistance from one of our support offices, please contact our main office. **ESC Lab Sciences performs all testing at our central laboratory.**



**CH2M Hill- Kinder Morgan- Atlanta, GA**  
 6600 Peachtree Dunwoody Road

Billing Information:  
 Accounts Payable  
 1000 Windward Concourse  
 Ste 450  
 Alpharetta, GA 30005

Report to:  
**Bethany Garvey**

Email To: bgarvey@ch2m.com;  
 tom.wiley@ch2m.com; scott.powell@ch2m.com;

Project Description:  
**Lewis Drive Groundwater**

City/State Collected:  
**BELTON, SC**

Phone: **770-604-9182**  
 Fax:

Client Project #  
**684910.LD.MR.BW**

Lab Project #  
**KINCH2MGA-LEWIS12**

Collected by (print):  
**M. WARREN**

Site/Facility ID #  
**LEWIS DRIVE**

P.O. #

Collected by (signature):  
*M. Warren*

Rush? (Lab MUST Be Notified)  
 Same Day  Five Day  
 Next Day  5 Day (Rad Only)  
 Two Day  10 Day (Rad Only)  
 Three Day

Quote #  
 Date Results Needed

Immediately Packed on Ice N  Y

Sample ID	Comp/Grab	Matrix *	Depth	Date	Time	No. of Entrs	* NITRATE, SULFATE* 125mlHDPE-NoPres	ALK, CO2 125mlHDPE-NoPres	RSK175 40mlAmb HCl	V8260BTEXMNSC 40mlAmb-HCl	V8260BTEXMNSC 40mlAmb-HCl-Bik	BTEX	MTBE	NAPHTHALENE	1,2 DCA
MW-03-120517	GRAB	GW	NA	12/05/17	1330	7	X	X	X	X		X	X	X	X
MW-27B-120517		GW			1500	3				X	X	X	X	X	X
MW-27B-D-120517		GW			1505	3				X	X	X	X	X	X
MW-27-120517		GW			1510	7	X	X	X	X		X	X	X	X
MW-01-120517		GW			1555	7	X	X	X	X		X	X	X	X
MW-01B-120517		GW			1610	3				X		X	X	X	X
MW-44B-120517		GW			1620	3				X		X	X	X	X
FBO1-120517		GW			1625	3				X	X	X	X	X	X
TBO1-120517		GW			1630	1					X				

Analysis / Container / Preservative	
Pres Chk	X X X X X X X X X

Chain of Custody Page 1 of 1



12065 Lebanon Rd  
 Mount Juliet, TN 37122  
 Phone: 615-758-5858  
 Phone: 800-767-5859  
 Fax: 615-758-5859



L# **L95 277**  
 A068  
 Acctnum: **KINCH2MGA**  
 Template: **T130277**  
 Prelogin: **P627788**  
 TSR: 526 - Chris McCord  
 PB: *11-22-17*  
 Shipped Via: **FedEX Ground**

\* Matrix:  
 SS - Soil AIR - Air F - Filter  
 GW - Groundwater B - Bioassay  
 WW - WasteWater  
 DW - Drinking Water  
 OT - Other

Remarks: \*NITRATE/SULFATE\* has a 48hr hold time.  
**MW-27B-120517 AND MW-27B-D-120517 ARE NOT BLANKS.**  
 pH \_\_\_\_\_ Temp \_\_\_\_\_  
 Flow \_\_\_\_\_ Other \_\_\_\_\_  
 Samples returned via:  
 UPS \_\_\_\_\_ FedEx \_\_\_\_\_ Courier \_\_\_\_\_  
 Tracking # **4142 5221 3131**

Sample Receipt Checklist

COC Seal Present/Intact:	<input checked="" type="checkbox"/> Y	<input type="checkbox"/> N
COC Signed/Accurate:	<input checked="" type="checkbox"/> Y	<input type="checkbox"/> N
Bottles arrive intact:	<input checked="" type="checkbox"/> Y	<input type="checkbox"/> N
Correct bottles used:	<input checked="" type="checkbox"/> Y	<input type="checkbox"/> N
Sufficient volume sent:	<input checked="" type="checkbox"/> Y	<input type="checkbox"/> N
VOA Zero HeadSpace:	<input checked="" type="checkbox"/> Y	<input type="checkbox"/> N
Preservation Correct/Checked:	<input checked="" type="checkbox"/> Y	<input type="checkbox"/> N

Relinquished by: (Signature)  
*M. Warren*  
 Date: **12/5/17**  
 Time: **1730**

Received by: (Signature)  
 Date: \_\_\_\_\_  
 Time: \_\_\_\_\_

Trip Blank Received:  Yes /  No  
 HCl / MeOH  
 TBR  
 Temp: **0.3°C**  
 Bottles Received: **35**

If preservation required by Login: Date/Time  
 Hold: \_\_\_\_\_  
 Condition: NCF /  OK

---

**Andy Vann**

**From:** Chris McCord  
**Sent:** Wednesday, December 06, 2017 4:25 PM  
**To:** Login; Sample Storage; Due WetLab  
**Cc:** Chris Unterstein  
**Subject:** L955277 \*KINCH2MGA\*

Please add FERUSFE to L955277-05.

Sample storage – Please label one of the 40mlAmb-HCl from VOCs for this test and take to Wetlab.

Chris U. – Limited volume. Could not analyze in the field. Please hold and analyze with other field sample for DUP/MS/MSD.

Thanks,

**✉ Christopher McCord**

*Project Manager*

**ESC Lab Sciences**-a subsidiary of Pace Analytical

12065 Lebanon Road | Mt. Juliet, TN 37122

O: 615.773.3281 | C: 615.504.3183

[cmccord@esclabsciences.com](mailto:cmccord@esclabsciences.com) | [www.esclabsciences.com](http://www.esclabsciences.com)

December 14, 2017

## CH2M Hill- Kinder Morgan- Atlanta, GA

Sample Delivery Group: L955704  
Samples Received: 12/07/2017  
Project Number: 684910.LD.MR.GW  
Description: Lewis Drive Groundwater  
Site: LEWIS DR.  
Report To: Bethany Garvey  
6600 Peachtree Dunwoody Road  
400 Embassy Row - Suite 600  
Atlanta, GA 30328






Entire Report Reviewed By:



Chris McCord  
Technical Service Representative

Results relate only to the items tested or calibrated and are reported as rounded values. This test report shall not be reproduced, except in full, without written approval of the laboratory. Where applicable, sampling conducted by ESC is performed per guidance provided in laboratory standard operating procedures: 060302, 060303, and 060304.



<b>Cp: Cover Page</b>	<b>1</b>	
<b>Tc: Table of Contents</b>	<b>2</b>	
<b>Ss: Sample Summary</b>	<b>4</b>	
<b>Cn: Case Narrative</b>	<b>9</b>	
<b>Sr: Sample Results</b>	<b>10</b>	
MW-26-120617 L955704-01	10	
MW-26B-120617 L955704-02	11	
MW-23-120617 L955704-03	12	
MW-23B-120617 L955704-04	13	
MW-46-120617 L955704-05	14	
MW-29-120617 L955704-06	15	
MW-43B-120617 L955704-07	16	
MW-43-120617 L955704-08	17	
MW-24-120617 L955704-09	18	
MW-24B-120617 L955704-10	19	
MW-37-120617 L955704-11	20	
MW-38-120617 L955704-12	21	
MW-15B-120617 L955704-13	22	
MW-15B-D-120617 L955704-14	23	
MW-15-120617 L955704-15	24	
MW-34-120617 L955704-16	25	
MW-39-120617 L955704-17	26	
MW-39-D-120617 L955704-18	27	
MW-40-120617 L955704-19	28	
MW-41-120617 L955704-20	29	
MW-25B-120617 L955704-21	30	
MW-25-120617 L955704-22	31	
MW-35-120617 L955704-23	32	
MW-49-120617 L955704-24	33	
MW-12B-120617 L955704-25	34	
MW-12-120617 L955704-26	35	
MW-14-120617 L955704-27	36	
MW-14B-120617 L955704-28	37	
MW-13B-120617 L955704-29	38	
MW-42-120617 L955704-30	39	
MW-50B-120617 L955704-31	40	
MW-48B-120617 L955704-32	41	
MW-47-120617 L955704-33	42	
MW-31-120617 L955704-34	43	
MW-33T-120617 L955704-35	44	



FB01-120617 L955704-36	45	<sup>1</sup> Cp
TB01-120617 L955704-37	46	
<b>Qc: Quality Control Summary</b>	<b>47</b>	<sup>2</sup> Tc
Wet Chemistry by Method 2320 B-2011	47	
Wet Chemistry by Method 4500CO2 D-2011	48	<sup>3</sup> Ss
Wet Chemistry by Method 9056A	49	<sup>4</sup> Cn
Volatile Organic Compounds (GC) by Method RSK175	53	
Volatile Organic Compounds (GC/MS) by Method 8260B	54	<sup>5</sup> Sr
<b>Gl: Glossary of Terms</b>	<b>57</b>	
<b>Al: Accreditations &amp; Locations</b>	<b>58</b>	<sup>6</sup> Qc
<b>Sc: Sample Chain of Custody</b>	<b>59</b>	<sup>7</sup> Gl
		<sup>8</sup> Al
		<sup>9</sup> Sc

# SAMPLE SUMMARY



## MW-26-120617 L955704-01 GW

Method	Batch	Dilution	Preparation date/time	Analysis date/time	Analyst	
Collected by				Collected date/time	Received date/time	
				M. Warren	12/06/17 07:40	12/07/17 08:45
Volatile Organic Compounds (GC/MS) by Method 8260B	WG1050755	1	12/07/17 19:08	12/07/17 19:08	ACG	

1 Cp

2 Tc

3 Ss

## MW-26B-120617 L955704-02 GW

Method	Batch	Dilution	Preparation date/time	Analysis date/time	Analyst	
Collected by				Collected date/time	Received date/time	
				M. Warren	12/06/17 07:50	12/07/17 08:45
Volatile Organic Compounds (GC/MS) by Method 8260B	WG1050994	1	12/08/17 01:57	12/08/17 01:57	LRL	

4 Cn

5 Sr

## MW-23-120617 L955704-03 GW

Method	Batch	Dilution	Preparation date/time	Analysis date/time	Analyst	
Collected by				Collected date/time	Received date/time	
				M. Warren	12/06/17 08:00	12/07/17 08:45
Volatile Organic Compounds (GC/MS) by Method 8260B	WG1050994	10	12/08/17 02:17	12/08/17 02:17	LRL	

6 Qc

7 Gl

## MW-23B-120617 L955704-04 GW

Method	Batch	Dilution	Preparation date/time	Analysis date/time	Analyst	
Collected by				Collected date/time	Received date/time	
				M. Warren	12/06/17 08:05	12/07/17 08:45
Volatile Organic Compounds (GC/MS) by Method 8260B	WG1050994	1	12/08/17 02:36	12/08/17 02:36	LRL	

8 Al

9 Sc

## MW-46-120617 L955704-05 GW

Method	Batch	Dilution	Preparation date/time	Analysis date/time	Analyst	
Collected by				Collected date/time	Received date/time	
				M. Warren	12/06/17 08:20	12/07/17 08:45
Volatile Organic Compounds (GC/MS) by Method 8260B	WG1050994	1	12/08/17 02:56	12/08/17 02:56	LRL	

## MW-29-120617 L955704-06 GW

Method	Batch	Dilution	Preparation date/time	Analysis date/time	Analyst	
Collected by				Collected date/time	Received date/time	
				M. Warren	12/06/17 08:35	12/07/17 08:45
Volatile Organic Compounds (GC/MS) by Method 8260B	WG1050994	1	12/08/17 03:15	12/08/17 03:15	LRL	

## MW-43B-120617 L955704-07 GW

Method	Batch	Dilution	Preparation date/time	Analysis date/time	Analyst	
Collected by				Collected date/time	Received date/time	
				M. Warren	12/06/17 09:05	12/07/17 08:45
Volatile Organic Compounds (GC/MS) by Method 8260B	WG1050994	1	12/08/17 03:35	12/08/17 03:35	LRL	

## MW-43-120617 L955704-08 GW

Method	Batch	Dilution	Preparation date/time	Analysis date/time	Analyst	
Collected by				Collected date/time	Received date/time	
				M. Warren	12/06/17 09:10	12/07/17 08:45
Volatile Organic Compounds (GC/MS) by Method 8260B	WG1050994	1	12/08/17 03:55	12/08/17 03:55	LRL	



# SAMPLE SUMMARY



## MW-24-120617 L955704-09 GW

Method	Batch	Dilution	Preparation date/time	Analysis date/time	Analyst
Collected by M. Warren			Collected date/time 12/06/17 09:15	Received date/time 12/07/17 08:45	
Volatile Organic Compounds (GC/MS) by Method 8260B	WG1050994	1	12/08/17 04:15	12/08/17 04:15	LRL

1  
Cp

2  
Tc

3  
Ss

## MW-24B-120617 L955704-10 GW

Method	Batch	Dilution	Preparation date/time	Analysis date/time	Analyst
Collected by M. Warren			Collected date/time 12/06/17 09:25	Received date/time 12/07/17 08:45	
Volatile Organic Compounds (GC/MS) by Method 8260B	WG1050994	1	12/08/17 04:34	12/08/17 04:34	LRL

4  
Cn

5  
Sr

## MW-37-120617 L955704-11 GW

Method	Batch	Dilution	Preparation date/time	Analysis date/time	Analyst
Collected by M. Warren			Collected date/time 12/06/17 09:35	Received date/time 12/07/17 08:45	
Volatile Organic Compounds (GC/MS) by Method 8260B	WG1050994	1	12/08/17 04:54	12/08/17 04:54	LRL

6  
Qc

7  
Gl

## MW-38-120617 L955704-12 GW

Method	Batch	Dilution	Preparation date/time	Analysis date/time	Analyst
Collected by M. Warren			Collected date/time 12/06/17 09:40	Received date/time 12/07/17 08:45	
Volatile Organic Compounds (GC/MS) by Method 8260B	WG1050994	1	12/08/17 05:13	12/08/17 05:13	LRL

8  
Al

9  
Sc

## MW-15B-120617 L955704-13 GW

Method	Batch	Dilution	Preparation date/time	Analysis date/time	Analyst
Collected by M. Warren			Collected date/time 12/06/17 09:50	Received date/time 12/07/17 08:45	
Volatile Organic Compounds (GC/MS) by Method 8260B	WG1050994	1	12/08/17 05:32	12/08/17 05:32	LRL
Volatile Organic Compounds (GC/MS) by Method 8260B	WG1050994	50	12/09/17 06:41	12/09/17 06:41	LRL

## MW-15B-D-120617 L955704-14 GW

Method	Batch	Dilution	Preparation date/time	Analysis date/time	Analyst
Collected by M. Warren			Collected date/time 12/06/17 09:55	Received date/time 12/07/17 08:45	
Volatile Organic Compounds (GC/MS) by Method 8260B	WG1050994	1	12/08/17 05:52	12/08/17 05:52	LRL
Volatile Organic Compounds (GC/MS) by Method 8260B	WG1050994	50	12/09/17 07:00	12/09/17 07:00	LRL

## MW-15-120617 L955704-15 GW

Method	Batch	Dilution	Preparation date/time	Analysis date/time	Analyst
Collected by M. Warren			Collected date/time 12/06/17 10:05	Received date/time 12/07/17 08:45	
Wet Chemistry by Method 2320 B-2011	WG1050810	1	12/11/17 14:30	12/11/17 14:30	MCG
Wet Chemistry by Method 4500CO2 D-2011	WG1050810	1	12/11/17 14:30	12/11/17 14:30	MCG
Wet Chemistry by Method 9056A	WG1051268	1	12/08/17 09:09	12/08/17 09:09	KCF
Volatile Organic Compounds (GC) by Method RSK175	WG1052064	1	12/11/17 11:10	12/11/17 11:10	BG
Volatile Organic Compounds (GC/MS) by Method 8260B	WG1050994	1	12/08/17 06:12	12/08/17 06:12	LRL
Volatile Organic Compounds (GC/MS) by Method 8260B	WG1050994	1	12/09/17 07:19	12/09/17 07:19	LRL

# SAMPLE SUMMARY



## MW-34-120617 L955704-16 GW

Method	Batch	Dilution	Preparation date/time	Analysis date/time	Analyst
Volatile Organic Compounds (GC/MS) by Method 8260B	WG1050994	10	12/08/17 06:31	12/08/17 06:31	LRL

Collected by: M. Warren  
 Collected date/time: 12/06/17 10:20  
 Received date/time: 12/07/17 08:45

1 Cp

2 Tc

## MW-39-120617 L955704-17 GW

Method	Batch	Dilution	Preparation date/time	Analysis date/time	Analyst
Volatile Organic Compounds (GC/MS) by Method 8260B	WG1050994	50	12/08/17 06:51	12/08/17 06:51	LRL

Collected by: M. Warren  
 Collected date/time: 12/06/17 10:25  
 Received date/time: 12/07/17 08:45

3 Ss

4 Cn

5 Sr

## MW-39-D-120617 L955704-18 GW

Method	Batch	Dilution	Preparation date/time	Analysis date/time	Analyst
Volatile Organic Compounds (GC/MS) by Method 8260B	WG1050994	1	12/08/17 07:11	12/08/17 07:11	LRL
Volatile Organic Compounds (GC/MS) by Method 8260B	WG1050994	10	12/09/17 07:39	12/09/17 07:39	LRL

Collected by: M. Warren  
 Collected date/time: 12/06/17 10:30  
 Received date/time: 12/07/17 08:45

6 Qc

7 Gl

8 Al

## MW-40-120617 L955704-19 GW

Method	Batch	Dilution	Preparation date/time	Analysis date/time	Analyst
Wet Chemistry by Method 2320 B-2011	WG1050810	1	12/11/17 14:36	12/11/17 14:36	MCG
Wet Chemistry by Method 4500CO2 D-2011	WG1050810	1	12/11/17 14:36	12/11/17 14:36	MCG
Wet Chemistry by Method 9056A	WG1050751	1	12/07/17 16:36	12/07/17 16:36	KCF
Volatile Organic Compounds (GC) by Method RSK175	WG1052064	1	12/11/17 11:13	12/11/17 11:13	BG
Volatile Organic Compounds (GC/MS) by Method 8260B	WG1050994	1000	12/08/17 07:30	12/08/17 07:30	LRL

Collected by: M. Warren  
 Collected date/time: 12/06/17 10:40  
 Received date/time: 12/07/17 08:45

9 Sc

## MW-41-120617 L955704-20 GW

Method	Batch	Dilution	Preparation date/time	Analysis date/time	Analyst
Volatile Organic Compounds (GC/MS) by Method 8260B	WG1050994	1	12/08/17 07:50	12/08/17 07:50	LRL

Collected by: M. Warren  
 Collected date/time: 12/06/17 12:15  
 Received date/time: 12/07/17 08:45

## MW-25B-120617 L955704-21 GW

Method	Batch	Dilution	Preparation date/time	Analysis date/time	Analyst
Volatile Organic Compounds (GC/MS) by Method 8260B	WG1050994	1	12/08/17 08:10	12/08/17 08:10	LRL

Collected by: M. Warren  
 Collected date/time: 12/06/17 12:40  
 Received date/time: 12/07/17 08:45

## MW-25-120617 L955704-22 GW

Method	Batch	Dilution	Preparation date/time	Analysis date/time	Analyst
Wet Chemistry by Method 2320 B-2011	WG1050810	1	12/11/17 14:41	12/11/17 14:41	MCG
Wet Chemistry by Method 4500CO2 D-2011	WG1050810	1	12/11/17 14:41	12/11/17 14:41	MCG
Wet Chemistry by Method 9056A	WG1050751	1	12/07/17 16:50	12/07/17 16:50	KCF
Volatile Organic Compounds (GC) by Method RSK175	WG1052064	1	12/11/17 11:20	12/11/17 11:20	BG
Volatile Organic Compounds (GC/MS) by Method 8260B	WG1050996	1	12/07/17 22:02	12/07/17 22:02	DWR

Collected by: M. Warren  
 Collected date/time: 12/06/17 12:45  
 Received date/time: 12/07/17 08:45

# SAMPLE SUMMARY



## MW-35-120617 L955704-23 GW

Collected by  
M. Warren  
Collected date/time  
12/06/17 13:05  
Received date/time  
12/07/17 08:45

Method	Batch	Dilution	Preparation date/time	Analysis date/time	Analyst
Wet Chemistry by Method 2320 B-2011	WG1050810	1	12/11/17 14:47	12/11/17 14:47	MCG
Wet Chemistry by Method 4500CO2 D-2011	WG1050810	1	12/11/17 14:47	12/11/17 14:47	MCG
Wet Chemistry by Method 9056A	WG1050751	1	12/07/17 17:58	12/07/17 17:58	KCF
Volatile Organic Compounds (GC) by Method RSK175	WG1052064	1	12/11/17 13:31	12/11/17 13:31	BG
Volatile Organic Compounds (GC/MS) by Method 8260B	WG1050996	1	12/07/17 22:22	12/07/17 22:22	DWR

1  
Cp

2  
Tc

3  
Ss

4  
Cn

## MW-49-120617 L955704-24 GW

Collected by  
M. Warren  
Collected date/time  
12/06/17 13:20  
Received date/time  
12/07/17 08:45

Method	Batch	Dilution	Preparation date/time	Analysis date/time	Analyst
Volatile Organic Compounds (GC/MS) by Method 8260B	WG1050996	1	12/07/17 22:41	12/07/17 22:41	DWR

5  
Sr

6  
Qc

## MW-12B-120617 L955704-25 GW

Collected by  
M. Warren  
Collected date/time  
12/06/17 13:35  
Received date/time  
12/07/17 08:45

Method	Batch	Dilution	Preparation date/time	Analysis date/time	Analyst
Volatile Organic Compounds (GC/MS) by Method 8260B	WG1050996	1	12/07/17 23:01	12/07/17 23:01	DWR

7  
Gl

8  
Al

9  
Sc

## MW-12-120617 L955704-26 GW

Collected by  
M. Warren  
Collected date/time  
12/06/17 13:45  
Received date/time  
12/07/17 08:45

Method	Batch	Dilution	Preparation date/time	Analysis date/time	Analyst
Wet Chemistry by Method 2320 B-2011	WG1050810	1	12/11/17 14:53	12/11/17 14:53	MCG
Wet Chemistry by Method 4500CO2 D-2011	WG1050810	1	12/11/17 14:53	12/11/17 14:53	MCG
Wet Chemistry by Method 9056A	WG1050751	1	12/07/17 18:12	12/07/17 18:12	KCF
Volatile Organic Compounds (GC) by Method RSK175	WG1052064	1	12/11/17 13:36	12/11/17 13:36	BG
Volatile Organic Compounds (GC/MS) by Method 8260B	WG1050996	10	12/07/17 23:20	12/07/17 23:20	DWR

## MW-14-120617 L955704-27 GW

Collected by  
M. Warren  
Collected date/time  
12/06/17 14:25  
Received date/time  
12/07/17 08:45

Method	Batch	Dilution	Preparation date/time	Analysis date/time	Analyst
Volatile Organic Compounds (GC/MS) by Method 8260B	WG1050996	1	12/07/17 23:40	12/07/17 23:40	DWR

## MW-14B-120617 L955704-28 GW

Collected by  
M. Warren  
Collected date/time  
12/06/17 14:30  
Received date/time  
12/07/17 08:45

Method	Batch	Dilution	Preparation date/time	Analysis date/time	Analyst
Volatile Organic Compounds (GC/MS) by Method 8260B	WG1050996	1	12/08/17 00:00	12/08/17 00:00	DWR

## MW-13B-120617 L955704-29 GW

Collected by  
M. Warren  
Collected date/time  
12/06/17 14:40  
Received date/time  
12/07/17 08:45

Method	Batch	Dilution	Preparation date/time	Analysis date/time	Analyst
Volatile Organic Compounds (GC/MS) by Method 8260B	WG1050996	1	12/08/17 00:19	12/08/17 00:19	DWR
Volatile Organic Compounds (GC/MS) by Method 8260B	WG1050996	10	12/11/17 16:58	12/11/17 16:58	BMB

# SAMPLE SUMMARY



## MW-42-120617 L955704-30 GW

Method	Batch	Dilution	Preparation date/time	Analysis date/time	Analyst
Wet Chemistry by Method 2320 B-2011	WG1050810	1	12/11/17 14:59	12/11/17 14:59	MCG
Wet Chemistry by Method 4500CO2 D-2011	WG1050810	1	12/11/17 14:59	12/11/17 14:59	MCG
Wet Chemistry by Method 9056A	WG1050751	1	12/07/17 18:25	12/07/17 18:25	KCF
Volatile Organic Compounds (GC) by Method RSK175	WG1052064	1	12/11/17 11:50	12/11/17 11:50	BG
Volatile Organic Compounds (GC/MS) by Method 8260B	WG1050996	1	12/08/17 00:38	12/08/17 00:38	DWR

Collected by M. Warren  
 Collected date/time 12/06/17 12:30  
 Received date/time 12/07/17 08:45

- 1 Cp
- 2 Tc
- 3 Ss
- 4 Cn

## MW-50B-120617 L955704-31 GW

Method	Batch	Dilution	Preparation date/time	Analysis date/time	Analyst
Volatile Organic Compounds (GC/MS) by Method 8260B	WG1050996	1	12/08/17 00:58	12/08/17 00:58	DWR

Collected by M. Warren  
 Collected date/time 12/06/17 15:00  
 Received date/time 12/07/17 08:45

- 5 Sr
- 6 Qc
- 7 Gl

## MW-48B-120617 L955704-32 GW

Method	Batch	Dilution	Preparation date/time	Analysis date/time	Analyst
Volatile Organic Compounds (GC/MS) by Method 8260B	WG1050996	1	12/08/17 01:17	12/08/17 01:17	DWR

Collected by M. Warren  
 Collected date/time 12/06/17 15:10  
 Received date/time 12/07/17 08:45

- 8 Al
- 9 Sc

## MW-47-120617 L955704-33 GW

Method	Batch	Dilution	Preparation date/time	Analysis date/time	Analyst
Volatile Organic Compounds (GC/MS) by Method 8260B	WG1050996	1	12/08/17 01:37	12/08/17 01:37	DWR

Collected by M. Warren  
 Collected date/time 12/06/17 15:45  
 Received date/time 12/07/17 08:45

## MW-31-120617 L955704-34 GW

Method	Batch	Dilution	Preparation date/time	Analysis date/time	Analyst
Volatile Organic Compounds (GC/MS) by Method 8260B	WG1050996	1	12/08/17 01:57	12/08/17 01:57	DWR

Collected by M. Warren  
 Collected date/time 12/06/17 15:50  
 Received date/time 12/07/17 08:45

## MW-33T-120617 L955704-35 GW

Method	Batch	Dilution	Preparation date/time	Analysis date/time	Analyst
Volatile Organic Compounds (GC/MS) by Method 8260B	WG1050996	1	12/08/17 02:16	12/08/17 02:16	DWR

Collected by M. Warren  
 Collected date/time 12/06/17 16:00  
 Received date/time 12/07/17 08:45

## FB01-120617 L955704-36 GW

Method	Batch	Dilution	Preparation date/time	Analysis date/time	Analyst
Volatile Organic Compounds (GC/MS) by Method 8260B	WG1050996	1	12/08/17 02:36	12/08/17 02:36	DWR

Collected by M. Warren  
 Collected date/time 12/06/17 16:05  
 Received date/time 12/07/17 08:45

## TB01-120617 L955704-37 GW

Method	Batch	Dilution	Preparation date/time	Analysis date/time	Analyst
Volatile Organic Compounds (GC/MS) by Method 8260B	WG1050996	1	12/07/17 19:44	12/07/17 19:44	DWR

Collected by M. Warren  
 Collected date/time 12/06/17 15:05  
 Received date/time 12/07/17 08:45



All sample aliquots were received at the correct temperature, in the proper containers, with the appropriate preservatives, and within method specified holding times, unless qualified or notated within the report. All MDL (LOD) and RDL (LOQ) values reported for environmental samples have been corrected for the dilution factor used in the analysis. All radiochemical sample results for solids are reported on a dry weight basis with the exception of tritium, carbon-14 and radon, unless wet weight was requested by the client. All Method and Batch Quality Control are within established criteria except where addressed in this case narrative, a non-conformance form or properly qualified within the sample results. By my digital signature below, I affirm to the best of my knowledge, all problems/anomalies observed by the laboratory as having the potential to affect the quality of the data have been identified by the laboratory, and no information or data have been knowingly withheld that would affect the quality of the data.

Chris McCord  
Technical Service Representative

<sup>1</sup> Cp

<sup>2</sup> Tc

<sup>3</sup> Ss

<sup>4</sup> Cn

<sup>5</sup> Sr

<sup>6</sup> Qc

<sup>7</sup> Gl

<sup>8</sup> Al

<sup>9</sup> Sc



Volatile Organic Compounds (GC/MS) by Method 8260B

Analyte	Result	Qualifier	RDL	Dilution	Analysis	Batch
	ug/l		ug/l		date / time	
Benzene	ND		1.00	1	12/07/2017 19:08	<a href="#">WG1050755</a>
Toluene	ND		1.00	1	12/07/2017 19:08	<a href="#">WG1050755</a>
Ethylbenzene	ND		1.00	1	12/07/2017 19:08	<a href="#">WG1050755</a>
Total Xylenes	ND		3.00	1	12/07/2017 19:08	<a href="#">WG1050755</a>
Methyl tert-butyl ether	ND		1.00	1	12/07/2017 19:08	<a href="#">WG1050755</a>
Naphthalene	ND		5.00	1	12/07/2017 19:08	<a href="#">WG1050755</a>
1,2-Dichloroethane	ND		1.00	1	12/07/2017 19:08	<a href="#">WG1050755</a>
(S) Toluene-d8	106		80.0-120		12/07/2017 19:08	<a href="#">WG1050755</a>
(S) Dibromofluoromethane	90.3		76.0-123		12/07/2017 19:08	<a href="#">WG1050755</a>
(S) 4-Bromofluorobenzene	116		80.0-120		12/07/2017 19:08	<a href="#">WG1050755</a>

1 Cp

2 Tc

3 Ss

4 Cn

5 Sr

6 Qc

7 Gl

8 Al

9 Sc



Volatile Organic Compounds (GC/MS) by Method 8260B

Analyte	Result	Qualifier	RDL	Dilution	Analysis	Batch
	ug/l		ug/l		date / time	
Benzene	ND		1.00	1	12/08/2017 01:57	<a href="#">WG1050994</a>
Toluene	ND		1.00	1	12/08/2017 01:57	<a href="#">WG1050994</a>
Ethylbenzene	ND		1.00	1	12/08/2017 01:57	<a href="#">WG1050994</a>
Total Xylenes	ND		3.00	1	12/08/2017 01:57	<a href="#">WG1050994</a>
Methyl tert-butyl ether	ND		1.00	1	12/08/2017 01:57	<a href="#">WG1050994</a>
Naphthalene	ND		5.00	1	12/08/2017 01:57	<a href="#">WG1050994</a>
1,2-Dichloroethane	ND		1.00	1	12/08/2017 01:57	<a href="#">WG1050994</a>
(S) Toluene-d8	102		80.0-120		12/08/2017 01:57	<a href="#">WG1050994</a>
(S) Dibromofluoromethane	97.6		76.0-123		12/08/2017 01:57	<a href="#">WG1050994</a>
(S) 4-Bromofluorobenzene	98.7		80.0-120		12/08/2017 01:57	<a href="#">WG1050994</a>

- 1 Cp
- 2 Tc
- 3 Ss
- 4 Cn
- 5 Sr
- 6 Qc
- 7 Gl
- 8 Al
- 9 Sc



Volatile Organic Compounds (GC/MS) by Method 8260B

Analyte	Result	Qualifier	RDL	Dilution	Analysis	Batch
	ug/l		ug/l		date / time	
Benzene	693		10.0	10	12/08/2017 02:17	<a href="#">WG1050994</a>
Toluene	17.0		10.0	10	12/08/2017 02:17	<a href="#">WG1050994</a>
Ethylbenzene	ND		10.0	10	12/08/2017 02:17	<a href="#">WG1050994</a>
Total Xylenes	408		30.0	10	12/08/2017 02:17	<a href="#">WG1050994</a>
Methyl tert-butyl ether	99.5		10.0	10	12/08/2017 02:17	<a href="#">WG1050994</a>
Naphthalene	ND		50.0	10	12/08/2017 02:17	<a href="#">WG1050994</a>
1,2-Dichloroethane	ND		10.0	10	12/08/2017 02:17	<a href="#">WG1050994</a>
(S) Toluene-d8	101		80.0-120		12/08/2017 02:17	<a href="#">WG1050994</a>
(S) Dibromofluoromethane	98.7		76.0-123		12/08/2017 02:17	<a href="#">WG1050994</a>
(S) 4-Bromofluorobenzene	97.9		80.0-120		12/08/2017 02:17	<a href="#">WG1050994</a>

- 1 Cp
- 2 Tc
- 3 Ss
- 4 Cn
- 5 Sr
- 6 Qc
- 7 Gl
- 8 Al
- 9 Sc





Volatile Organic Compounds (GC/MS) by Method 8260B

Analyte	Result	Qualifier	RDL	Dilution	Analysis date / time	Batch
Benzene	ND		1.00	1	12/08/2017 02:36	<a href="#">WG1050994</a>
Toluene	2.48		1.00	1	12/08/2017 02:36	<a href="#">WG1050994</a>
Ethylbenzene	1.20		1.00	1	12/08/2017 02:36	<a href="#">WG1050994</a>
Total Xylenes	7.93		3.00	1	12/08/2017 02:36	<a href="#">WG1050994</a>
Methyl tert-butyl ether	ND		1.00	1	12/08/2017 02:36	<a href="#">WG1050994</a>
Naphthalene	ND		5.00	1	12/08/2017 02:36	<a href="#">WG1050994</a>
1,2-Dichloroethane	ND		1.00	1	12/08/2017 02:36	<a href="#">WG1050994</a>
(S) Toluene-d8	104		80.0-120		12/08/2017 02:36	<a href="#">WG1050994</a>
(S) Dibromofluoromethane	95.9		76.0-123		12/08/2017 02:36	<a href="#">WG1050994</a>
(S) 4-Bromofluorobenzene	98.8		80.0-120		12/08/2017 02:36	<a href="#">WG1050994</a>

1 Cp

2 Tc

3 Ss

4 Cn

5 Sr

6 Qc

7 Gl

8 Al

9 Sc



Volatile Organic Compounds (GC/MS) by Method 8260B

Analyte	Result	Qualifier	RDL	Dilution	Analysis	Batch
	ug/l		ug/l		date / time	
Benzene	4.97		1.00	1	12/08/2017 02:56	<a href="#">WG1050994</a>
Toluene	ND		1.00	1	12/08/2017 02:56	<a href="#">WG1050994</a>
Ethylbenzene	ND		1.00	1	12/08/2017 02:56	<a href="#">WG1050994</a>
Total Xylenes	7.74		3.00	1	12/08/2017 02:56	<a href="#">WG1050994</a>
Methyl tert-butyl ether	85.5		1.00	1	12/08/2017 02:56	<a href="#">WG1050994</a>
Naphthalene	ND		5.00	1	12/08/2017 02:56	<a href="#">WG1050994</a>
1,2-Dichloroethane	ND		1.00	1	12/08/2017 02:56	<a href="#">WG1050994</a>
<i>(S) Toluene-d8</i>	102		80.0-120		12/08/2017 02:56	<a href="#">WG1050994</a>
<i>(S) Dibromofluoromethane</i>	98.2		76.0-123		12/08/2017 02:56	<a href="#">WG1050994</a>
<i>(S) 4-Bromofluorobenzene</i>	98.7		80.0-120		12/08/2017 02:56	<a href="#">WG1050994</a>

- 1 Cp
- 2 Tc
- 3 Ss
- 4 Cn
- 5 Sr
- 6 Qc
- 7 Gl
- 8 Al
- 9 Sc



Volatile Organic Compounds (GC/MS) by Method 8260B

Analyte	Result	Qualifier	RDL	Dilution	Analysis	Batch
	ug/l		ug/l		date / time	
Benzene	ND		1.00	1	12/08/2017 03:15	<a href="#">WG1050994</a>
Toluene	ND		1.00	1	12/08/2017 03:15	<a href="#">WG1050994</a>
Ethylbenzene	ND		1.00	1	12/08/2017 03:15	<a href="#">WG1050994</a>
Total Xylenes	ND		3.00	1	12/08/2017 03:15	<a href="#">WG1050994</a>
Methyl tert-butyl ether	ND		1.00	1	12/08/2017 03:15	<a href="#">WG1050994</a>
Naphthalene	ND		5.00	1	12/08/2017 03:15	<a href="#">WG1050994</a>
1,2-Dichloroethane	ND		1.00	1	12/08/2017 03:15	<a href="#">WG1050994</a>
(S) Toluene-d8	102		80.0-120		12/08/2017 03:15	<a href="#">WG1050994</a>
(S) Dibromofluoromethane	98.4		76.0-123		12/08/2017 03:15	<a href="#">WG1050994</a>
(S) 4-Bromofluorobenzene	100		80.0-120		12/08/2017 03:15	<a href="#">WG1050994</a>

- 1 Cp
- 2 Tc
- 3 Ss
- 4 Cn
- 5 Sr
- 6 Qc
- 7 Gl
- 8 Al
- 9 Sc



Volatile Organic Compounds (GC/MS) by Method 8260B

Analyte	Result	Qualifier	RDL	Dilution	Analysis	Batch
	ug/l		ug/l		date / time	
Benzene	ND		1.00	1	12/08/2017 03:35	<a href="#">WG1050994</a>
Toluene	ND		1.00	1	12/08/2017 03:35	<a href="#">WG1050994</a>
Ethylbenzene	ND		1.00	1	12/08/2017 03:35	<a href="#">WG1050994</a>
Total Xylenes	ND		3.00	1	12/08/2017 03:35	<a href="#">WG1050994</a>
Methyl tert-butyl ether	ND		1.00	1	12/08/2017 03:35	<a href="#">WG1050994</a>
Naphthalene	ND		5.00	1	12/08/2017 03:35	<a href="#">WG1050994</a>
1,2-Dichloroethane	ND		1.00	1	12/08/2017 03:35	<a href="#">WG1050994</a>
(S) Toluene-d8	103		80.0-120		12/08/2017 03:35	<a href="#">WG1050994</a>
(S) Dibromofluoromethane	97.7		76.0-123		12/08/2017 03:35	<a href="#">WG1050994</a>
(S) 4-Bromofluorobenzene	99.2		80.0-120		12/08/2017 03:35	<a href="#">WG1050994</a>

- 1 Cp
- 2 Tc
- 3 Ss
- 4 Cn
- 5 Sr
- 6 Qc
- 7 Gl
- 8 Al
- 9 Sc



Volatile Organic Compounds (GC/MS) by Method 8260B

Analyte	Result	Qualifier	RDL	Dilution	Analysis	Batch
	ug/l		ug/l		date / time	
Benzene	ND		1.00	1	12/08/2017 03:55	<a href="#">WG1050994</a>
Toluene	ND		1.00	1	12/08/2017 03:55	<a href="#">WG1050994</a>
Ethylbenzene	ND		1.00	1	12/08/2017 03:55	<a href="#">WG1050994</a>
Total Xylenes	ND		3.00	1	12/08/2017 03:55	<a href="#">WG1050994</a>
Methyl tert-butyl ether	ND		1.00	1	12/08/2017 03:55	<a href="#">WG1050994</a>
Naphthalene	ND		5.00	1	12/08/2017 03:55	<a href="#">WG1050994</a>
1,2-Dichloroethane	ND		1.00	1	12/08/2017 03:55	<a href="#">WG1050994</a>
(S) Toluene-d8	103		80.0-120		12/08/2017 03:55	<a href="#">WG1050994</a>
(S) Dibromofluoromethane	99.2		76.0-123		12/08/2017 03:55	<a href="#">WG1050994</a>
(S) 4-Bromofluorobenzene	98.8		80.0-120		12/08/2017 03:55	<a href="#">WG1050994</a>

- 1 Cp
- 2 Tc
- 3 Ss
- 4 Cn
- 5 Sr
- 6 Qc
- 7 Gl
- 8 Al
- 9 Sc



Volatile Organic Compounds (GC/MS) by Method 8260B

Analyte	Result	Qualifier	RDL	Dilution	Analysis	Batch
	ug/l		ug/l		date / time	
Benzene	ND		1.00	1	12/08/2017 04:15	<a href="#">WG1050994</a>
Toluene	ND		1.00	1	12/08/2017 04:15	<a href="#">WG1050994</a>
Ethylbenzene	ND		1.00	1	12/08/2017 04:15	<a href="#">WG1050994</a>
Total Xylenes	ND		3.00	1	12/08/2017 04:15	<a href="#">WG1050994</a>
Methyl tert-butyl ether	ND		1.00	1	12/08/2017 04:15	<a href="#">WG1050994</a>
Naphthalene	ND		5.00	1	12/08/2017 04:15	<a href="#">WG1050994</a>
1,2-Dichloroethane	ND		1.00	1	12/08/2017 04:15	<a href="#">WG1050994</a>
(S) Toluene-d8	103		80.0-120		12/08/2017 04:15	<a href="#">WG1050994</a>
(S) Dibromofluoromethane	99.2		76.0-123		12/08/2017 04:15	<a href="#">WG1050994</a>
(S) 4-Bromofluorobenzene	96.3		80.0-120		12/08/2017 04:15	<a href="#">WG1050994</a>

- 1 Cp
- 2 Tc
- 3 Ss
- 4 Cn
- 5 Sr
- 6 Qc
- 7 Gl
- 8 Al
- 9 Sc



Volatile Organic Compounds (GC/MS) by Method 8260B

Analyte	Result	Qualifier	RDL	Dilution	Analysis	Batch
	ug/l		ug/l		date / time	
Benzene	ND		1.00	1	12/08/2017 04:34	<a href="#">WG1050994</a>
Toluene	ND		1.00	1	12/08/2017 04:34	<a href="#">WG1050994</a>
Ethylbenzene	ND		1.00	1	12/08/2017 04:34	<a href="#">WG1050994</a>
Total Xylenes	ND		3.00	1	12/08/2017 04:34	<a href="#">WG1050994</a>
Methyl tert-butyl ether	ND		1.00	1	12/08/2017 04:34	<a href="#">WG1050994</a>
Naphthalene	ND		5.00	1	12/08/2017 04:34	<a href="#">WG1050994</a>
1,2-Dichloroethane	ND		1.00	1	12/08/2017 04:34	<a href="#">WG1050994</a>
(S) Toluene-d8	103		80.0-120		12/08/2017 04:34	<a href="#">WG1050994</a>
(S) Dibromofluoromethane	95.6		76.0-123		12/08/2017 04:34	<a href="#">WG1050994</a>
(S) 4-Bromofluorobenzene	101		80.0-120		12/08/2017 04:34	<a href="#">WG1050994</a>

- 1 Cp
- 2 Tc
- 3 Ss
- 4 Cn
- 5 Sr
- 6 Qc
- 7 Gl
- 8 Al
- 9 Sc



Volatile Organic Compounds (GC/MS) by Method 8260B

Analyte	Result	Qualifier	RDL	Dilution	Analysis	Batch
	ug/l		ug/l		date / time	
Benzene	ND		1.00	1	12/08/2017 04:54	<a href="#">WG1050994</a>
Toluene	ND		1.00	1	12/08/2017 04:54	<a href="#">WG1050994</a>
Ethylbenzene	ND		1.00	1	12/08/2017 04:54	<a href="#">WG1050994</a>
Total Xylenes	ND		3.00	1	12/08/2017 04:54	<a href="#">WG1050994</a>
Methyl tert-butyl ether	2.93		1.00	1	12/08/2017 04:54	<a href="#">WG1050994</a>
Naphthalene	ND		5.00	1	12/08/2017 04:54	<a href="#">WG1050994</a>
1,2-Dichloroethane	ND		1.00	1	12/08/2017 04:54	<a href="#">WG1050994</a>
(S) Toluene-d8	105		80.0-120		12/08/2017 04:54	<a href="#">WG1050994</a>
(S) Dibromofluoromethane	97.5		76.0-123		12/08/2017 04:54	<a href="#">WG1050994</a>
(S) 4-Bromofluorobenzene	98.9		80.0-120		12/08/2017 04:54	<a href="#">WG1050994</a>

- 1 Cp
- 2 Tc
- 3 Ss
- 4 Cn
- 5 Sr
- 6 Qc
- 7 Gl
- 8 Al
- 9 Sc





Volatile Organic Compounds (GC/MS) by Method 8260B

Analyte	Result	Qualifier	RDL	Dilution	Analysis	Batch
	ug/l		ug/l		date / time	
Benzene	102		1.00	1	12/08/2017 05:13	<a href="#">WG1050994</a>
Toluene	ND		1.00	1	12/08/2017 05:13	<a href="#">WG1050994</a>
Ethylbenzene	ND		1.00	1	12/08/2017 05:13	<a href="#">WG1050994</a>
Total Xylenes	86.1		3.00	1	12/08/2017 05:13	<a href="#">WG1050994</a>
Methyl tert-butyl ether	38.0		1.00	1	12/08/2017 05:13	<a href="#">WG1050994</a>
Naphthalene	ND		5.00	1	12/08/2017 05:13	<a href="#">WG1050994</a>
1,2-Dichloroethane	ND		1.00	1	12/08/2017 05:13	<a href="#">WG1050994</a>
(S) Toluene-d8	104		80.0-120		12/08/2017 05:13	<a href="#">WG1050994</a>
(S) Dibromofluoromethane	96.6		76.0-123		12/08/2017 05:13	<a href="#">WG1050994</a>
(S) 4-Bromofluorobenzene	98.2		80.0-120		12/08/2017 05:13	<a href="#">WG1050994</a>

- 1 Cp
- 2 Tc
- 3 Ss
- 4 Cn
- 5 Sr
- 6 Qc
- 7 Gl
- 8 Al
- 9 Sc



Volatile Organic Compounds (GC/MS) by Method 8260B

Analyte	Result	Qualifier	RDL	Dilution	Analysis	Batch
	ug/l		ug/l		date / time	
Benzene	1760		50.0	50	12/09/2017 06:41	<a href="#">WG1050994</a>
Toluene	3630		50.0	50	12/09/2017 06:41	<a href="#">WG1050994</a>
Ethylbenzene	239		50.0	50	12/09/2017 06:41	<a href="#">WG1050994</a>
Total Xylenes	1380		150	50	12/09/2017 06:41	<a href="#">WG1050994</a>
Methyl tert-butyl ether	135		1.00	1	12/08/2017 05:32	<a href="#">WG1050994</a>
Naphthalene	37.6		5.00	1	12/08/2017 05:32	<a href="#">WG1050994</a>
1,2-Dichloroethane	ND		1.00	1	12/08/2017 05:32	<a href="#">WG1050994</a>
(S) Toluene-d8	95.9		80.0-120		12/09/2017 06:41	<a href="#">WG1050994</a>
(S) Toluene-d8	103		80.0-120		12/08/2017 05:32	<a href="#">WG1050994</a>
(S) Dibromofluoromethane	98.2		76.0-123		12/09/2017 06:41	<a href="#">WG1050994</a>
(S) Dibromofluoromethane	109		76.0-123		12/08/2017 05:32	<a href="#">WG1050994</a>
(S) 4-Bromofluorobenzene	99.7		80.0-120		12/08/2017 05:32	<a href="#">WG1050994</a>
(S) 4-Bromofluorobenzene	98.5		80.0-120		12/09/2017 06:41	<a href="#">WG1050994</a>

- 1 Cp
- 2 Tc
- 3 Ss
- 4 Cn
- 5 Sr
- 6 Qc
- 7 Gl
- 8 Al
- 9 Sc



Volatile Organic Compounds (GC/MS) by Method 8260B

Analyte	Result	Qualifier	RDL	Dilution	Analysis date / time	Batch
Benzene	491		50.0	50	12/09/2017 07:00	<a href="#">WG1050994</a>
Toluene	1050		50.0	50	12/09/2017 07:00	<a href="#">WG1050994</a>
Ethylbenzene	56.0		50.0	50	12/09/2017 07:00	<a href="#">WG1050994</a>
Total Xylenes	408		150	50	12/09/2017 07:00	<a href="#">WG1050994</a>
Methyl tert-butyl ether	117		1.00	1	12/08/2017 05:52	<a href="#">WG1050994</a>
Naphthalene	35.4		5.00	1	12/08/2017 05:52	<a href="#">WG1050994</a>
1,2-Dichloroethane	ND		1.00	1	12/08/2017 05:52	<a href="#">WG1050994</a>
(S) Toluene-d8	104		80.0-120		12/08/2017 05:52	<a href="#">WG1050994</a>
(S) Toluene-d8	97.0		80.0-120		12/09/2017 07:00	<a href="#">WG1050994</a>
(S) Dibromofluoromethane	104		76.0-123		12/08/2017 05:52	<a href="#">WG1050994</a>
(S) Dibromofluoromethane	98.8		76.0-123		12/09/2017 07:00	<a href="#">WG1050994</a>
(S) 4-Bromofluorobenzene	98.8		80.0-120		12/08/2017 05:52	<a href="#">WG1050994</a>
(S) 4-Bromofluorobenzene	97.6		80.0-120		12/09/2017 07:00	<a href="#">WG1050994</a>

- 1 Cp
- 2 Tc
- 3 Ss
- 4 Cn
- 5 Sr
- 6 Qc
- 7 Gl
- 8 Al
- 9 Sc



Wet Chemistry by Method 2320 B-2011

Analyte	Result	Qualifier	RDL	Dilution	Analysis	Batch
	ug/l		ug/l		date / time	
Alkalinity	ND		20000	1	12/11/2017 14:30	<a href="#">WG1050810</a>

Sample Narrative:

L955704-15 WG1050810: Endpoint pH 4.5

Wet Chemistry by Method 4500CO2 D-2011

Analyte	Result	Qualifier	RDL	Dilution	Analysis	Batch
	ug/l		ug/l		date / time	
Free Carbon Dioxide	ND	<u>T8</u>	20000	1	12/11/2017 14:30	<a href="#">WG1050810</a>

Sample Narrative:

L955704-15 WG1050810: Endpoint pH 4.5

Wet Chemistry by Method 9056A

Analyte	Result	Qualifier	RDL	Dilution	Analysis	Batch
	ug/l		ug/l		date / time	
Nitrate as (N)	670		100	1	12/08/2017 09:09	<a href="#">WG1051268</a>
Sulfate	ND		5000	1	12/08/2017 09:09	<a href="#">WG1051268</a>

Volatile Organic Compounds (GC) by Method RSK175

Analyte	Result	Qualifier	RDL	Dilution	Analysis	Batch
	ug/l		ug/l		date / time	
Methane	ND		10.0	1	12/11/2017 11:10	<a href="#">WG1052064</a>
Ethane	ND		13.0	1	12/11/2017 11:10	<a href="#">WG1052064</a>
Ethene	ND		13.0	1	12/11/2017 11:10	<a href="#">WG1052064</a>

Volatile Organic Compounds (GC/MS) by Method 8260B

Analyte	Result	Qualifier	RDL	Dilution	Analysis	Batch
	ug/l		ug/l		date / time	
Benzene	ND		1.00	1	12/09/2017 07:19	<a href="#">WG1050994</a>
Toluene	1.60		1.00	1	12/09/2017 07:19	<a href="#">WG1050994</a>
Ethylbenzene	ND		1.00	1	12/08/2017 06:12	<a href="#">WG1050994</a>
Total Xylenes	4.64		3.00	1	12/09/2017 07:19	<a href="#">WG1050994</a>
Methyl tert-butyl ether	140		1.00	1	12/08/2017 06:12	<a href="#">WG1050994</a>
Naphthalene	ND		5.00	1	12/08/2017 06:12	<a href="#">WG1050994</a>
1,2-Dichloroethane	ND		1.00	1	12/08/2017 06:12	<a href="#">WG1050994</a>
(S) Toluene-d8	104		80.0-120		12/08/2017 06:12	<a href="#">WG1050994</a>
(S) Toluene-d8	96.8		80.0-120		12/09/2017 07:19	<a href="#">WG1050994</a>
(S) Dibromofluoromethane	94.8		76.0-123		12/08/2017 06:12	<a href="#">WG1050994</a>
(S) Dibromofluoromethane	97.8		76.0-123		12/09/2017 07:19	<a href="#">WG1050994</a>
(S) 4-Bromofluorobenzene	100		80.0-120		12/09/2017 07:19	<a href="#">WG1050994</a>
(S) 4-Bromofluorobenzene	99.5		80.0-120		12/08/2017 06:12	<a href="#">WG1050994</a>

- 1 Cp
- 2 Tc
- 3 Ss
- 4 Cn
- 5 Sr
- 6 Qc
- 7 Gl
- 8 Al
- 9 Sc



Volatile Organic Compounds (GC/MS) by Method 8260B

Analyte	Result	Qualifier	RDL	Dilution	Analysis	Batch
	ug/l		ug/l		date / time	
Benzene	169		10.0	10	12/08/2017 06:31	<a href="#">WG1050994</a>
Toluene	29.7		10.0	10	12/08/2017 06:31	<a href="#">WG1050994</a>
Ethylbenzene	ND		10.0	10	12/08/2017 06:31	<a href="#">WG1050994</a>
Total Xylenes	69.9		30.0	10	12/08/2017 06:31	<a href="#">WG1050994</a>
Methyl tert-butyl ether	218		10.0	10	12/08/2017 06:31	<a href="#">WG1050994</a>
Naphthalene	ND		50.0	10	12/08/2017 06:31	<a href="#">WG1050994</a>
1,2-Dichloroethane	ND		10.0	10	12/08/2017 06:31	<a href="#">WG1050994</a>
(S) Toluene-d8	102		80.0-120		12/08/2017 06:31	<a href="#">WG1050994</a>
(S) Dibromofluoromethane	95.5		76.0-123		12/08/2017 06:31	<a href="#">WG1050994</a>
(S) 4-Bromofluorobenzene	99.3		80.0-120		12/08/2017 06:31	<a href="#">WG1050994</a>

- 1 Cp
- 2 Tc
- 3 Ss
- 4 Cn
- 5 Sr
- 6 Qc
- 7 Gl
- 8 Al
- 9 Sc



Volatile Organic Compounds (GC/MS) by Method 8260B

Analyte	Result	Qualifier	RDL	Dilution	Analysis	Batch
	ug/l		ug/l		date / time	
Benzene	345		50.0	50	12/08/2017 06:51	<a href="#">WG1050994</a>
Toluene	68.5		50.0	50	12/08/2017 06:51	<a href="#">WG1050994</a>
Ethylbenzene	ND		50.0	50	12/08/2017 06:51	<a href="#">WG1050994</a>
Total Xylenes	150		150	50	12/08/2017 06:51	<a href="#">WG1050994</a>
Methyl tert-butyl ether	355		50.0	50	12/08/2017 06:51	<a href="#">WG1050994</a>
Naphthalene	ND		250	50	12/08/2017 06:51	<a href="#">WG1050994</a>
1,2-Dichloroethane	ND		50.0	50	12/08/2017 06:51	<a href="#">WG1050994</a>
<i>(S) Toluene-d8</i>	103		80.0-120		12/08/2017 06:51	<a href="#">WG1050994</a>
<i>(S) Dibromofluoromethane</i>	94.6		76.0-123		12/08/2017 06:51	<a href="#">WG1050994</a>
<i>(S) 4-Bromofluorobenzene</i>	99.8		80.0-120		12/08/2017 06:51	<a href="#">WG1050994</a>

- 1 Cp
- 2 Tc
- 3 Ss
- 4 Cn
- 5 Sr
- 6 Qc
- 7 Gl
- 8 Al
- 9 Sc



Volatile Organic Compounds (GC/MS) by Method 8260B

Analyte	Result	Qualifier	RDL	Dilution	Analysis	Batch
	ug/l		ug/l		date / time	
Benzene	286		10.0	10	12/09/2017 07:39	<a href="#">WG1050994</a>
Toluene	31.3		1.00	1	12/08/2017 07:11	<a href="#">WG1050994</a>
Ethylbenzene	ND		1.00	1	12/08/2017 07:11	<a href="#">WG1050994</a>
Total Xylenes	131		3.00	1	12/08/2017 07:11	<a href="#">WG1050994</a>
Methyl tert-butyl ether	353		10.0	10	12/09/2017 07:39	<a href="#">WG1050994</a>
Naphthalene	ND		5.00	1	12/08/2017 07:11	<a href="#">WG1050994</a>
1,2-Dichloroethane	ND		1.00	1	12/08/2017 07:11	<a href="#">WG1050994</a>
(S) Toluene-d8	103		80.0-120		12/08/2017 07:11	<a href="#">WG1050994</a>
(S) Toluene-d8	94.1		80.0-120		12/09/2017 07:39	<a href="#">WG1050994</a>
(S) Dibromofluoromethane	96.2		76.0-123		12/08/2017 07:11	<a href="#">WG1050994</a>
(S) Dibromofluoromethane	96.7		76.0-123		12/09/2017 07:39	<a href="#">WG1050994</a>
(S) 4-Bromofluorobenzene	97.7		80.0-120		12/09/2017 07:39	<a href="#">WG1050994</a>
(S) 4-Bromofluorobenzene	99.5		80.0-120		12/08/2017 07:11	<a href="#">WG1050994</a>

- 1 Cp
- 2 Tc
- 3 Ss
- 4 Cn
- 5 Sr
- 6 Qc
- 7 Gl
- 8 Al
- 9 Sc



Wet Chemistry by Method 2320 B-2011

Analyte	Result	Qualifier	RDL	Dilution	Analysis	Batch
	ug/l		ug/l		date / time	
Alkalinity	25500		20000	1	12/11/2017 14:36	<a href="#">WG1050810</a>

Sample Narrative:

L955704-19 WG1050810: Endpoint pH 4.5

Wet Chemistry by Method 4500CO2 D-2011

Analyte	Result	Qualifier	RDL	Dilution	Analysis	Batch
	ug/l		ug/l		date / time	
Free Carbon Dioxide	22100	<u>T8</u>	20000	1	12/11/2017 14:36	<a href="#">WG1050810</a>

Sample Narrative:

L955704-19 WG1050810: Endpoint pH 4.5

Wet Chemistry by Method 9056A

Analyte	Result	Qualifier	RDL	Dilution	Analysis	Batch
	ug/l		ug/l		date / time	
Nitrate as (N)	ND		100	1	12/07/2017 16:36	<a href="#">WG1050751</a>
Sulfate	ND		5000	1	12/07/2017 16:36	<a href="#">WG1050751</a>

Volatile Organic Compounds (GC) by Method RSK175

Analyte	Result	Qualifier	RDL	Dilution	Analysis	Batch
	ug/l		ug/l		date / time	
Methane	65.2		10.0	1	12/11/2017 11:13	<a href="#">WG1052064</a>
Ethane	ND		13.0	1	12/11/2017 11:13	<a href="#">WG1052064</a>
Ethene	ND		13.0	1	12/11/2017 11:13	<a href="#">WG1052064</a>

Volatile Organic Compounds (GC/MS) by Method 8260B

Analyte	Result	Qualifier	RDL	Dilution	Analysis	Batch
	ug/l		ug/l		date / time	
Benzene	14300		1000	1000	12/08/2017 07:30	<a href="#">WG1050994</a>
Toluene	22300		1000	1000	12/08/2017 07:30	<a href="#">WG1050994</a>
Ethylbenzene	ND		1000	1000	12/08/2017 07:30	<a href="#">WG1050994</a>
Total Xylenes	10100		3000	1000	12/08/2017 07:30	<a href="#">WG1050994</a>
Methyl tert-butyl ether	ND		1000	1000	12/08/2017 07:30	<a href="#">WG1050994</a>
Naphthalene	ND		5000	1000	12/08/2017 07:30	<a href="#">WG1050994</a>
1,2-Dichloroethane	ND		1000	1000	12/08/2017 07:30	<a href="#">WG1050994</a>
(S) Toluene-d8	103		80.0-120		12/08/2017 07:30	<a href="#">WG1050994</a>
(S) Dibromofluoromethane	98.6		76.0-123		12/08/2017 07:30	<a href="#">WG1050994</a>
(S) 4-Bromofluorobenzene	97.3		80.0-120		12/08/2017 07:30	<a href="#">WG1050994</a>

1 Cp

2 Tc

3 Ss

4 Cn

5 Sr

6 Qc

7 Gl

8 Al

9 Sc





Volatile Organic Compounds (GC/MS) by Method 8260B

Analyte	Result	Qualifier	RDL	Dilution	Analysis	Batch
	ug/l		ug/l		date / time	
Benzene	27.6		1.00	1	12/08/2017 07:50	<a href="#">WG1050994</a>
Toluene	ND		1.00	1	12/08/2017 07:50	<a href="#">WG1050994</a>
Ethylbenzene	ND		1.00	1	12/08/2017 07:50	<a href="#">WG1050994</a>
Total Xylenes	11.1		3.00	1	12/08/2017 07:50	<a href="#">WG1050994</a>
Methyl tert-butyl ether	1.62		1.00	1	12/08/2017 07:50	<a href="#">WG1050994</a>
Naphthalene	ND		5.00	1	12/08/2017 07:50	<a href="#">WG1050994</a>
1,2-Dichloroethane	ND		1.00	1	12/08/2017 07:50	<a href="#">WG1050994</a>
(S) Toluene-d8	105		80.0-120		12/08/2017 07:50	<a href="#">WG1050994</a>
(S) Dibromofluoromethane	94.8		76.0-123		12/08/2017 07:50	<a href="#">WG1050994</a>
(S) 4-Bromofluorobenzene	98.8		80.0-120		12/08/2017 07:50	<a href="#">WG1050994</a>

- 1 Cp
- 2 Tc
- 3 Ss
- 4 Cn
- 5 Sr
- 6 Qc
- 7 Gl
- 8 Al
- 9 Sc



Volatile Organic Compounds (GC/MS) by Method 8260B

Analyte	Result	Qualifier	RDL	Dilution	Analysis	Batch
	ug/l		ug/l		date / time	
Benzene	ND		1.00	1	12/08/2017 08:10	<a href="#">WG1050994</a>
Toluene	ND		1.00	1	12/08/2017 08:10	<a href="#">WG1050994</a>
Ethylbenzene	ND		1.00	1	12/08/2017 08:10	<a href="#">WG1050994</a>
Total Xylenes	ND		3.00	1	12/08/2017 08:10	<a href="#">WG1050994</a>
Methyl tert-butyl ether	ND		1.00	1	12/08/2017 08:10	<a href="#">WG1050994</a>
Naphthalene	ND		5.00	1	12/08/2017 08:10	<a href="#">WG1050994</a>
1,2-Dichloroethane	ND		1.00	1	12/08/2017 08:10	<a href="#">WG1050994</a>
(S) Toluene-d8	104		80.0-120		12/08/2017 08:10	<a href="#">WG1050994</a>
(S) Dibromofluoromethane	97.7		76.0-123		12/08/2017 08:10	<a href="#">WG1050994</a>
(S) 4-Bromofluorobenzene	95.8		80.0-120		12/08/2017 08:10	<a href="#">WG1050994</a>

- 1 Cp
- 2 Tc
- 3 Ss
- 4 Cn
- 5 Sr
- 6 Qc
- 7 Gl
- 8 Al
- 9 Sc



Wet Chemistry by Method 2320 B-2011

Analyte	Result	Qualifier	RDL	Dilution	Analysis	Batch
	ug/l		ug/l		date / time	
Alkalinity	ND		20000	1	12/11/2017 14:41	<a href="#">WG1050810</a>

Sample Narrative:

L955704-22 WG1050810: Endpoint pH 4.5

Wet Chemistry by Method 4500CO2 D-2011

Analyte	Result	Qualifier	RDL	Dilution	Analysis	Batch
	ug/l		ug/l		date / time	
Free Carbon Dioxide	20400	<u>T8</u>	20000	1	12/11/2017 14:41	<a href="#">WG1050810</a>

Sample Narrative:

L955704-22 WG1050810: Endpoint pH 4.5

Wet Chemistry by Method 9056A

Analyte	Result	Qualifier	RDL	Dilution	Analysis	Batch
	ug/l		ug/l		date / time	
Nitrate as (N)	ND		100	1	12/07/2017 16:50	<a href="#">WG1050751</a>
Sulfate	ND		5000	1	12/07/2017 16:50	<a href="#">WG1050751</a>

Volatile Organic Compounds (GC) by Method RSK175

Analyte	Result	Qualifier	RDL	Dilution	Analysis	Batch
	ug/l		ug/l		date / time	
Methane	42.2		10.0	1	12/11/2017 11:20	<a href="#">WG1052064</a>
Ethane	ND		13.0	1	12/11/2017 11:20	<a href="#">WG1052064</a>
Ethene	ND		13.0	1	12/11/2017 11:20	<a href="#">WG1052064</a>

Volatile Organic Compounds (GC/MS) by Method 8260B

Analyte	Result	Qualifier	RDL	Dilution	Analysis	Batch
	ug/l		ug/l		date / time	
Benzene	23.8		1.00	1	12/07/2017 22:02	<a href="#">WG1050996</a>
Toluene	ND		1.00	1	12/07/2017 22:02	<a href="#">WG1050996</a>
Ethylbenzene	1.84		1.00	1	12/07/2017 22:02	<a href="#">WG1050996</a>
Total Xylenes	60.5		3.00	1	12/07/2017 22:02	<a href="#">WG1050996</a>
Methyl tert-butyl ether	ND		1.00	1	12/07/2017 22:02	<a href="#">WG1050996</a>
Naphthalene	ND		5.00	1	12/07/2017 22:02	<a href="#">WG1050996</a>
1,2-Dichloroethane	ND		1.00	1	12/07/2017 22:02	<a href="#">WG1050996</a>
(S) Toluene-d8	102		80.0-120		12/07/2017 22:02	<a href="#">WG1050996</a>
(S) Dibromofluoromethane	109		76.0-123		12/07/2017 22:02	<a href="#">WG1050996</a>
(S) 4-Bromofluorobenzene	87.0		80.0-120		12/07/2017 22:02	<a href="#">WG1050996</a>

1 Cp

2 Tc

3 Ss

4 Cn

5 Sr

6 Qc

7 Gl

8 Al

9 Sc



Wet Chemistry by Method 2320 B-2011

Analyte	Result	Qualifier	RDL	Dilution	Analysis	Batch
	ug/l		ug/l		date / time	
Alkalinity	ND		20000	1	12/11/2017 14:47	<a href="#">WG1050810</a>

Sample Narrative:

L955704-23 WG1050810: Endpoint pH 4.5

Wet Chemistry by Method 4500CO2 D-2011

Analyte	Result	Qualifier	RDL	Dilution	Analysis	Batch
	ug/l		ug/l		date / time	
Free Carbon Dioxide	24200	<u>T8</u>	20000	1	12/11/2017 14:47	<a href="#">WG1050810</a>

Sample Narrative:

L955704-23 WG1050810: Endpoint pH 4.5

Wet Chemistry by Method 9056A

Analyte	Result	Qualifier	RDL	Dilution	Analysis	Batch
	ug/l		ug/l		date / time	
Nitrate as (N)	382		100	1	12/07/2017 17:58	<a href="#">WG1050751</a>
Sulfate	ND		5000	1	12/07/2017 17:58	<a href="#">WG1050751</a>

Volatile Organic Compounds (GC) by Method RSK175

Analyte	Result	Qualifier	RDL	Dilution	Analysis	Batch
	ug/l		ug/l		date / time	
Methane	ND		10.0	1	12/11/2017 13:31	<a href="#">WG1052064</a>
Ethane	ND		13.0	1	12/11/2017 13:31	<a href="#">WG1052064</a>
Ethene	ND		13.0	1	12/11/2017 13:31	<a href="#">WG1052064</a>

Volatile Organic Compounds (GC/MS) by Method 8260B

Analyte	Result	Qualifier	RDL	Dilution	Analysis	Batch
	ug/l		ug/l		date / time	
Benzene	ND		1.00	1	12/07/2017 22:22	<a href="#">WG1050996</a>
Toluene	ND		1.00	1	12/07/2017 22:22	<a href="#">WG1050996</a>
Ethylbenzene	ND		1.00	1	12/07/2017 22:22	<a href="#">WG1050996</a>
Total Xylenes	ND		3.00	1	12/07/2017 22:22	<a href="#">WG1050996</a>
Methyl tert-butyl ether	ND		1.00	1	12/07/2017 22:22	<a href="#">WG1050996</a>
Naphthalene	ND		5.00	1	12/07/2017 22:22	<a href="#">WG1050996</a>
1,2-Dichloroethane	ND		1.00	1	12/07/2017 22:22	<a href="#">WG1050996</a>
(S) Toluene-d8	103		80.0-120		12/07/2017 22:22	<a href="#">WG1050996</a>
(S) Dibromofluoromethane	109		76.0-123		12/07/2017 22:22	<a href="#">WG1050996</a>
(S) 4-Bromofluorobenzene	87.5		80.0-120		12/07/2017 22:22	<a href="#">WG1050996</a>

- 1 Cp
- 2 Tc
- 3 Ss
- 4 Cn
- 5 Sr
- 6 Qc
- 7 Gl
- 8 Al
- 9 Sc



Volatile Organic Compounds (GC/MS) by Method 8260B

Analyte	Result	Qualifier	RDL	Dilution	Analysis date / time	Batch
Benzene	ND		1.00	1	12/07/2017 22:41	<a href="#">WG1050996</a>
Toluene	ND		1.00	1	12/07/2017 22:41	<a href="#">WG1050996</a>
Ethylbenzene	ND		1.00	1	12/07/2017 22:41	<a href="#">WG1050996</a>
Total Xylenes	ND		3.00	1	12/07/2017 22:41	<a href="#">WG1050996</a>
Methyl tert-butyl ether	ND		1.00	1	12/07/2017 22:41	<a href="#">WG1050996</a>
Naphthalene	ND		5.00	1	12/07/2017 22:41	<a href="#">WG1050996</a>
1,2-Dichloroethane	ND		1.00	1	12/07/2017 22:41	<a href="#">WG1050996</a>
(S) Toluene-d8	104		80.0-120		12/07/2017 22:41	<a href="#">WG1050996</a>
(S) Dibromofluoromethane	110		76.0-123		12/07/2017 22:41	<a href="#">WG1050996</a>
(S) 4-Bromofluorobenzene	87.4		80.0-120		12/07/2017 22:41	<a href="#">WG1050996</a>

- 1 Cp
- 2 Tc
- 3 Ss
- 4 Cn
- 5 Sr
- 6 Qc
- 7 Gl
- 8 Al
- 9 Sc



Volatile Organic Compounds (GC/MS) by Method 8260B

Analyte	Result	Qualifier	RDL	Dilution	Analysis	Batch
	ug/l		ug/l		date / time	
Benzene	1.01		1.00	1	12/07/2017 23:01	<a href="#">WG1050996</a>
Toluene	ND		1.00	1	12/07/2017 23:01	<a href="#">WG1050996</a>
Ethylbenzene	ND		1.00	1	12/07/2017 23:01	<a href="#">WG1050996</a>
Total Xylenes	ND		3.00	1	12/07/2017 23:01	<a href="#">WG1050996</a>
Methyl tert-butyl ether	ND		1.00	1	12/07/2017 23:01	<a href="#">WG1050996</a>
Naphthalene	ND		5.00	1	12/07/2017 23:01	<a href="#">WG1050996</a>
1,2-Dichloroethane	ND		1.00	1	12/07/2017 23:01	<a href="#">WG1050996</a>
(S) Toluene-d8	102		80.0-120		12/07/2017 23:01	<a href="#">WG1050996</a>
(S) Dibromofluoromethane	111		76.0-123		12/07/2017 23:01	<a href="#">WG1050996</a>
(S) 4-Bromofluorobenzene	88.9		80.0-120		12/07/2017 23:01	<a href="#">WG1050996</a>

- 1 Cp
- 2 Tc
- 3 Ss
- 4 Cn
- 5 Sr
- 6 Qc
- 7 Gl
- 8 Al
- 9 Sc



Wet Chemistry by Method 2320 B-2011

Analyte	Result	Qualifier	RDL	Dilution	Analysis	Batch
	ug/l		ug/l		date / time	
Alkalinity	31600		20000	1	12/11/2017 14:53	<a href="#">WG1050810</a>

Sample Narrative:

L955704-26 WG1050810: Endpoint pH 4.5

Wet Chemistry by Method 4500CO2 D-2011

Analyte	Result	Qualifier	RDL	Dilution	Analysis	Batch
	ug/l		ug/l		date / time	
Free Carbon Dioxide	ND	<u>T8</u>	20000	1	12/11/2017 14:53	<a href="#">WG1050810</a>

Sample Narrative:

L955704-26 WG1050810: Endpoint pH 4.5

Wet Chemistry by Method 9056A

Analyte	Result	Qualifier	RDL	Dilution	Analysis	Batch
	ug/l		ug/l		date / time	
Nitrate as (N)	ND		100	1	12/07/2017 18:12	<a href="#">WG1050751</a>
Sulfate	ND		5000	1	12/07/2017 18:12	<a href="#">WG1050751</a>

Volatile Organic Compounds (GC) by Method RSK175

Analyte	Result	Qualifier	RDL	Dilution	Analysis	Batch
	ug/l		ug/l		date / time	
Methane	ND		10.0	1	12/11/2017 13:36	<a href="#">WG1052064</a>
Ethane	ND		13.0	1	12/11/2017 13:36	<a href="#">WG1052064</a>
Ethene	ND		13.0	1	12/11/2017 13:36	<a href="#">WG1052064</a>

Volatile Organic Compounds (GC/MS) by Method 8260B

Analyte	Result	Qualifier	RDL	Dilution	Analysis	Batch
	ug/l		ug/l		date / time	
Benzene	367		10.0	10	12/07/2017 23:20	<a href="#">WG1050996</a>
Toluene	1540		10.0	10	12/07/2017 23:20	<a href="#">WG1050996</a>
Ethylbenzene	137		10.0	10	12/07/2017 23:20	<a href="#">WG1050996</a>
Total Xylenes	4660		30.0	10	12/07/2017 23:20	<a href="#">WG1050996</a>
Methyl tert-butyl ether	ND		10.0	10	12/07/2017 23:20	<a href="#">WG1050996</a>
Naphthalene	54.4		50.0	10	12/07/2017 23:20	<a href="#">WG1050996</a>
1,2-Dichloroethane	ND		10.0	10	12/07/2017 23:20	<a href="#">WG1050996</a>
(S) Toluene-d8	102		80.0-120		12/07/2017 23:20	<a href="#">WG1050996</a>
(S) Dibromofluoromethane	108		76.0-123		12/07/2017 23:20	<a href="#">WG1050996</a>
(S) 4-Bromofluorobenzene	87.3		80.0-120		12/07/2017 23:20	<a href="#">WG1050996</a>

1 Cp

2 Tc

3 Ss

4 Cn

5 Sr

6 Qc

7 Gl

8 Al

9 Sc



Volatile Organic Compounds (GC/MS) by Method 8260B

Analyte	Result	Qualifier	RDL	Dilution	Analysis	Batch
	ug/l		ug/l		date / time	
Benzene	ND		1.00	1	12/07/2017 23:40	<a href="#">WG1050996</a>
Toluene	ND		1.00	1	12/07/2017 23:40	<a href="#">WG1050996</a>
Ethylbenzene	ND		1.00	1	12/07/2017 23:40	<a href="#">WG1050996</a>
Total Xylenes	ND		3.00	1	12/07/2017 23:40	<a href="#">WG1050996</a>
Methyl tert-butyl ether	ND		1.00	1	12/07/2017 23:40	<a href="#">WG1050996</a>
Naphthalene	ND		5.00	1	12/07/2017 23:40	<a href="#">WG1050996</a>
1,2-Dichloroethane	ND		1.00	1	12/07/2017 23:40	<a href="#">WG1050996</a>
(S) Toluene-d8	103		80.0-120		12/07/2017 23:40	<a href="#">WG1050996</a>
(S) Dibromofluoromethane	109		76.0-123		12/07/2017 23:40	<a href="#">WG1050996</a>
(S) 4-Bromofluorobenzene	89.1		80.0-120		12/07/2017 23:40	<a href="#">WG1050996</a>

- 1 Cp
- 2 Tc
- 3 Ss
- 4 Cn
- 5 Sr
- 6 Qc
- 7 Gl
- 8 Al
- 9 Sc





Volatile Organic Compounds (GC/MS) by Method 8260B

Analyte	Result	Qualifier	RDL	Dilution	Analysis date / time	Batch
Benzene	8.82		1.00	1	12/08/2017 00:00	<a href="#">WG1050996</a>
Toluene	ND		1.00	1	12/08/2017 00:00	<a href="#">WG1050996</a>
Ethylbenzene	ND		1.00	1	12/08/2017 00:00	<a href="#">WG1050996</a>
Total Xylenes	6.91		3.00	1	12/08/2017 00:00	<a href="#">WG1050996</a>
Methyl tert-butyl ether	24.4		1.00	1	12/08/2017 00:00	<a href="#">WG1050996</a>
Naphthalene	ND		5.00	1	12/08/2017 00:00	<a href="#">WG1050996</a>
1,2-Dichloroethane	ND		1.00	1	12/08/2017 00:00	<a href="#">WG1050996</a>
<i>(S) Toluene-d8</i>	102		80.0-120		12/08/2017 00:00	<a href="#">WG1050996</a>
<i>(S) Dibromofluoromethane</i>	81.1		76.0-123		12/08/2017 00:00	<a href="#">WG1050996</a>
<i>(S) 4-Bromofluorobenzene</i>	91.1		80.0-120		12/08/2017 00:00	<a href="#">WG1050996</a>

- 1 Cp
- 2 Tc
- 3 Ss
- 4 Cn
- 5 Sr
- 6 Qc
- 7 Gl
- 8 Al
- 9 Sc



Volatile Organic Compounds (GC/MS) by Method 8260B

Analyte	Result	Qualifier	RDL	Dilution	Analysis	Batch
	ug/l		ug/l		date / time	
Benzene	269		10.0	10	12/11/2017 16:58	<a href="#">WG1050996</a>
Toluene	24.4		1.00	1	12/08/2017 00:19	<a href="#">WG1050996</a>
Ethylbenzene	3.97		1.00	1	12/08/2017 00:19	<a href="#">WG1050996</a>
Total Xylenes	100		3.00	1	12/08/2017 00:19	<a href="#">WG1050996</a>
Methyl tert-butyl ether	140		1.00	1	12/08/2017 00:19	<a href="#">WG1050996</a>
Naphthalene	8.83		5.00	1	12/08/2017 00:19	<a href="#">WG1050996</a>
1,2-Dichloroethane	ND		1.00	1	12/08/2017 00:19	<a href="#">WG1050996</a>
(S) Toluene-d8	104		80.0-120		12/08/2017 00:19	<a href="#">WG1050996</a>
(S) Toluene-d8	98.3		80.0-120		12/11/2017 16:58	<a href="#">WG1050996</a>
(S) Dibromofluoromethane	94.4		76.0-123		12/11/2017 16:58	<a href="#">WG1050996</a>
(S) Dibromofluoromethane	92.2		76.0-123		12/08/2017 00:19	<a href="#">WG1050996</a>
(S) 4-Bromofluorobenzene	89.8		80.0-120		12/08/2017 00:19	<a href="#">WG1050996</a>
(S) 4-Bromofluorobenzene	98.7		80.0-120		12/11/2017 16:58	<a href="#">WG1050996</a>

- 1 Cp
- 2 Tc
- 3 Ss
- 4 Cn
- 5 Sr
- 6 Qc
- 7 Gl
- 8 Al
- 9 Sc



Wet Chemistry by Method 2320 B-2011

Analyte	Result	Qualifier	RDL	Dilution	Analysis	Batch
	ug/l		ug/l		date / time	
Alkalinity	ND		20000	1	12/11/2017 14:59	<a href="#">WG1050810</a>

Sample Narrative:

L955704-30 WG1050810: Endpoint pH 4.5

Wet Chemistry by Method 4500CO2 D-2011

Analyte	Result	Qualifier	RDL	Dilution	Analysis	Batch
	ug/l		ug/l		date / time	
Free Carbon Dioxide	32500	<u>T8</u>	20000	1	12/11/2017 14:59	<a href="#">WG1050810</a>

Sample Narrative:

L955704-30 WG1050810: Endpoint pH 4.5

Wet Chemistry by Method 9056A

Analyte	Result	Qualifier	RDL	Dilution	Analysis	Batch
	ug/l		ug/l		date / time	
Nitrate as (N)	ND		100	1	12/07/2017 18:25	<a href="#">WG1050751</a>
Sulfate	ND		5000	1	12/07/2017 18:25	<a href="#">WG1050751</a>

Volatile Organic Compounds (GC) by Method RSK175

Analyte	Result	Qualifier	RDL	Dilution	Analysis	Batch
	ug/l		ug/l		date / time	
Methane	37.1		10.0	1	12/11/2017 11:50	<a href="#">WG1052064</a>
Ethane	ND		13.0	1	12/11/2017 11:50	<a href="#">WG1052064</a>
Ethene	ND		13.0	1	12/11/2017 11:50	<a href="#">WG1052064</a>

Volatile Organic Compounds (GC/MS) by Method 8260B

Analyte	Result	Qualifier	RDL	Dilution	Analysis	Batch
	ug/l		ug/l		date / time	
Benzene	9.82		1.00	1	12/08/2017 00:38	<a href="#">WG1050996</a>
Toluene	ND		1.00	1	12/08/2017 00:38	<a href="#">WG1050996</a>
Ethylbenzene	ND		1.00	1	12/08/2017 00:38	<a href="#">WG1050996</a>
Total Xylenes	45.0		3.00	1	12/08/2017 00:38	<a href="#">WG1050996</a>
Methyl tert-butyl ether	1.24		1.00	1	12/08/2017 00:38	<a href="#">WG1050996</a>
Naphthalene	ND		5.00	1	12/08/2017 00:38	<a href="#">WG1050996</a>
1,2-Dichloroethane	ND		1.00	1	12/08/2017 00:38	<a href="#">WG1050996</a>
(S) Toluene-d8	103		80.0-120		12/08/2017 00:38	<a href="#">WG1050996</a>
(S) Dibromofluoromethane	109		76.0-123		12/08/2017 00:38	<a href="#">WG1050996</a>
(S) 4-Bromofluorobenzene	89.5		80.0-120		12/08/2017 00:38	<a href="#">WG1050996</a>

- 1 Cp
- 2 Tc
- 3 Ss
- 4 Cn
- 5 Sr
- 6 Qc
- 7 Gl
- 8 Al
- 9 Sc



Volatile Organic Compounds (GC/MS) by Method 8260B

Analyte	Result	Qualifier	RDL	Dilution	Analysis date / time	Batch
Benzene	1.37		1.00	1	12/08/2017 00:58	<a href="#">WG1050996</a>
Toluene	ND		1.00	1	12/08/2017 00:58	<a href="#">WG1050996</a>
Ethylbenzene	ND		1.00	1	12/08/2017 00:58	<a href="#">WG1050996</a>
Total Xylenes	ND		3.00	1	12/08/2017 00:58	<a href="#">WG1050996</a>
Methyl tert-butyl ether	35.5		1.00	1	12/08/2017 00:58	<a href="#">WG1050996</a>
Naphthalene	ND		5.00	1	12/08/2017 00:58	<a href="#">WG1050996</a>
1,2-Dichloroethane	ND		1.00	1	12/08/2017 00:58	<a href="#">WG1050996</a>
(S) Toluene-d8	104		80.0-120		12/08/2017 00:58	<a href="#">WG1050996</a>
(S) Dibromofluoromethane	111		76.0-123		12/08/2017 00:58	<a href="#">WG1050996</a>
(S) 4-Bromofluorobenzene	87.9		80.0-120		12/08/2017 00:58	<a href="#">WG1050996</a>

- 1 Cp
- 2 Tc
- 3 Ss
- 4 Cn
- 5 Sr
- 6 Qc
- 7 Gl
- 8 Al
- 9 Sc



Volatile Organic Compounds (GC/MS) by Method 8260B

Analyte	Result	Qualifier	RDL	Dilution	Analysis	Batch
	ug/l		ug/l		date / time	
Benzene	ND		1.00	1	12/08/2017 01:17	<a href="#">WG1050996</a>
Toluene	ND		1.00	1	12/08/2017 01:17	<a href="#">WG1050996</a>
Ethylbenzene	ND		1.00	1	12/08/2017 01:17	<a href="#">WG1050996</a>
Total Xylenes	ND		3.00	1	12/08/2017 01:17	<a href="#">WG1050996</a>
Methyl tert-butyl ether	2.92		1.00	1	12/08/2017 01:17	<a href="#">WG1050996</a>
Naphthalene	ND		5.00	1	12/08/2017 01:17	<a href="#">WG1050996</a>
1,2-Dichloroethane	ND		1.00	1	12/08/2017 01:17	<a href="#">WG1050996</a>
(S) Toluene-d8	102		80.0-120		12/08/2017 01:17	<a href="#">WG1050996</a>
(S) Dibromofluoromethane	110		76.0-123		12/08/2017 01:17	<a href="#">WG1050996</a>
(S) 4-Bromofluorobenzene	87.2		80.0-120		12/08/2017 01:17	<a href="#">WG1050996</a>

- 1 Cp
- 2 Tc
- 3 Ss
- 4 Cn
- 5 Sr
- 6 Qc
- 7 Gl
- 8 Al
- 9 Sc



Volatile Organic Compounds (GC/MS) by Method 8260B

Analyte	Result	Qualifier	RDL	Dilution	Analysis date / time	Batch
Benzene	ND		1.00	1	12/08/2017 01:37	<a href="#">WG1050996</a>
Toluene	ND		1.00	1	12/08/2017 01:37	<a href="#">WG1050996</a>
Ethylbenzene	ND		1.00	1	12/08/2017 01:37	<a href="#">WG1050996</a>
Total Xylenes	ND		3.00	1	12/08/2017 01:37	<a href="#">WG1050996</a>
Methyl tert-butyl ether	ND		1.00	1	12/08/2017 01:37	<a href="#">WG1050996</a>
Naphthalene	ND		5.00	1	12/08/2017 01:37	<a href="#">WG1050996</a>
1,2-Dichloroethane	ND		1.00	1	12/08/2017 01:37	<a href="#">WG1050996</a>
(S) Toluene-d8	104		80.0-120		12/08/2017 01:37	<a href="#">WG1050996</a>
(S) Dibromofluoromethane	110		76.0-123		12/08/2017 01:37	<a href="#">WG1050996</a>
(S) 4-Bromofluorobenzene	90.2		80.0-120		12/08/2017 01:37	<a href="#">WG1050996</a>

- 1 Cp
- 2 Tc
- 3 Ss
- 4 Cn
- 5 Sr
- 6 Qc
- 7 Gl
- 8 Al
- 9 Sc



Volatile Organic Compounds (GC/MS) by Method 8260B

Analyte	Result	Qualifier	RDL	Dilution	Analysis date / time	Batch
Benzene	ND		1.00	1	12/08/2017 01:57	<a href="#">WG1050996</a>
Toluene	ND		1.00	1	12/08/2017 01:57	<a href="#">WG1050996</a>
Ethylbenzene	ND		1.00	1	12/08/2017 01:57	<a href="#">WG1050996</a>
Total Xylenes	ND		3.00	1	12/08/2017 01:57	<a href="#">WG1050996</a>
Methyl tert-butyl ether	ND		1.00	1	12/08/2017 01:57	<a href="#">WG1050996</a>
Naphthalene	ND		5.00	1	12/08/2017 01:57	<a href="#">WG1050996</a>
1,2-Dichloroethane	ND		1.00	1	12/08/2017 01:57	<a href="#">WG1050996</a>
(S) Toluene-d8	103		80.0-120		12/08/2017 01:57	<a href="#">WG1050996</a>
(S) Dibromofluoromethane	108		76.0-123		12/08/2017 01:57	<a href="#">WG1050996</a>
(S) 4-Bromofluorobenzene	87.4		80.0-120		12/08/2017 01:57	<a href="#">WG1050996</a>

- 1 Cp
- 2 Tc
- 3 Ss
- 4 Cn
- 5 Sr
- 6 Qc
- 7 Gl
- 8 Al
- 9 Sc



Volatile Organic Compounds (GC/MS) by Method 8260B

Analyte	Result	Qualifier	RDL	Dilution	Analysis date / time	Batch
Benzene	ND		1.00	1	12/08/2017 02:16	<a href="#">WG1050996</a>
Toluene	ND		1.00	1	12/08/2017 02:16	<a href="#">WG1050996</a>
Ethylbenzene	ND		1.00	1	12/08/2017 02:16	<a href="#">WG1050996</a>
Total Xylenes	ND		3.00	1	12/08/2017 02:16	<a href="#">WG1050996</a>
Methyl tert-butyl ether	ND		1.00	1	12/08/2017 02:16	<a href="#">WG1050996</a>
Naphthalene	ND		5.00	1	12/08/2017 02:16	<a href="#">WG1050996</a>
1,2-Dichloroethane	ND		1.00	1	12/08/2017 02:16	<a href="#">WG1050996</a>
(S) Toluene-d8	104		80.0-120		12/08/2017 02:16	<a href="#">WG1050996</a>
(S) Dibromofluoromethane	111		76.0-123		12/08/2017 02:16	<a href="#">WG1050996</a>
(S) 4-Bromofluorobenzene	86.7		80.0-120		12/08/2017 02:16	<a href="#">WG1050996</a>

- 1 Cp
- 2 Tc
- 3 Ss
- 4 Cn
- 5 Sr
- 6 Qc
- 7 Gl
- 8 Al
- 9 Sc





Volatile Organic Compounds (GC/MS) by Method 8260B

Analyte	Result	Qualifier	RDL	Dilution	Analysis	Batch
	ug/l		ug/l		date / time	
Benzene	ND		1.00	1	12/08/2017 02:36	<a href="#">WG1050996</a>
Toluene	ND		1.00	1	12/08/2017 02:36	<a href="#">WG1050996</a>
Ethylbenzene	ND		1.00	1	12/08/2017 02:36	<a href="#">WG1050996</a>
Total Xylenes	ND		3.00	1	12/08/2017 02:36	<a href="#">WG1050996</a>
Methyl tert-butyl ether	ND		1.00	1	12/08/2017 02:36	<a href="#">WG1050996</a>
Naphthalene	ND		5.00	1	12/08/2017 02:36	<a href="#">WG1050996</a>
1,2-Dichloroethane	ND		1.00	1	12/08/2017 02:36	<a href="#">WG1050996</a>
(S) Toluene-d8	104		80.0-120		12/08/2017 02:36	<a href="#">WG1050996</a>
(S) Dibromofluoromethane	111		76.0-123		12/08/2017 02:36	<a href="#">WG1050996</a>
(S) 4-Bromofluorobenzene	86.0		80.0-120		12/08/2017 02:36	<a href="#">WG1050996</a>

- 1 Cp
- 2 Tc
- 3 Ss
- 4 Cn
- 5 Sr
- 6 Qc
- 7 Gl
- 8 Al
- 9 Sc



Volatile Organic Compounds (GC/MS) by Method 8260B

Analyte	Result	Qualifier	RDL	Dilution	Analysis date / time	Batch
Benzene	ND		1.00	1	12/07/2017 19:44	<a href="#">WG1050996</a>
Toluene	ND		1.00	1	12/07/2017 19:44	<a href="#">WG1050996</a>
Ethylbenzene	ND		1.00	1	12/07/2017 19:44	<a href="#">WG1050996</a>
Total Xylenes	ND		3.00	1	12/07/2017 19:44	<a href="#">WG1050996</a>
Methyl tert-butyl ether	ND		1.00	1	12/07/2017 19:44	<a href="#">WG1050996</a>
Naphthalene	ND		5.00	1	12/07/2017 19:44	<a href="#">WG1050996</a>
1,2-Dichloroethane	ND		1.00	1	12/07/2017 19:44	<a href="#">WG1050996</a>
(S) Toluene-d8	103		80.0-120		12/07/2017 19:44	<a href="#">WG1050996</a>
(S) Dibromofluoromethane	110		76.0-123		12/07/2017 19:44	<a href="#">WG1050996</a>
(S) 4-Bromofluorobenzene	87.7		80.0-120		12/07/2017 19:44	<a href="#">WG1050996</a>

- 1 Cp
- 2 Tc
- 3 Ss
- 4 Cn
- 5 Sr
- 6 Qc
- 7 Gl
- 8 Al
- 9 Sc



L955794-01 Original Sample (OS) • Duplicate (DUP)

(OS) L955794-01 12/11/17 12:22 • (DUP) R3272014-1 12/11/17 12:29

Analyte	Original Result	DUP Result	Dilution	DUP RPD	DUP Qualifier	DUP RPD Limits
Alkalinity	ug/l	ug/l	%			
Alkalinity	352000	360000	1	2.20		20

Sample Narrative:

OS: Endpoint pH 4.5  
 DUP: Endpoint pH 4.5

L956434-01 Original Sample (OS) • Duplicate (DUP)

(OS) L956434-01 12/11/17 14:15 • (DUP) R3272014-5 12/11/17 14:23

Analyte	Original Result	DUP Result	Dilution	DUP RPD	DUP Qualifier	DUP RPD Limits
Alkalinity	ug/l	ug/l	%			
Alkalinity	286000	290000	1	1.42		20

Sample Narrative:

OS: Endpoint pH 4.5  
 DUP: Endpoint pH 4.5

Laboratory Control Sample (LCS) • Laboratory Control Sample Duplicate (LCSD)

(LCS) R3272014-2 12/11/17 12:35 • (LCSD) R3272014-3 12/11/17 13:45

Analyte	Spike Amount	LCS Result	LCSD Result	LCS Rec.	LCSD Rec.	Rec. Limits	LCS Qualifier	LCSD Qualifier	RPD	RPD Limits
Alkalinity	ug/l	ug/l	ug/l	%	%	%			%	%
Alkalinity	100000	105000	107000	105	107	85.0-115			2.14	20

Sample Narrative:

LCS: Endpoint pH 4.5  
 LCSD: Endpoint pH 4.5

1 Cp

2 Tc

3 Ss

4 Cn

5 Sr

6 Qc

7 Gl

8 Al

9 Sc



L955794-01 Original Sample (OS) • Duplicate (DUP)

(OS) L955794-01 12/11/17 12:22 • (DUP) R3272014-6 12/11/17 12:29

Analyte	Original Result ug/l	DUP Result ug/l	Dilution	DUP RPD %	DUP Qualifier	DUP RPD Limits %
Free Carbon Dioxide	38000	26100	1	37.1	P1	20

Sample Narrative:

OS: Endpoint pH 4.5

DUP: Endpoint pH 4.5

1 Cp

2 Tc

3 Ss

4 Cn

5 Sr

6 Qc

7 Gl

8 Al

9 Sc



Method Blank (MB)

(MB) R3271443-1 12/07/17 11:32

Analyte	MB Result	MB Qualifier	MB MDL	MB RDL
	ug/l		ug/l	ug/l
Nitrate	U		22.7	100
Sulfate	U		77.4	5000

1 Cp

2 Tc

3 Ss

4 Cn

5 Sr

6 Qc

7 Gl

8 Al

9 Sc

L955704-22 Original Sample (OS) • Duplicate (DUP)

(OS) L955704-22 12/07/17 16:50 • (DUP) R3271443-4 12/07/17 17:03

Analyte	Original Result	DUP Result	Dilution	DUP RPD	DUP Qualifier	DUP RPD Limits
	ug/l	ug/l		%		%
Nitrate	ND	0.000	1	0		15
Sulfate	ND	366	1	0		15

L955838-03 Original Sample (OS) • Duplicate (DUP)

(OS) L955838-03 12/07/17 20:41 • (DUP) R3271443-6 12/07/17 20:55

Analyte	Original Result	DUP Result	Dilution	DUP RPD	DUP Qualifier	DUP RPD Limits
	ug/l	ug/l		%		%
Nitrate	736	756	1	2.71		15
Sulfate	6020	5820	1	3.31		15

Laboratory Control Sample (LCS) • Laboratory Control Sample Duplicate (LCSD)

(LCS) R3271443-2 12/07/17 11:46 • (LCSD) R3271443-3 12/07/17 11:59

Analyte	Spike Amount	LCS Result	LCSD Result	LCS Rec.	LCSD Rec.	Rec. Limits	LCS Qualifier	LCSD Qualifier	RPD	RPD Limits
	ug/l	ug/l	ug/l	%	%	%			%	%
Nitrate	8000	8240	8230	103	103	80-120			0.209	15
Sulfate	40000	40100	39900	100	99.7	80-120			0.524	15

L955704-22 Original Sample (OS) • Matrix Spike (MS)

(OS) L955704-22 12/07/17 16:50 • (MS) R3271443-5 12/07/17 17:17

Analyte	Spike Amount	Original Result	MS Result	MS Rec.	Dilution	Rec. Limits	MS Qualifier
	ug/l	ug/l	ug/l	%		%	
Nitrate	5000	ND	4730	94.6	1	80-120	
Sulfate	50000	ND	50700	100	1	80-120	



L955838-07 Original Sample (OS) • Matrix Spike (MS) • Matrix Spike Duplicate (MSD)

(OS) L955838-07 12/08/17 00:06 • (MS) R3271443-7 12/08/17 00:19 • (MSD) R3271443-8 12/08/17 00:33

Analyte	Spike Amount ug/l	Original Result ug/l	MS Result ug/l	MSD Result ug/l	MS Rec. %	MSD Rec. %	Dilution	Rec. Limits %	<u>MS Qualifier</u>	<u>MSD Qualifier</u>	RPD %	RPD Limits %
Nitrate	5000	82.0	5040	5050	99.2	99.3	1	80-120			0.0674	15

<sup>1</sup> Cp

<sup>2</sup> Tc

<sup>3</sup> Ss

<sup>4</sup> Cn

<sup>5</sup> Sr

<sup>6</sup> Qc

<sup>7</sup> Gl

<sup>8</sup> Al

<sup>9</sup> Sc



Method Blank (MB)

(MB) R3271611-1 12/08/17 07:01

Analyte	MB Result	MB Qualifier	MB MDL	MB RDL
	ug/l		ug/l	ug/l
Nitrate	U		22.7	100
Sulfate	U		77.4	5000

1 Cp

2 Tc

3 Ss

4 Cn

5 Sr

6 Qc

7 Gl

8 Al

9 Sc

L956118-03 Original Sample (OS) • Duplicate (DUP)

(OS) L956118-03 12/08/17 16:05 • (DUP) R3271611-4 12/08/17 16:19

Analyte	Original Result	DUP Result	Dilution	DUP RPD	DUP Qualifier	DUP RPD Limits
	ug/l	ug/l		%		%
Nitrate	U	0.000	1	0		15
Sulfate	1430	1420	1	1	<u>J</u>	15

L956125-01 Original Sample (OS) • Duplicate (DUP)

(OS) L956125-01 12/08/17 17:44 • (DUP) R3271611-6 12/08/17 17:58

Analyte	Original Result	DUP Result	Dilution	DUP RPD	DUP Qualifier	DUP RPD Limits
	ug/l	ug/l		%		%
Nitrate	111	205	1	59	<u>P1</u>	15
Sulfate	ND	228	1	0		15

Laboratory Control Sample (LCS) • Laboratory Control Sample Duplicate (LCSD)

(LCS) R3271611-2 12/08/17 07:15 • (LCSD) R3271611-3 12/08/17 07:29

Analyte	Spike Amount	LCS Result	LCSD Result	LCS Rec.	LCSD Rec.	Rec. Limits	LCS Qualifier	LCSD Qualifier	RPD	RPD Limits
	ug/l	ug/l	ug/l	%	%	%			%	%
Nitrate	8000	8430	8380	105	105	80-120			1	15
Sulfate	40000	40800	40400	102	101	80-120			1	15

L956118-03 Original Sample (OS) • Matrix Spike (MS)

(OS) L956118-03 12/08/17 16:05 • (MS) R3271611-5 12/08/17 17:02

Analyte	Spike Amount	Original Result	MS Result	MS Rec.	Dilution	Rec. Limits	MS Qualifier
	ug/l	ug/l	ug/l	%		%	
Nitrate	5000	U	3110	62	1	80-120	<u>J6</u>
Sulfate	50000	1430	33500	64	1	80-120	<u>J6</u>



L956125-01 Original Sample (OS) • Matrix Spike (MS) • Matrix Spike Duplicate (MSD)

(OS) L956125-01 12/08/17 17:44 • (MS) R3271611-7 12/08/17 18:12 • (MSD) R3271611-8 12/08/17 18:26

Analyte	Spike Amount ug/l	Original Result ug/l	MS Result ug/l	MSD Result ug/l	MS Rec. %	MSD Rec. %	Dilution	Rec. Limits %	MS Qualifier	MSD Qualifier	RPD %	RPD Limits %
Nitrate	5000	111	5070	5280	99	103	1	80-120			4	15
Sulfate	50000	ND	54100	53700	108	107	1	80-120			1	15

- <sup>1</sup> Cp
- <sup>2</sup> Tc
- <sup>3</sup> Ss
- <sup>4</sup> Cn
- <sup>5</sup> Sr
- <sup>6</sup> Qc
- <sup>7</sup> Gl
- <sup>8</sup> Al
- <sup>9</sup> Sc





Method Blank (MB)

(MB) R3271906-1 12/11/17 09:37

Analyte	MB Result	MB Qualifier	MB MDL	MB RDL
	ug/l		ug/l	ug/l
Methane	U		2.91	10.0
Ethane	U		4.07	13.0
Ethene	U		4.26	13.0

L955704-15 Original Sample (OS) • Duplicate (DUP)

(OS) L955704-15 12/11/17 11:10 • (DUP) R3271906-2 12/11/17 11:53

Analyte	Original Result	DUP Result	Dilution	DUP RPD	DUP Qualifier	DUP RPD Limits
	ug/l	ug/l		%		%
Methane	ND	0.000	1	0.000		20
Ethane	ND	0.000	1	0.000		20
Ethene	ND	0.000	1	0.000		20

L956083-09 Original Sample (OS) • Duplicate (DUP)

(OS) L956083-09 12/11/17 13:06 • (DUP) R3271906-3 12/11/17 13:46

Analyte	Original Result	DUP Result	Dilution	DUP RPD	DUP Qualifier	DUP RPD Limits
	ug/l	ug/l		%		%
Methane	65.0	67.4	1	3.59		20
Ethane	U	0.000	1	0.000		20
Ethene	U	0.000	1	0.000		20

Laboratory Control Sample (LCS) • Laboratory Control Sample Duplicate (LCSD)

(LCS) R3271906-4 12/11/17 13:51 • (LCSD) R3271906-5 12/11/17 14:00

Analyte	Spike Amount	LCS Result	LCSD Result	LCS Rec.	LCSD Rec.	Rec. Limits	LCS Qualifier	LCSD Qualifier	RPD	RPD Limits
	ug/l	ug/l	ug/l	%	%	%			%	%
Methane	67.8	73.0	77.4	108	114	85.0-115			5.87	20
Ethane	129	111	114	86.0	88.3	85.0-115			2.63	20
Ethene	127	112	117	88.6	91.7	85.0-115			3.52	20

1 Cp

2 Tc

3 Ss

4 Cn

5 Sr

6 Qc

7 Gl

8 Al

9 Sc



Method Blank (MB)

(MB) R3271497-2 12/07/17 11:03

Analyte	MB Result	MB Qualifier	MB MDL	MB RDL
	ug/l		ug/l	ug/l
Benzene	U		0.331	1.00
1,2-Dichloroethane	U		0.361	1.00
Ethylbenzene	U		0.384	1.00
Methyl tert-butyl ether	U		0.367	1.00
Naphthalene	U		1.00	5.00
Toluene	U		0.412	1.00
Xylenes, Total	U		1.06	3.00
(S) Toluene-d8	107			80.0-120
(S) Dibromofluoromethane	89.7			76.0-123
(S) 4-Bromofluorobenzene	118			80.0-120

1 Cp

2 Tc

3 Ss

4 Cn

5 Sr

6 Qc

Laboratory Control Sample (LCS)

(LCS) R3271497-1 12/07/17 10:25

Analyte	Spike Amount	LCS Result	LCS Rec.	Rec. Limits	LCS Qualifier
	ug/l	ug/l	%	%	
Benzene	25.0	25.8	103	70.0-130	
1,2-Dichloroethane	25.0	25.2	101	70.0-130	
Ethylbenzene	25.0	30.0	120	70.0-130	
Methyl tert-butyl ether	25.0	25.3	101	70.0-130	
Naphthalene	25.0	20.9	83.4	70.0-130	
Toluene	25.0	29.7	119	70.0-130	
Xylenes, Total	75.0	89.8	120	70.0-130	
(S) Toluene-d8			109	80.0-120	
(S) Dibromofluoromethane			89.5	76.0-123	
(S) 4-Bromofluorobenzene			118	80.0-120	

7 Gl

8 Al

9 Sc



Method Blank (MB)

(MB) R3271516-2 12/07/17 21:01

Analyte	MB Result	MB Qualifier	MB MDL	MB RDL
	ug/l		ug/l	ug/l
Benzene	U		0.331	1.00
1,2-Dichloroethane	U		0.361	1.00
Ethylbenzene	U		0.384	1.00
Methyl tert-butyl ether	U		0.367	1.00
Naphthalene	U		1.00	5.00
Toluene	U		0.412	1.00
Xylenes, Total	U		1.06	3.00
(S) Toluene-d8	106			80.0-120
(S) Dibromofluoromethane	93.6			76.0-123
(S) 4-Bromofluorobenzene	103			80.0-120

1 Cp

2 Tc

3 Ss

4 Cn

5 Sr

6 Qc

7 Gl

8 Al

9 Sc

Laboratory Control Sample (LCS) • Laboratory Control Sample Duplicate (LCSD)

(LCS) R3271516-1 12/07/17 19:17 • (LCSD) R3271516-3 12/07/17 21:27

Analyte	Spike Amount	LCS Result	LCSD Result	LCS Rec.	LCSD Rec.	Rec. Limits	LCS Qualifier	LCSD Qualifier	RPD	RPD Limits
	ug/l	ug/l	ug/l	%	%	%			%	%
Benzene	25.0	25.3	25.1	101	100	70.0-130			0.989	20
1,2-Dichloroethane	25.0	24.8	24.7	99.1	98.8	70.0-130			0.327	20
Ethylbenzene	25.0	26.7	26.1	107	104	70.0-130			2.44	20
Methyl tert-butyl ether	25.0	23.5	24.0	93.9	95.9	70.0-130			2.08	20
Naphthalene	25.0	24.7	25.3	98.6	101	70.0-130			2.46	20
Toluene	25.0	26.5	25.6	106	102	70.0-130			3.57	20
Xylenes, Total	75.0	79.9	76.8	107	102	70.0-130			3.96	20
(S) Toluene-d8				103	101	80.0-120				
(S) Dibromofluoromethane				94.3	97.3	76.0-123				
(S) 4-Bromofluorobenzene				99.3	99.6	80.0-120				



Method Blank (MB)

(MB) R3272020-2 12/07/17 19:25

Analyte	MB Result	MB Qualifier	MB MDL	MB RDL
	ug/l		ug/l	ug/l
Benzene	U		0.331	1.00
1,2-Dichloroethane	U		0.361	1.00
Ethylbenzene	U		0.384	1.00
Methyl tert-butyl ether	U		0.367	1.00
Naphthalene	U		1.00	5.00
Toluene	U		0.412	1.00
Xylenes, Total	U		1.06	3.00
(S) Toluene-d8	104			80.0-120
(S) Dibromofluoromethane	110			76.0-123
(S) 4-Bromofluorobenzene	89.6			80.0-120

Laboratory Control Sample (LCS)

(LCS) R3272020-1 12/07/17 18:27

Analyte	Spike Amount	LCS Result	LCS Rec.	Rec. Limits	LCS Qualifier
	ug/l	ug/l	%	%	
Benzene	25.0	26.3	105	70.0-130	
1,2-Dichloroethane	25.0	26.6	107	70.0-130	
Ethylbenzene	25.0	24.8	99.3	70.0-130	
Methyl tert-butyl ether	25.0	26.5	106	70.0-130	
Naphthalene	25.0	27.2	109	70.0-130	
Toluene	25.0	23.7	94.6	70.0-130	
Xylenes, Total	75.0	75.5	101	70.0-130	
(S) Toluene-d8			102	80.0-120	
(S) Dibromofluoromethane			106	76.0-123	
(S) 4-Bromofluorobenzene			89.2	80.0-120	

1 Cp

2 Tc

3 Ss

4 Cn

5 Sr

6 Qc

7 Gl

8 Al

9 Sc



## Guide to Reading and Understanding Your Laboratory Report

The information below is designed to better explain the various terms used in your report of analytical results from the Laboratory. This is not intended as a comprehensive explanation, and if you have additional questions please contact your project representative.

## Abbreviations and Definitions

MDL	Method Detection Limit.
ND	Not detected at the Reporting Limit (or MDL where applicable).
RDL	Reported Detection Limit.
Rec.	Recovery.
RPD	Relative Percent Difference.
SDG	Sample Delivery Group.
(S)	Surrogate (Surrogate Standard) - Analytes added to every blank, sample, Laboratory Control Sample/Duplicate and Matrix Spike/Duplicate; used to evaluate analytical efficiency by measuring recovery. Surrogates are not expected to be detected in all environmental media.
U	Not detected at the Reporting Limit (or MDL where applicable).
Analyte	The name of the particular compound or analysis performed. Some Analyses and Methods will have multiple analytes reported.
Dilution	If the sample matrix contains an interfering material, or if concentrations of analytes in the sample are higher than the highest limit of concentration that the laboratory can accurately report, the sample may be diluted for analysis. If a value different than 1 is used in this field, the result reported has already been corrected for this factor.
Limits	These are the target % recovery ranges or % difference value that the laboratory has historically determined as normal for the method and analyte being reported. Successful QC Sample analysis will target all analytes recovered or duplicated within these ranges.
Original Sample	The non-spiked sample in the prep batch used to determine the Relative Percent Difference (RPD) from a quality control sample. The Original Sample may not be included within the reported SDG.
Qualifier	This column provides a letter and/or number designation that corresponds to additional information concerning the result reported. If a Qualifier is present, a definition per Qualifier is provided within the Glossary and Definitions page and potentially a discussion of possible implications of the Qualifier in the Case Narrative if applicable.
Result	The actual analytical final result (corrected for any sample specific characteristics) reported for your sample. If there was no measurable result returned for a specific analyte, the result in this column may state "ND" (Not Detected) or "BDL" (Below Detectable Levels). The information in the results column should always be accompanied by either an MDL (Method Detection Limit) or RDL (Reporting Detection Limit) that defines the lowest value that the laboratory could detect or report for this analyte.
Case Narrative (Cn)	A brief discussion about the included sample results, including a discussion of any non-conformances to protocol observed either at sample receipt by the laboratory from the field or during the analytical process. If present, there will be a section in the Case Narrative to discuss the meaning of any data qualifiers used in the report.
Quality Control Summary (Qc)	This section of the report includes the results of the laboratory quality control analyses required by procedure or analytical methods to assist in evaluating the validity of the results reported for your samples. These analyses are not being performed on your samples typically, but on laboratory generated material.
Sample Chain of Custody (Sc)	This is the document created in the field when your samples were initially collected. This is used to verify the time and date of collection, the person collecting the samples, and the analyses that the laboratory is requested to perform. This chain of custody also documents all persons (excluding commercial shippers) that have had control or possession of the samples from the time of collection until delivery to the laboratory for analysis.
Sample Results (Sr)	This section of your report will provide the results of all testing performed on your samples. These results are provided by sample ID and are separated by the analyses performed on each sample. The header line of each analysis section for each sample will provide the name and method number for the analysis reported.
Sample Summary (Ss)	This section of the Analytical Report defines the specific analyses performed for each sample ID, including the dates and times of preparation and/or analysis.

## Qualifier Description

J	The identification of the analyte is acceptable; the reported value is an estimate.
J6	The sample matrix interfered with the ability to make any accurate determination; spike value is low.
P1	RPD value not applicable for sample concentrations less than 5 times the reporting limit.
T8	Sample(s) received past/too close to holding time expiration.

1 Cp

2 Tc

3 Ss

4 Cn

5 Sr

6 Qc

7 Gl

8 Al

9 Sc



**CH2M Hill- Kinder Morgan- Atlanta, GA**

6600 Peachtree Dunwoody Road

Report to:  
**Bethany Garvey**

Project  
Description: **Lewis Drive Groundwater**

Phone: **770-604-9182**  
Fax:

Client Project #  
**684910.LD.MR.6W**

City/State  
Collected: **BELTON, SC**

Lab Project #  
**KINCH2MGA-LEWIS12**

Collected by (print):  
**M. WARREN**

Site/Facility ID #  
**LEWIS DR.**

P.O. #

Collected by (signature):  
*M. Warren*

**Rush?** (Lab MUST Be Notified)

Same Day  Five Day  
 Next Day  5 Day (Rad Only)  
 Two Day  10 Day (Rad Only)  
 Three Day

Quote #

Date Results Needed

Immediately  
Packed on Ice N  Y

No. of  
Ctrs

Billing Information:

Accounts Payable  
1000 Windward Concourse  
Ste 450  
Alpharetta, GA 30005

Pres  
Chk

Analysis / Container / Preservative

<input checked="" type="checkbox"/>	<input checked="" type="checkbox"/>	<input checked="" type="checkbox"/>	<input checked="" type="checkbox"/>		<input checked="" type="checkbox"/>	<input checked="" type="checkbox"/>	<input checked="" type="checkbox"/>	<input checked="" type="checkbox"/>	
*NITRATE,SULFATE* 125mlHDPE-NoPres	ALK,CO2 125mlHDPE-NoPres	RSK175 40mlAmb HCl	V8260BTEXMNSC 40mlAmb-HCl	V8260BTEXMNSC 40mlAmb-HCl-Bik	BTEX	MTBE	NAPHTHALENE	1,2-DCA	

Chain of Custody Page **L** of **4**



A.B.S.C.E.N.C.C.E.S.

12065 Lebaron Rd  
Mount Juliet, TN 37122  
Phone: 615-758-5858  
Phone: 800-767-5859  
Fax: 615-758-5859



L# **L955704**

**G024**

Acctnum: **KINCH2MGA**

Template: **T130277**

PrefogIn: **P627788**

TSR: **526 - Chris McCord**

PB: **11-22-176**

Shipped Via: **FedEX Ground**

Remarks | Sample # (lab only)

Sample ID	Comp/Grab	Matrix *	Depth	Date	Time	No. of Ctrs	*NITRATE,SULFATE* 125mlHDPE-NoPres	ALK,CO2 125mlHDPE-NoPres	RSK175 40mlAmb HCl	V8260BTEXMNSC 40mlAmb-HCl	V8260BTEXMNSC 40mlAmb-HCl-Bik	BTEX	MTBE	NAPHTHALENE	1,2-DCA	Remarks	Sample # (lab only)
MW-26-120617	GRAB	GW	N/A	12/06/17	0740	3				<input checked="" type="checkbox"/>		<input checked="" type="checkbox"/>	<input checked="" type="checkbox"/>	<input checked="" type="checkbox"/>	<input checked="" type="checkbox"/>		-01
MW-26B-120617		GW			0750	3				<input checked="" type="checkbox"/>		<input checked="" type="checkbox"/>	<input checked="" type="checkbox"/>	<input checked="" type="checkbox"/>	<input checked="" type="checkbox"/>		02
MW-23-120617		GW			0800	3				<input checked="" type="checkbox"/>		<input checked="" type="checkbox"/>	<input checked="" type="checkbox"/>	<input checked="" type="checkbox"/>	<input checked="" type="checkbox"/>		03
MW-23B-120617		GW			0805	3				<input checked="" type="checkbox"/>		<input checked="" type="checkbox"/>	<input checked="" type="checkbox"/>	<input checked="" type="checkbox"/>	<input checked="" type="checkbox"/>		04
MW-46-120617		GW			0820	3				<input checked="" type="checkbox"/>		<input checked="" type="checkbox"/>	<input checked="" type="checkbox"/>	<input checked="" type="checkbox"/>	<input checked="" type="checkbox"/>		05
MW-29-120617		GW			0835	3				<input checked="" type="checkbox"/>		<input checked="" type="checkbox"/>	<input checked="" type="checkbox"/>	<input checked="" type="checkbox"/>	<input checked="" type="checkbox"/>		06
MW-43B-120617		GW			0905	3				<input checked="" type="checkbox"/>		<input checked="" type="checkbox"/>	<input checked="" type="checkbox"/>	<input checked="" type="checkbox"/>	<input checked="" type="checkbox"/>		07
MW-43-120617		GW			0910	3				<input checked="" type="checkbox"/>		<input checked="" type="checkbox"/>	<input checked="" type="checkbox"/>	<input checked="" type="checkbox"/>	<input checked="" type="checkbox"/>		08
MW-24-120617		GW			0915	3				<input checked="" type="checkbox"/>		<input checked="" type="checkbox"/>	<input checked="" type="checkbox"/>	<input checked="" type="checkbox"/>	<input checked="" type="checkbox"/>		09
MW-24B-120617	↓	GW	↓	↓	0925	3				<input checked="" type="checkbox"/>		<input checked="" type="checkbox"/>	<input checked="" type="checkbox"/>	<input checked="" type="checkbox"/>	<input checked="" type="checkbox"/>		10

\* Matrix:  
SS - Soil AIR - Air F - Filter  
GW - Groundwater B - Bioassay  
WW - WasteWater  
DW - Drinking Water  
OT - Other

Remarks: \*NITRATE/SULFATE\* has a 48hr hold time.

pH \_\_\_\_\_ Temp \_\_\_\_\_

Flow \_\_\_\_\_ Other \_\_\_\_\_

Sample Receipt Checklist:  
COC Seal Present/Intact:  NP  N  
COC Signed/Accurate:   N  
Bottles arrive intact:   N  
Correct bottles used:   N  
Sufficient volume sent:   N  
If Applicable  
VOA zero Headspace:   N  
Preservation Correct/Checked:   N

Samples returned via:  
 UPS  FedEx  Courier

Tracking # **41425222786**

Relinquished by: (Signature)

Date:

Time:

Received by: (Signature)

Trip Blank Received: Yes/No

HCL MeOH  
 TBR

Relinquished by: (Signature)

Date:

Time:

Received by: (Signature)

Temp: **25°C** Bottles Received: **133**

If preservation required by Login: Date/Time

Relinquished by: (Signature)

Date:

Time:

Received for lab by: (Signature)

Date: **12-07-17** Time: **0815**

Hold:

Condition:  
NCF  OK

**CH2M Hill- Kinder Morgan- Atlanta, GA**

6600 Peachtree Dunwoody Road

Report to:  
**Bethany Garvey**

Project  
Description: **Lewis Drive Groundwater**

Phone: **770-604-9182**  
Fax:

Client Project #  
**684910.LD.MR.6W**

City/State  
Collected: **BELTON, SC**

Lab Project #  
**KINCH2MGA-LEWIS12**

Collected by (print):  
**MELISSA WAMMEL**

Site/Facility ID #  
**LEWIS DR.**

P.O. #

Collected by (signature):  
*Melissa Wammel*

**Rush?** (Lab MUST Be Notified)  
 Same Day  Five Day  
 Next Day  5 Day (Rad Only)  
 Two Day  10 Day (Rad Only)  
 Three Day

Quote #  
Date Results Needed

Immediately Packed on Ice  N  Y

Pres Chk

Analysis / Container / Preservative

Chain of Custody Page 2 of 4



LAB SCIENCES  
a subsidiary of

12065 Lebanon Rd  
Mount Juliet, TN 37122  
Phone: 615-758-5858  
Phone: 800-767-5859  
Fax: 615-758-5859



L# **L955704**

Table #

Acctnum: **KINCH2MGA**

Template: **T130277**

Prelogin: **P627788**

TSR: 526 - Chris McCord

PB: **11-22-17**

Shipped Via: **FedEX Ground**

Sample ID	Comp/Grab	Matrix *	Depth	Date	Time	No. of Cntrs	* NITRATE,SULFATE* 125mlHDPE-NoPres	ALK,CO2 125mlHDPE-NoPres	RSK175 40ml/Amb HCl	V8260BTEXMNSC 40ml/Amb-HCl	V8260BTEXMNSC 40ml/Amb-HCl-BIK	BTEX	MTBE	NAPHTHALENE	1,2-DCA	Remarks	Sample # (lab only)
MW-37-120617	GRAB	GW	N/A	12/06/17	0935	3				X		X	X	X	X		-11
MW-38-120617		GW			0940	3				X		X	X	X	X		12
MW-15B-120617		GW			0950	3				X		X	X	X	X		13
MW-15B-D-120617		GW			0955	3				X		X	X	X	X		14
MW-15-120617		GW			1005	7	X	X	X	X		X	X	X	X		15
MW-34-120617		GW			1020	3				X		X	X	X	X		16
MW-39-120617		GW			1025	3				X		X	X	X	X		17
MW-39-D-120617		GW			1030	3				X		X	X	X	X		18
MW-40-120617		GW			1040	7	X	X	X	X		X	X	X	X		19
MW-41-120617		GW			1215	3				X		X	X	X	X		20

\* Matrix:  
 SS - Soil AIR - Air F - Filter  
 GW - Groundwater B - Bioassay  
 WW - WasteWater  
 DW - Drinking Water  
 OT - Other

Remarks: \*NITRATE/SULFATE\* has a 48hr hold time.

pH \_\_\_\_\_ Temp \_\_\_\_\_

Flow \_\_\_\_\_ Other \_\_\_\_\_

Samples returned via:  
 UPS  FedEx  Courier

Tracking # **414252212786**

Sample Receipt Checklist  
 COC Seal Present/Intact:  Y  N  
 COC Signed/Accurate:  Y  N  
 Bottled arrive intact:  Y  N  
 Correct bottles used:  Y  N  
 Sufficient volume sent:  Y  N  
 If Applicable  
 VOA Zero Headspace:  Y  N  
 Preservation Correct/Checked:  Y  N

Relinquished by: (Signature) *Melissa Wammel* Date: **12/06/17** Time: **12/06/17**

Received by: (Signature) \_\_\_\_\_ Trip Blank Received: Yes No  
 HCl  MeOH  
 TBH

Relinquished by: (Signature) \_\_\_\_\_ Date: \_\_\_\_\_ Time: \_\_\_\_\_

Received by: (Signature) \_\_\_\_\_ Temp: **21.40** °C Bottles Received: **133**

Relinquished by: (Signature) \_\_\_\_\_ Date: \_\_\_\_\_ Time: \_\_\_\_\_

Received for lab by: (Signature) *Melissa Wammel* Date: **12-07-17** Time: **0845**

If preservation required by Login: Date/Time  
 Hold: \_\_\_\_\_ Condition: **NCF 1 OK**



**CH2M Hill- Kinder Morgan- Atlanta, GA**

6600 Peachtree Dunwoody Road

Report to:  
**Bethany Garvey**

Project Description: **Lewis Drive Groundwater**

Phone: **770-604-9182**  
Fax:

Client Project #  
**684910, LD.MR.6W**

City/State Collected:  
**BELTON, SC**

Lab Project #  
**KINCH2MGA-LEWIS12**

Collected by (print):  
**M. WARREN**

Site/Facility ID #  
**LEWIS DR.**

P.O. #

Collected by (signature):

Immediately Packed on Ice: N  Y

**Rush?** (Lab MUST Be Notified)  
 Same Day  Five Day  
 Next Day  5 Day (Rad Only)  
 Two Day  10 Day (Rad Only)  
 Three Day

Quote #  
Date Results Needed

Sample ID	Comp/Grab	Matrix *	Depth	Date	Time	No. of Cntrs
-----------	-----------	----------	-------	------	------	--------------

MW-25B-120617	GRAB	GW	N/A	12/06/17	1240	3
MW-25-120617		GW			1245	7
MW-35-120617		GW			1305	7
MW-49-120617		GW			1320	3
MW-12B-120617		GW			1335	3
MW-12-120617		GW			1345	7
MW-14-120617		GW			1425	3
MW-14B-120617		GW			1430	3
MW-13B-120617		GW			1440	3
MW-42-120617		GW			1230	7

Billing Information:  
Accounts Payable  
1000 Windward Concourse  
Ste 450  
Alpharetta, GA 30005

Email To: bgarvey@ch2m.com;  
tom.wiley@ch2m.com; scott.powell@ch2m.com;

Analysis / Container / Preservative	Pres Chk
*NITRATE,SULFATE* 125mlHDPE-NoPres	<input checked="" type="checkbox"/>
ALK,CO2 125mlHDPE-NoPres	<input checked="" type="checkbox"/>
RSK175 40mlAmb HCl	<input checked="" type="checkbox"/>
V8260BTEXMNSC 40mlAmb-HCl	<input checked="" type="checkbox"/>
V8260BTEXMNSC 40mlAmb-HCl-Blk	<input checked="" type="checkbox"/>
BTEX	<input checked="" type="checkbox"/>
MTBE	<input checked="" type="checkbox"/>
NAPHTHALENE	<input checked="" type="checkbox"/>
1,2-DCA	<input checked="" type="checkbox"/>

Chain of Custody Page 3 of 4



12065 Lebanon Rd  
Mount Juliet, TN 37122  
Phone: 615-758-5858  
Phone: 800-767-5859  
Fax: 615-758-5859



L# **L955704**

Table #

Acctnum: **KINCH2MGA**

Template: **T130277**

Prelogin: **P627788**

TSR: **526 - Chris McCord**

PB: **11-23-17**

Shipped Via: **FedEX Ground**

Remarks Sample # (lab only)

\* Matrix:  
SS - Soil AIR - Air F - Filter  
GW - Groundwater B - Bioassay  
WW - WasteWater  
DW - Drinking Water  
OT - Other

Remarks: \*NITRATE/SULFATE\* has a 48hr hold time.

Samples returned via:  
 UPS  FedEx  Courier

Tracking # **414252212786**

pH \_\_\_\_\_ Temp \_\_\_\_\_  
Flow \_\_\_\_\_ Other \_\_\_\_\_

Sample Receipt Checklist

COC Seal Present/Intact:	<input type="checkbox"/> HP	<input checked="" type="checkbox"/> N
COC Signed/Accurate:	<input type="checkbox"/>	<input checked="" type="checkbox"/> N
Bottles arrive intact:	<input type="checkbox"/>	<input checked="" type="checkbox"/> N
Correct bottles used:	<input type="checkbox"/>	<input checked="" type="checkbox"/> N
Sufficient volume sent:	<input type="checkbox"/>	<input checked="" type="checkbox"/> N
If Applicable		
VDA Zero Headspace:	<input type="checkbox"/>	<input checked="" type="checkbox"/> N
Preservation Correct/Checked:	<input type="checkbox"/> Y	<input checked="" type="checkbox"/> N

Relinquished by: (Signature)  
*M. Warren*

Date: **12/06/17**  
Time: **1730**

Received by: (Signature)

Trip Blank Received: Yes/No  
**1** **0**  
HCl / MeOH  
TBR

Relinquished by: (Signature)

Date: \_\_\_\_\_  
Time: \_\_\_\_\_

Received by: (Signature)

Temp: **2.1** °C  
Bottles Received: **133**

Relinquished by: (Signature)

Date: \_\_\_\_\_  
Time: \_\_\_\_\_

Received for lab by: (Signature)  
*M. Warren*

Date: **12-07-17**  
Time: **0845**

Hold: \_\_\_\_\_  
Condition: **NCF 1 OK**

**CH2M Hill- Kinder Morgan- Atlanta, GA**  
 6600 Peachtree Dunwoody Road

Billing Information:  
**Accounts Payable**  
 1000 Windward Concourse  
 Ste 450  
 Alpharetta, GA 30005

Report to:  
**Bethany Garvey**

Email To: bgarvey@ch2m.com;  
 tom.wiley@ch2m.com; scott.powell@ch2m.com;

Project Description: **Lewis Drive Groundwater**

City/State Collected: **BELTON, SC**

Phone: **770-604-9182**  
 Fax:

Client Project #  
**684910.LD.MR.GW**

Lab Project #  
**KINCH2MGA-LEWIS12**

Collected by (print):  
**MELISSA WARREN**

Site/Facility ID #  
**LEWIS DR.**

P.O. #

Collected by (signature):  
*Melissa Warren*

Rush? (Lab MUST Be Notified)  
 Same Day  Five Day  
 Next Day  5 Day (Rad Only)  
 Two Day  10 Day (Rad Only)  
 Three Day

Quote #  
 Date Results Needed

Immediately Packed on Ice  Y  N

Sample ID	Comp/Grab	Matrix *	Depth	Date	Time	No. of Cntrs
MW-50B-120617	GRAB	GW	NA	12/06/17	1500	3
MW-48B-120617		GW			1510	3
MW-47-120617		GW			1545	3
MW-31-120617		GW			1550	3
MW-33T-120617		GW			1600	3
FB01-120617		GW			1605	3
TB01-120617	∨	GW	∨	∨	1505	1
		GW				

Analysis / Container / Preservative	Pres. Chk
*NITRATE,SULFATE* 125mlHDPE-NoPres	X
ALK,CO2 125mlHDPE-NoPres	X
RSK175 40mlAmb HCl	X
V8260BTEXMNSC 40mlAmb-HCl	X
V8260BTEXMNSC 40mlAmb-HCl-Bik	X
BTEX	X
MTBE	X
NAPHTHALENE	X
1,2-DCA	X

Chain of Custody Page 4 of 4



LAB SCIENCES  
 a subsidiary of PerkinElmer

12065 Lebanon Rd  
 Mount Juliet, TN 37122  
 Phone: 615-758-5858  
 Phone: 800-767-5859  
 Fax: 615-758-5859



L# **L955764**

Table #

Acctnum: **KINCH2MGA**

Template: **T130277**

Prelogin: **P627788**

TSR: **526 - Chris McCord**

PB: **11-22-17**

Shipped Via: **FedEX Ground**

Remarks: Sample # (lab only)

\* Matrix:  
 SS - Soil AIR - Air F - Filter  
 GW - Groundwater B - Bioassay  
 WW - WasteWater  
 DW - Drinking Water  
 OT - Other

Remarks: \*NITRATE/SULFATE\* has a 48hr hold time.

Samples returned via:  
 UPS  FedEx  Courier

Tracking # **414252212786**

pH \_\_\_\_\_ Temp \_\_\_\_\_  
 Flow \_\_\_\_\_ Other \_\_\_\_\_

Trip Blank Received: Yes  No   
 HCl/ MeOH  
 TBR

Sample Receipt Checklist

COC Seal Present/Intact:	<input type="checkbox"/> NP	<input type="checkbox"/> N
COC Signed/Accurate:	<input checked="" type="checkbox"/>	<input type="checkbox"/> N
Bottles arrive intact:	<input checked="" type="checkbox"/>	<input type="checkbox"/> N
Correct bottles used:	<input checked="" type="checkbox"/>	<input type="checkbox"/> N
Sufficient volume sent:	<input checked="" type="checkbox"/>	<input type="checkbox"/> N
If Applicable		
VOA Zero Headspace:	<input checked="" type="checkbox"/>	<input type="checkbox"/> N
Preservation Correct/Checked:	<input checked="" type="checkbox"/>	<input type="checkbox"/> N

Relinquished by: (Signature)  
*Melissa Warren*

Date: **12/06/17**  
 Time: **1730**

Received by: (Signature)

Temp: **2.1<sup>40</sup>** °C  
 Bottles Received: **33**

If preservation required by Login: Date/Time

Relinquished by: (Signature)

Date: \_\_\_\_\_  
 Time: \_\_\_\_\_

Received for lab by: (Signature)  
*Manner*

Date: **12-07-17**  
 Time: **0845**

Hold: \_\_\_\_\_  
 Condition: **NCF / OK**

December 14, 2017

## CH2M Hill- Kinder Morgan- Atlanta, GA

Sample Delivery Group: L956125  
Samples Received: 12/08/2017  
Project Number: 684910.LD.MR.GW  
Description: Lewis Drive Groundwater  
Site: LEWIS DR.  
Report To: Bethany Garvey  
6600 Peachtree Dunwoody Road  
400 Embassy Row - Suite 600  
Atlanta, GA 30328

Entire Report Reviewed By:



Chris McCord  
Technical Service Representative

Results relate only to the items tested or calibrated and are reported as rounded values. This test report shall not be reproduced, except in full, without written approval of the laboratory. Where applicable, sampling conducted by ESC is performed per guidance provided in laboratory standard operating procedures: 060302, 060303, and 060304.



<b>Cp: Cover Page</b>	<b>1</b>	<b><sup>1</sup>Cp</b>
<b>Tc: Table of Contents</b>	<b>2</b>	
<b>Ss: Sample Summary</b>	<b>3</b>	<b><sup>2</sup>Tc</b>
<b>Cn: Case Narrative</b>	<b>6</b>	
<b>Sr: Sample Results</b>	<b>7</b>	<b><sup>3</sup>Ss</b>
MW-10-120717 L956125-01	7	
MW-02B-120717 L956125-02	8	<b><sup>4</sup>Cn</b>
MW-02-120717 L956125-03	9	<b><sup>5</sup>Sr</b>
MW-32-120717 L956125-04	10	
MW-04-120717 L956125-05	11	<b><sup>6</sup>Qc</b>
MW-05-120717 L956125-06	12	
MW-06-120717 L956125-07	13	<b><sup>7</sup>Gl</b>
MW-06B-D-120717 L956125-08	14	<b><sup>8</sup>Al</b>
MW-06B-120717 L956125-09	15	
MW-09B-120717 L956125-10	16	<b><sup>9</sup>Sc</b>
MW-09-120717 L956125-11	17	
MW-08-120717 L956125-12	18	
MW-45B-120717 L956125-13	19	
MW-21-120717 L956125-14	20	
MW-17B-120717 L956125-15	21	
MW-36-120717 L956125-16	22	
MW-36B-120717 L956125-17	23	
FB01-120717 L956125-18	24	
TB01-120717 L956125-19	25	
<b>Qc: Quality Control Summary</b>	<b>26</b>	
Wet Chemistry by Method 2320 B-2011	26	
Wet Chemistry by Method 4500CO2 D-2011	27	
Wet Chemistry by Method 9056A	28	
Volatile Organic Compounds (GC) by Method RSK175	30	
Volatile Organic Compounds (GC/MS) by Method 8260B	31	
<b>Gl: Glossary of Terms</b>	<b>32</b>	
<b>Al: Accreditations &amp; Locations</b>	<b>33</b>	
<b>Sc: Sample Chain of Custody</b>	<b>34</b>	

# SAMPLE SUMMARY



## MW-10-120717 L956125-01 GW

Collected by  
M. Warren  
Collected date/time  
12/07/17 08:15  
Received date/time  
12/08/17 08:45

Method	Batch	Dilution	Preparation date/time	Analysis date/time	Analyst
Wet Chemistry by Method 2320 B-2011	WG1051410	1	12/12/17 07:45	12/12/17 07:45	MCG
Wet Chemistry by Method 4500CO2 D-2011	WG1051410	1	12/12/17 07:45	12/12/17 07:45	MCG
Wet Chemistry by Method 9056A	WG1051268	1	12/08/17 17:44	12/08/17 17:44	KCF
Volatile Organic Compounds (GC) by Method RSK175	WG1052227	1	12/12/17 10:55	12/12/17 10:55	BG
Volatile Organic Compounds (GC/MS) by Method 8260B	WG1051388	1	12/09/17 01:15	12/09/17 01:15	LRL

- 1  
Cp
- 2  
Tc
- 3  
Ss
- 4  
Cn

## MW-02B-120717 L956125-02 GW

Collected by  
M. Warren  
Collected date/time  
12/07/17 08:30  
Received date/time  
12/08/17 08:45

Method	Batch	Dilution	Preparation date/time	Analysis date/time	Analyst
Volatile Organic Compounds (GC/MS) by Method 8260B	WG1051388	1	12/09/17 01:35	12/09/17 01:35	LRL

- 5  
Sr
- 6  
Qc
- 7  
Gl

## MW-02-120717 L956125-03 GW

Collected by  
M. Warren  
Collected date/time  
12/07/17 08:35  
Received date/time  
12/08/17 08:45

Method	Batch	Dilution	Preparation date/time	Analysis date/time	Analyst
Wet Chemistry by Method 2320 B-2011	WG1051410	1	12/12/17 07:52	12/12/17 07:52	MCG
Wet Chemistry by Method 4500CO2 D-2011	WG1051410	1	12/12/17 07:52	12/12/17 07:52	MCG
Wet Chemistry by Method 9056A	WG1051268	1	12/08/17 18:41	12/08/17 18:41	KCF
Volatile Organic Compounds (GC) by Method RSK175	WG1052227	1	12/12/17 11:02	12/12/17 11:02	BG
Volatile Organic Compounds (GC/MS) by Method 8260B	WG1051388	1	12/09/17 01:54	12/09/17 01:54	LRL
Volatile Organic Compounds (GC/MS) by Method 8260B	WG1051388	10	12/09/17 22:42	12/09/17 22:42	BMB

- 8  
Al
- 9  
Sc

## MW-32-120717 L956125-04 GW

Collected by  
M. Warren  
Collected date/time  
12/07/17 08:50  
Received date/time  
12/08/17 08:45

Method	Batch	Dilution	Preparation date/time	Analysis date/time	Analyst
Wet Chemistry by Method 2320 B-2011	WG1051410	1	12/12/17 07:58	12/12/17 07:58	MCG
Wet Chemistry by Method 4500CO2 D-2011	WG1051410	1	12/12/17 07:58	12/12/17 07:58	MCG
Wet Chemistry by Method 9056A	WG1051268	1	12/08/17 18:55	12/08/17 18:55	KCF
Volatile Organic Compounds (GC) by Method RSK175	WG1052227	1	12/12/17 11:12	12/12/17 11:12	BG
Volatile Organic Compounds (GC/MS) by Method 8260B	WG1051388	1	12/09/17 02:13	12/09/17 02:13	LRL

## MW-04-120717 L956125-05 GW

Collected by  
M. Warren  
Collected date/time  
12/07/17 09:05  
Received date/time  
12/08/17 08:45

Method	Batch	Dilution	Preparation date/time	Analysis date/time	Analyst
Volatile Organic Compounds (GC/MS) by Method 8260B	WG1051388	1	12/09/17 02:32	12/09/17 02:32	LRL

## MW-05-120717 L956125-06 GW

Collected by  
M. Warren  
Collected date/time  
12/07/17 09:15  
Received date/time  
12/08/17 08:45

Method	Batch	Dilution	Preparation date/time	Analysis date/time	Analyst
Volatile Organic Compounds (GC/MS) by Method 8260B	WG1051388	1	12/09/17 02:51	12/09/17 02:51	LRL

# SAMPLE SUMMARY



## MW-06-120717 L956125-07 GW

Method	Batch	Dilution	Preparation date/time	Analysis date/time	Analyst
Volatile Organic Compounds (GC/MS) by Method 8260B	WG1051388	1	12/09/17 03:11	12/09/17 03:11	LRL

Collected by: M. Warren  
 Collected date/time: 12/07/17 09:25  
 Received date/time: 12/08/17 08:45

1  
Cp

2  
Tc

3  
Ss

## MW-06B-D-120717 L956125-08 GW

Method	Batch	Dilution	Preparation date/time	Analysis date/time	Analyst
Volatile Organic Compounds (GC/MS) by Method 8260B	WG1051388	1	12/09/17 03:30	12/09/17 03:30	LRL

Collected by: M. Warren  
 Collected date/time: 12/07/17 09:30  
 Received date/time: 12/08/17 08:45

4  
Cn

5  
Sr

## MW-06B-120717 L956125-09 GW

Method	Batch	Dilution	Preparation date/time	Analysis date/time	Analyst
Volatile Organic Compounds (GC/MS) by Method 8260B	WG1051388	1	12/09/17 03:49	12/09/17 03:49	LRL

Collected by: M. Warren  
 Collected date/time: 12/07/17 09:40  
 Received date/time: 12/08/17 08:45

6  
Qc

7  
Gl

## MW-09B-120717 L956125-10 GW

Method	Batch	Dilution	Preparation date/time	Analysis date/time	Analyst
Volatile Organic Compounds (GC/MS) by Method 8260B	WG1051388	1	12/09/17 04:08	12/09/17 04:08	LRL

Collected by: M. Warren  
 Collected date/time: 12/07/17 10:05  
 Received date/time: 12/08/17 08:45

8  
Al

9  
Sc

## MW-09-120717 L956125-11 GW

Method	Batch	Dilution	Preparation date/time	Analysis date/time	Analyst
Wet Chemistry by Method 2320 B-2011	WG1051410	1	12/12/17 08:03	12/12/17 08:03	MCG
Wet Chemistry by Method 4500CO2 D-2011	WG1051410	1	12/12/17 08:03	12/12/17 08:03	MCG
Wet Chemistry by Method 9056A	WG1051268	1	12/08/17 19:09	12/08/17 19:09	KCF
Volatile Organic Compounds (GC) by Method RSK175	WG1052227	1	12/12/17 11:16	12/12/17 11:16	BG
Volatile Organic Compounds (GC/MS) by Method 8260B	WG1051388	1	12/09/17 04:27	12/09/17 04:27	LRL

Collected by: M. Warren  
 Collected date/time: 12/07/17 10:15  
 Received date/time: 12/08/17 08:45

## MW-08-120717 L956125-12 GW

Method	Batch	Dilution	Preparation date/time	Analysis date/time	Analyst
Wet Chemistry by Method 2320 B-2011	WG1051410	1	12/12/17 08:09	12/12/17 08:09	MCG
Wet Chemistry by Method 4500CO2 D-2011	WG1051410	1	12/12/17 08:09	12/12/17 08:09	MCG
Wet Chemistry by Method 9056A	WG1051268	1	12/08/17 19:51	12/08/17 19:51	KCF
Volatile Organic Compounds (GC) by Method RSK175	WG1052227	1	12/12/17 11:18	12/12/17 11:18	BG
Volatile Organic Compounds (GC/MS) by Method 8260B	WG1051388	1	12/09/17 04:46	12/09/17 04:46	LRL

Collected by: M. Warren  
 Collected date/time: 12/07/17 10:25  
 Received date/time: 12/08/17 08:45

## MW-45B-120717 L956125-13 GW

Method	Batch	Dilution	Preparation date/time	Analysis date/time	Analyst
Volatile Organic Compounds (GC/MS) by Method 8260B	WG1051388	1	12/09/17 05:05	12/09/17 05:05	LRL

Collected by: M. Warren  
 Collected date/time: 12/07/17 11:00  
 Received date/time: 12/08/17 08:45

# SAMPLE SUMMARY



## MW-21-120717 L956125-14 GW

Collected by  
M. Warren  
Collected date/time  
12/07/17 11:05  
Received date/time  
12/08/17 08:45

Method	Batch	Dilution	Preparation date/time	Analysis date/time	Analyst
Volatile Organic Compounds (GC/MS) by Method 8260B	WG1051388	1	12/09/17 05:24	12/09/17 05:24	LRL

1  
Cp

2  
Tc

3  
Ss

## MW-17B-120717 L956125-15 GW

Collected by  
M. Warren  
Collected date/time  
12/07/17 11:15  
Received date/time  
12/08/17 08:45

Method	Batch	Dilution	Preparation date/time	Analysis date/time	Analyst
Volatile Organic Compounds (GC/MS) by Method 8260B	WG1051388	10	12/09/17 05:44	12/09/17 05:44	LRL
Volatile Organic Compounds (GC/MS) by Method 8260B	WG1051388	100	12/09/17 23:02	12/09/17 23:02	BMB
Volatile Organic Compounds (GC/MS) by Method 8260B	WG1051388	500	12/12/17 19:10	12/12/17 19:10	BMB

4  
Cn

5  
Sr

6  
Qc

## MW-36-120717 L956125-16 GW

Collected by  
M. Warren  
Collected date/time  
12/07/17 11:35  
Received date/time  
12/08/17 08:45

Method	Batch	Dilution	Preparation date/time	Analysis date/time	Analyst
Volatile Organic Compounds (GC/MS) by Method 8260B	WG1051388	1	12/09/17 06:03	12/09/17 06:03	LRL
Volatile Organic Compounds (GC/MS) by Method 8260B	WG1051388	1	12/09/17 23:22	12/09/17 23:22	BMB

7  
Gl

8  
Al

9  
Sc

## MW-36B-120717 L956125-17 GW

Collected by  
M. Warren  
Collected date/time  
12/07/17 11:45  
Received date/time  
12/08/17 08:45

Method	Batch	Dilution	Preparation date/time	Analysis date/time	Analyst
Volatile Organic Compounds (GC/MS) by Method 8260B	WG1051388	1	12/09/17 06:22	12/09/17 06:22	LRL

## FB01-120717 L956125-18 GW

Collected by  
M. Warren  
Collected date/time  
12/07/17 12:10  
Received date/time  
12/08/17 08:45

Method	Batch	Dilution	Preparation date/time	Analysis date/time	Analyst
Volatile Organic Compounds (GC/MS) by Method 8260B	WG1051388	1	12/09/17 00:56	12/09/17 00:56	LRL

## TB01-120717 L956125-19 GW

Collected by  
M. Warren  
Collected date/time  
12/07/17 12:15  
Received date/time  
12/08/17 08:45

Method	Batch	Dilution	Preparation date/time	Analysis date/time	Analyst
Volatile Organic Compounds (GC/MS) by Method 8260B	WG1051388	1	12/09/17 00:37	12/09/17 00:37	LRL



All sample aliquots were received at the correct temperature, in the proper containers, with the appropriate preservatives, and within method specified holding times, unless qualified or notated within the report. All MDL (LOD) and RDL (LOQ) values reported for environmental samples have been corrected for the dilution factor used in the analysis. All radiochemical sample results for solids are reported on a dry weight basis with the exception of tritium, carbon-14 and radon, unless wet weight was requested by the client. All Method and Batch Quality Control are within established criteria except where addressed in this case narrative, a non-conformance form or properly qualified within the sample results. By my digital signature below, I affirm to the best of my knowledge, all problems/anomalies observed by the laboratory as having the potential to affect the quality of the data have been identified by the laboratory, and no information or data have been knowingly withheld that would affect the quality of the data.

Chris McCord  
 Technical Service Representative

- <sup>1</sup> Cp
- <sup>2</sup> Tc
- <sup>3</sup> Ss
- <sup>4</sup> Cn
- <sup>5</sup> Sr
- <sup>6</sup> Qc
- <sup>7</sup> Gl
- <sup>8</sup> Al
- <sup>9</sup> Sc





Wet Chemistry by Method 2320 B-2011

Analyte	Result	Qualifier	RDL	Dilution	Analysis	Batch
	ug/l		ug/l		date / time	
Alkalinity	ND		20000	1	12/12/2017 07:45	<a href="#">WG1051410</a>

Sample Narrative:

L956125-01 WG1051410: Endpoint pH 4.5

Wet Chemistry by Method 4500CO2 D-2011

Analyte	Result	Qualifier	RDL	Dilution	Analysis	Batch
	ug/l		ug/l		date / time	
Free Carbon Dioxide	20400	<u>T8</u>	20000	1	12/12/2017 07:45	<a href="#">WG1051410</a>

Sample Narrative:

L956125-01 WG1051410: Endpoint pH 4.5

Wet Chemistry by Method 9056A

Analyte	Result	Qualifier	RDL	Dilution	Analysis	Batch
	ug/l		ug/l		date / time	
Nitrate as (N)	111	<u>P1</u>	100	1	12/08/2017 17:44	<a href="#">WG1051268</a>
Sulfate	ND		5000	1	12/08/2017 17:44	<a href="#">WG1051268</a>

Volatile Organic Compounds (GC) by Method RSK175

Analyte	Result	Qualifier	RDL	Dilution	Analysis	Batch
	ug/l		ug/l		date / time	
Methane	ND		10.0	1	12/12/2017 10:55	<a href="#">WG1052227</a>
Ethane	ND		13.0	1	12/12/2017 10:55	<a href="#">WG1052227</a>
Ethene	ND		13.0	1	12/12/2017 10:55	<a href="#">WG1052227</a>

Volatile Organic Compounds (GC/MS) by Method 8260B

Analyte	Result	Qualifier	RDL	Dilution	Analysis	Batch
	ug/l		ug/l		date / time	
Benzene	ND		1.00	1	12/09/2017 01:15	<a href="#">WG1051388</a>
Toluene	ND		1.00	1	12/09/2017 01:15	<a href="#">WG1051388</a>
Ethylbenzene	ND		1.00	1	12/09/2017 01:15	<a href="#">WG1051388</a>
Total Xylenes	ND		3.00	1	12/09/2017 01:15	<a href="#">WG1051388</a>
Methyl tert-butyl ether	ND		1.00	1	12/09/2017 01:15	<a href="#">WG1051388</a>
Naphthalene	ND		5.00	1	12/09/2017 01:15	<a href="#">WG1051388</a>
1,2-Dichloroethane	ND		1.00	1	12/09/2017 01:15	<a href="#">WG1051388</a>
(S) Toluene-d8	97.7		80.0-120		12/09/2017 01:15	<a href="#">WG1051388</a>
(S) Dibromofluoromethane	101		76.0-123		12/09/2017 01:15	<a href="#">WG1051388</a>
(S) 4-Bromofluorobenzene	100		80.0-120		12/09/2017 01:15	<a href="#">WG1051388</a>

1 Cp

2 Tc

3 Ss

4 Cn

5 Sr

6 Qc

7 Gl

8 Al

9 Sc



Volatile Organic Compounds (GC/MS) by Method 8260B

Analyte	Result	Qualifier	RDL	Dilution	Analysis	Batch
	ug/l		ug/l		date / time	
Benzene	ND		1.00	1	12/09/2017 01:35	<a href="#">WG1051388</a>
Toluene	1.11		1.00	1	12/09/2017 01:35	<a href="#">WG1051388</a>
Ethylbenzene	ND		1.00	1	12/09/2017 01:35	<a href="#">WG1051388</a>
Total Xylenes	ND		3.00	1	12/09/2017 01:35	<a href="#">WG1051388</a>
Methyl tert-butyl ether	ND		1.00	1	12/09/2017 01:35	<a href="#">WG1051388</a>
Naphthalene	ND		5.00	1	12/09/2017 01:35	<a href="#">WG1051388</a>
1,2-Dichloroethane	ND		1.00	1	12/09/2017 01:35	<a href="#">WG1051388</a>
(S) Toluene-d8	92.8		80.0-120		12/09/2017 01:35	<a href="#">WG1051388</a>
(S) Dibromofluoromethane	101		76.0-123		12/09/2017 01:35	<a href="#">WG1051388</a>
(S) 4-Bromofluorobenzene	98.9		80.0-120		12/09/2017 01:35	<a href="#">WG1051388</a>

1 Cp

2 Tc

3 Ss

4 Cn

5 Sr

6 Qc

7 Gl

8 Al

9 Sc



Wet Chemistry by Method 2320 B-2011

Analyte	Result	Qualifier	RDL	Dilution	Analysis	Batch
	ug/l		ug/l		date / time	
Alkalinity	23000		20000	1	12/12/2017 07:52	<a href="#">WG1051410</a>

Sample Narrative:

L956125-03 WG1051410: Endpoint pH 4.5

Wet Chemistry by Method 4500CO2 D-2011

Analyte	Result	Qualifier	RDL	Dilution	Analysis	Batch
	ug/l		ug/l		date / time	
Free Carbon Dioxide	ND	<u>T8</u>	20000	1	12/12/2017 07:52	<a href="#">WG1051410</a>

Sample Narrative:

L956125-03 WG1051410: Endpoint pH 4.5

Wet Chemistry by Method 9056A

Analyte	Result	Qualifier	RDL	Dilution	Analysis	Batch
	ug/l		ug/l		date / time	
Nitrate as (N)	ND		100	1	12/08/2017 18:41	<a href="#">WG1051268</a>
Sulfate	ND		5000	1	12/08/2017 18:41	<a href="#">WG1051268</a>

Volatile Organic Compounds (GC) by Method RSK175

Analyte	Result	Qualifier	RDL	Dilution	Analysis	Batch
	ug/l		ug/l		date / time	
Methane	25.8		10.0	1	12/12/2017 11:02	<a href="#">WG1052227</a>
Ethane	ND		13.0	1	12/12/2017 11:02	<a href="#">WG1052227</a>
Ethene	ND		13.0	1	12/12/2017 11:02	<a href="#">WG1052227</a>

Volatile Organic Compounds (GC/MS) by Method 8260B

Analyte	Result	Qualifier	RDL	Dilution	Analysis	Batch
	ug/l		ug/l		date / time	
Benzene	153		1.00	1	12/09/2017 01:54	<a href="#">WG1051388</a>
Toluene	313		10.0	10	12/09/2017 22:42	<a href="#">WG1051388</a>
Ethylbenzene	15.1		1.00	1	12/09/2017 01:54	<a href="#">WG1051388</a>
Total Xylenes	441		30.0	10	12/09/2017 22:42	<a href="#">WG1051388</a>
Methyl tert-butyl ether	70.9		1.00	1	12/09/2017 01:54	<a href="#">WG1051388</a>
Naphthalene	12.8		5.00	1	12/09/2017 01:54	<a href="#">WG1051388</a>
1,2-Dichloroethane	ND		1.00	1	12/09/2017 01:54	<a href="#">WG1051388</a>
(S) Toluene-d8	94.9		80.0-120		12/09/2017 01:54	<a href="#">WG1051388</a>
(S) Toluene-d8	107		80.0-120		12/09/2017 22:42	<a href="#">WG1051388</a>
(S) Dibromofluoromethane	99.6		76.0-123		12/09/2017 01:54	<a href="#">WG1051388</a>
(S) Dibromofluoromethane	95.7		76.0-123		12/09/2017 22:42	<a href="#">WG1051388</a>
(S) 4-Bromofluorobenzene	97.7		80.0-120		12/09/2017 01:54	<a href="#">WG1051388</a>
(S) 4-Bromofluorobenzene	99.6		80.0-120		12/09/2017 22:42	<a href="#">WG1051388</a>

- 1 Cp
- 2 Tc
- 3 Ss
- 4 Cn
- 5 Sr
- 6 Qc
- 7 Gl
- 8 Al
- 9 Sc



Wet Chemistry by Method 2320 B-2011

Analyte	Result	Qualifier	RDL	Dilution	Analysis	Batch
	ug/l		ug/l		date / time	
Alkalinity	ND		20000	1	12/12/2017 07:58	<a href="#">WG1051410</a>

Sample Narrative:

L956125-04 WG1051410: Endpoint pH 4.5

Wet Chemistry by Method 4500CO2 D-2011

Analyte	Result	Qualifier	RDL	Dilution	Analysis	Batch
	ug/l		ug/l		date / time	
Free Carbon Dioxide	ND	<u>T8</u>	20000	1	12/12/2017 07:58	<a href="#">WG1051410</a>

Sample Narrative:

L956125-04 WG1051410: Endpoint pH 4.5

Wet Chemistry by Method 9056A

Analyte	Result	Qualifier	RDL	Dilution	Analysis	Batch
	ug/l		ug/l		date / time	
Nitrate as (N)	1620		100	1	12/08/2017 18:55	<a href="#">WG1051268</a>
Sulfate	ND		5000	1	12/08/2017 18:55	<a href="#">WG1051268</a>

Volatile Organic Compounds (GC) by Method RSK175

Analyte	Result	Qualifier	RDL	Dilution	Analysis	Batch
	ug/l		ug/l		date / time	
Methane	ND		10.0	1	12/12/2017 11:12	<a href="#">WG1052227</a>
Ethane	ND		13.0	1	12/12/2017 11:12	<a href="#">WG1052227</a>
Ethene	ND		13.0	1	12/12/2017 11:12	<a href="#">WG1052227</a>

Volatile Organic Compounds (GC/MS) by Method 8260B

Analyte	Result	Qualifier	RDL	Dilution	Analysis	Batch
	ug/l		ug/l		date / time	
Benzene	ND		1.00	1	12/09/2017 02:13	<a href="#">WG1051388</a>
Toluene	ND		1.00	1	12/09/2017 02:13	<a href="#">WG1051388</a>
Ethylbenzene	ND		1.00	1	12/09/2017 02:13	<a href="#">WG1051388</a>
Total Xylenes	ND		3.00	1	12/09/2017 02:13	<a href="#">WG1051388</a>
Methyl tert-butyl ether	ND		1.00	1	12/09/2017 02:13	<a href="#">WG1051388</a>
Naphthalene	ND		5.00	1	12/09/2017 02:13	<a href="#">WG1051388</a>
1,2-Dichloroethane	ND		1.00	1	12/09/2017 02:13	<a href="#">WG1051388</a>
(S) Toluene-d8	96.9		80.0-120		12/09/2017 02:13	<a href="#">WG1051388</a>
(S) Dibromofluoromethane	96.1		76.0-123		12/09/2017 02:13	<a href="#">WG1051388</a>
(S) 4-Bromofluorobenzene	98.5		80.0-120		12/09/2017 02:13	<a href="#">WG1051388</a>

- 1 Cp
- 2 Tc
- 3 Ss
- 4 Cn
- 5 Sr
- 6 Qc
- 7 Gl
- 8 Al
- 9 Sc



Volatile Organic Compounds (GC/MS) by Method 8260B

Analyte	Result	Qualifier	RDL	Dilution	Analysis	Batch
	ug/l		ug/l		date / time	
Benzene	ND		1.00	1	12/09/2017 02:32	<a href="#">WG1051388</a>
Toluene	ND		1.00	1	12/09/2017 02:32	<a href="#">WG1051388</a>
Ethylbenzene	ND		1.00	1	12/09/2017 02:32	<a href="#">WG1051388</a>
Total Xylenes	ND		3.00	1	12/09/2017 02:32	<a href="#">WG1051388</a>
Methyl tert-butyl ether	ND		1.00	1	12/09/2017 02:32	<a href="#">WG1051388</a>
Naphthalene	ND		5.00	1	12/09/2017 02:32	<a href="#">WG1051388</a>
1,2-Dichloroethane	ND		1.00	1	12/09/2017 02:32	<a href="#">WG1051388</a>
(S) Toluene-d8	95.3		80.0-120		12/09/2017 02:32	<a href="#">WG1051388</a>
(S) Dibromofluoromethane	99.3		76.0-123		12/09/2017 02:32	<a href="#">WG1051388</a>
(S) 4-Bromofluorobenzene	101		80.0-120		12/09/2017 02:32	<a href="#">WG1051388</a>

- 1 Cp
- 2 Tc
- 3 Ss
- 4 Cn
- 5 Sr
- 6 Qc
- 7 Gl
- 8 Al
- 9 Sc



Volatile Organic Compounds (GC/MS) by Method 8260B

Analyte	Result	Qualifier	RDL	Dilution	Analysis	Batch
	ug/l		ug/l		date / time	
Benzene	ND		1.00	1	12/09/2017 02:51	<a href="#">WG1051388</a>
Toluene	ND		1.00	1	12/09/2017 02:51	<a href="#">WG1051388</a>
Ethylbenzene	ND		1.00	1	12/09/2017 02:51	<a href="#">WG1051388</a>
Total Xylenes	ND		3.00	1	12/09/2017 02:51	<a href="#">WG1051388</a>
Methyl tert-butyl ether	ND		1.00	1	12/09/2017 02:51	<a href="#">WG1051388</a>
Naphthalene	ND		5.00	1	12/09/2017 02:51	<a href="#">WG1051388</a>
1,2-Dichloroethane	ND		1.00	1	12/09/2017 02:51	<a href="#">WG1051388</a>
(S) Toluene-d8	93.8		80.0-120		12/09/2017 02:51	<a href="#">WG1051388</a>
(S) Dibromofluoromethane	99.4		76.0-123		12/09/2017 02:51	<a href="#">WG1051388</a>
(S) 4-Bromofluorobenzene	99.4		80.0-120		12/09/2017 02:51	<a href="#">WG1051388</a>

- 1 Cp
- 2 Tc
- 3 Ss
- 4 Cn
- 5 Sr
- 6 Qc
- 7 Gl
- 8 Al
- 9 Sc



Volatile Organic Compounds (GC/MS) by Method 8260B

Analyte	Result	Qualifier	RDL	Dilution	Analysis	Batch
	ug/l		ug/l		date / time	
Benzene	ND		1.00	1	12/09/2017 03:11	<a href="#">WG1051388</a>
Toluene	ND		1.00	1	12/09/2017 03:11	<a href="#">WG1051388</a>
Ethylbenzene	ND		1.00	1	12/09/2017 03:11	<a href="#">WG1051388</a>
Total Xylenes	ND		3.00	1	12/09/2017 03:11	<a href="#">WG1051388</a>
Methyl tert-butyl ether	ND		1.00	1	12/09/2017 03:11	<a href="#">WG1051388</a>
Naphthalene	ND		5.00	1	12/09/2017 03:11	<a href="#">WG1051388</a>
1,2-Dichloroethane	ND		1.00	1	12/09/2017 03:11	<a href="#">WG1051388</a>
(S) Toluene-d8	96.3		80.0-120		12/09/2017 03:11	<a href="#">WG1051388</a>
(S) Dibromofluoromethane	100		76.0-123		12/09/2017 03:11	<a href="#">WG1051388</a>
(S) 4-Bromofluorobenzene	100		80.0-120		12/09/2017 03:11	<a href="#">WG1051388</a>

- 1 Cp
- 2 Tc
- 3 Ss
- 4 Cn
- 5 Sr
- 6 Qc
- 7 Gl
- 8 Al
- 9 Sc



Volatile Organic Compounds (GC/MS) by Method 8260B

Analyte	Result	Qualifier	RDL	Dilution	Analysis	Batch
	ug/l		ug/l		date / time	
Benzene	ND		1.00	1	12/09/2017 03:30	<a href="#">WG1051388</a>
Toluene	1.82		1.00	1	12/09/2017 03:30	<a href="#">WG1051388</a>
Ethylbenzene	ND		1.00	1	12/09/2017 03:30	<a href="#">WG1051388</a>
Total Xylenes	ND		3.00	1	12/09/2017 03:30	<a href="#">WG1051388</a>
Methyl tert-butyl ether	ND		1.00	1	12/09/2017 03:30	<a href="#">WG1051388</a>
Naphthalene	ND		5.00	1	12/09/2017 03:30	<a href="#">WG1051388</a>
1,2-Dichloroethane	ND		1.00	1	12/09/2017 03:30	<a href="#">WG1051388</a>
(S) Toluene-d8	94.2		80.0-120		12/09/2017 03:30	<a href="#">WG1051388</a>
(S) Dibromofluoromethane	99.2		76.0-123		12/09/2017 03:30	<a href="#">WG1051388</a>
(S) 4-Bromofluorobenzene	99.9		80.0-120		12/09/2017 03:30	<a href="#">WG1051388</a>

- 1 Cp
- 2 Tc
- 3 Ss
- 4 Cn
- 5 Sr
- 6 Qc
- 7 Gl
- 8 Al
- 9 Sc





Volatile Organic Compounds (GC/MS) by Method 8260B

Analyte	Result	Qualifier	RDL	Dilution	Analysis date / time	Batch
Benzene	ND		1.00	1	12/09/2017 03:49	<a href="#">WG1051388</a>
Toluene	ND		1.00	1	12/09/2017 03:49	<a href="#">WG1051388</a>
Ethylbenzene	ND		1.00	1	12/09/2017 03:49	<a href="#">WG1051388</a>
Total Xylenes	ND		3.00	1	12/09/2017 03:49	<a href="#">WG1051388</a>
Methyl tert-butyl ether	ND		1.00	1	12/09/2017 03:49	<a href="#">WG1051388</a>
Naphthalene	ND		5.00	1	12/09/2017 03:49	<a href="#">WG1051388</a>
1,2-Dichloroethane	ND		1.00	1	12/09/2017 03:49	<a href="#">WG1051388</a>
(S) Toluene-d8	119		80.0-120		12/09/2017 03:49	<a href="#">WG1051388</a>
(S) Dibromofluoromethane	92.1		76.0-123		12/09/2017 03:49	<a href="#">WG1051388</a>
(S) 4-Bromofluorobenzene	246	J1	80.0-120		12/09/2017 03:49	<a href="#">WG1051388</a>

- 1 Cp
- 2 Tc
- 3 Ss
- 4 Cn
- 5 Sr
- 6 Qc
- 7 Gl
- 8 Al
- 9 Sc



Volatile Organic Compounds (GC/MS) by Method 8260B

Analyte	Result	Qualifier	RDL	Dilution	Analysis	Batch
	ug/l		ug/l		date / time	
Benzene	21.8		1.00	1	12/09/2017 04:08	<a href="#">WG1051388</a>
Toluene	82.1		1.00	1	12/09/2017 04:08	<a href="#">WG1051388</a>
Ethylbenzene	24.7		1.00	1	12/09/2017 04:08	<a href="#">WG1051388</a>
Total Xylenes	179		3.00	1	12/09/2017 04:08	<a href="#">WG1051388</a>
Methyl tert-butyl ether	4.72		1.00	1	12/09/2017 04:08	<a href="#">WG1051388</a>
Naphthalene	11.9		5.00	1	12/09/2017 04:08	<a href="#">WG1051388</a>
1,2-Dichloroethane	ND		1.00	1	12/09/2017 04:08	<a href="#">WG1051388</a>
(S) Toluene-d8	97.0		80.0-120		12/09/2017 04:08	<a href="#">WG1051388</a>
(S) Dibromofluoromethane	76.0		76.0-123		12/09/2017 04:08	<a href="#">WG1051388</a>
(S) 4-Bromofluorobenzene	94.7		80.0-120		12/09/2017 04:08	<a href="#">WG1051388</a>

- 1 Cp
- 2 Tc
- 3 Ss
- 4 Cn
- 5 Sr
- 6 Qc
- 7 Gl
- 8 Al
- 9 Sc



Wet Chemistry by Method 2320 B-2011

Analyte	Result	Qualifier	RDL	Dilution	Analysis	Batch
	ug/l		ug/l		date / time	
Alkalinity	31600		20000	1	12/12/2017 08:03	<a href="#">WG1051410</a>

Sample Narrative:

L956125-11 WG1051410: Endpoint pH 4.5

Wet Chemistry by Method 4500CO2 D-2011

Analyte	Result	Qualifier	RDL	Dilution	Analysis	Batch
	ug/l		ug/l		date / time	
Free Carbon Dioxide	ND	<u>T8</u>	20000	1	12/12/2017 08:03	<a href="#">WG1051410</a>

Sample Narrative:

L956125-11 WG1051410: Endpoint pH 4.5

Wet Chemistry by Method 9056A

Analyte	Result	Qualifier	RDL	Dilution	Analysis	Batch
	ug/l		ug/l		date / time	
Nitrate as (N)	ND		100	1	12/08/2017 19:09	<a href="#">WG1051268</a>
Sulfate	ND		5000	1	12/08/2017 19:09	<a href="#">WG1051268</a>

Volatile Organic Compounds (GC) by Method RSK175

Analyte	Result	Qualifier	RDL	Dilution	Analysis	Batch
	ug/l		ug/l		date / time	
Methane	41.4		10.0	1	12/12/2017 11:16	<a href="#">WG1052227</a>
Ethane	ND		13.0	1	12/12/2017 11:16	<a href="#">WG1052227</a>
Ethene	ND		13.0	1	12/12/2017 11:16	<a href="#">WG1052227</a>

Volatile Organic Compounds (GC/MS) by Method 8260B

Analyte	Result	Qualifier	RDL	Dilution	Analysis	Batch
	ug/l		ug/l		date / time	
Benzene	54.3		1.00	1	12/09/2017 04:27	<a href="#">WG1051388</a>
Toluene	19.6		1.00	1	12/09/2017 04:27	<a href="#">WG1051388</a>
Ethylbenzene	3.44		1.00	1	12/09/2017 04:27	<a href="#">WG1051388</a>
Total Xylenes	64.8		3.00	1	12/09/2017 04:27	<a href="#">WG1051388</a>
Methyl tert-butyl ether	27.5		1.00	1	12/09/2017 04:27	<a href="#">WG1051388</a>
Naphthalene	ND		5.00	1	12/09/2017 04:27	<a href="#">WG1051388</a>
1,2-Dichloroethane	ND		1.00	1	12/09/2017 04:27	<a href="#">WG1051388</a>
(S) Toluene-d8	95.8		80.0-120		12/09/2017 04:27	<a href="#">WG1051388</a>
(S) Dibromofluoromethane	97.1		76.0-123		12/09/2017 04:27	<a href="#">WG1051388</a>
(S) 4-Bromofluorobenzene	98.5		80.0-120		12/09/2017 04:27	<a href="#">WG1051388</a>

- 1 Cp
- 2 Tc
- 3 Ss
- 4 Cn
- 5 Sr
- 6 Qc
- 7 Gl
- 8 Al
- 9 Sc



Wet Chemistry by Method 2320 B-2011

Analyte	Result	Qualifier	RDL	Dilution	Analysis	Batch
	ug/l		ug/l		date / time	
Alkalinity	ND		20000	1	12/12/2017 08:09	<a href="#">WG1051410</a>

Sample Narrative:

L956125-12 WG1051410: Endpoint pH 4.5

Wet Chemistry by Method 4500CO2 D-2011

Analyte	Result	Qualifier	RDL	Dilution	Analysis	Batch
	ug/l		ug/l		date / time	
Free Carbon Dioxide	ND	<u>T8</u>	20000	1	12/12/2017 08:09	<a href="#">WG1051410</a>

Sample Narrative:

L956125-12 WG1051410: Endpoint pH 4.5

Wet Chemistry by Method 9056A

Analyte	Result	Qualifier	RDL	Dilution	Analysis	Batch
	ug/l		ug/l		date / time	
Nitrate as (N)	ND		100	1	12/08/2017 19:51	<a href="#">WG1051268</a>
Sulfate	ND		5000	1	12/08/2017 19:51	<a href="#">WG1051268</a>

Volatile Organic Compounds (GC) by Method RSK175

Analyte	Result	Qualifier	RDL	Dilution	Analysis	Batch
	ug/l		ug/l		date / time	
Methane	ND		10.0	1	12/12/2017 11:18	<a href="#">WG1052227</a>
Ethane	ND		13.0	1	12/12/2017 11:18	<a href="#">WG1052227</a>
Ethene	ND		13.0	1	12/12/2017 11:18	<a href="#">WG1052227</a>

Volatile Organic Compounds (GC/MS) by Method 8260B

Analyte	Result	Qualifier	RDL	Dilution	Analysis	Batch
	ug/l		ug/l		date / time	
Benzene	ND		1.00	1	12/09/2017 04:46	<a href="#">WG1051388</a>
Toluene	ND		1.00	1	12/09/2017 04:46	<a href="#">WG1051388</a>
Ethylbenzene	ND		1.00	1	12/09/2017 04:46	<a href="#">WG1051388</a>
Total Xylenes	ND		3.00	1	12/09/2017 04:46	<a href="#">WG1051388</a>
Methyl tert-butyl ether	ND		1.00	1	12/09/2017 04:46	<a href="#">WG1051388</a>
Naphthalene	ND		5.00	1	12/09/2017 04:46	<a href="#">WG1051388</a>
1,2-Dichloroethane	ND		1.00	1	12/09/2017 04:46	<a href="#">WG1051388</a>
(S) Toluene-d8	95.8		80.0-120		12/09/2017 04:46	<a href="#">WG1051388</a>
(S) Dibromofluoromethane	96.4		76.0-123		12/09/2017 04:46	<a href="#">WG1051388</a>
(S) 4-Bromofluorobenzene	98.1		80.0-120		12/09/2017 04:46	<a href="#">WG1051388</a>

- 1 Cp
- 2 Tc
- 3 Ss
- 4 Cn
- 5 Sr
- 6 Qc
- 7 Gl
- 8 Al
- 9 Sc



Volatile Organic Compounds (GC/MS) by Method 8260B

Analyte	Result	Qualifier	RDL	Dilution	Analysis	Batch
	ug/l		ug/l		date / time	
Benzene	ND		1.00	1	12/09/2017 05:05	<a href="#">WG1051388</a>
Toluene	3.26		1.00	1	12/09/2017 05:05	<a href="#">WG1051388</a>
Ethylbenzene	ND		1.00	1	12/09/2017 05:05	<a href="#">WG1051388</a>
Total Xylenes	ND		3.00	1	12/09/2017 05:05	<a href="#">WG1051388</a>
Methyl tert-butyl ether	ND		1.00	1	12/09/2017 05:05	<a href="#">WG1051388</a>
Naphthalene	ND		5.00	1	12/09/2017 05:05	<a href="#">WG1051388</a>
1,2-Dichloroethane	ND		1.00	1	12/09/2017 05:05	<a href="#">WG1051388</a>
<i>(S) Toluene-d8</i>	96.1		80.0-120		12/09/2017 05:05	<a href="#">WG1051388</a>
<i>(S) Dibromofluoromethane</i>	97.3		76.0-123		12/09/2017 05:05	<a href="#">WG1051388</a>
<i>(S) 4-Bromofluorobenzene</i>	99.0		80.0-120		12/09/2017 05:05	<a href="#">WG1051388</a>

- 1 Cp
- 2 Tc
- 3 Ss
- 4 Cn
- 5 Sr
- 6 Qc
- 7 Gl
- 8 Al
- 9 Sc



Volatile Organic Compounds (GC/MS) by Method 8260B

Analyte	Result	Qualifier	RDL	Dilution	Analysis	Batch
	ug/l		ug/l		date / time	
Benzene	ND		1.00	1	12/09/2017 05:24	<a href="#">WG1051388</a>
Toluene	ND		1.00	1	12/09/2017 05:24	<a href="#">WG1051388</a>
Ethylbenzene	ND		1.00	1	12/09/2017 05:24	<a href="#">WG1051388</a>
Total Xylenes	ND		3.00	1	12/09/2017 05:24	<a href="#">WG1051388</a>
Methyl tert-butyl ether	ND		1.00	1	12/09/2017 05:24	<a href="#">WG1051388</a>
Naphthalene	ND		5.00	1	12/09/2017 05:24	<a href="#">WG1051388</a>
1,2-Dichloroethane	ND		1.00	1	12/09/2017 05:24	<a href="#">WG1051388</a>
(S) Toluene-d8	96.3		80.0-120		12/09/2017 05:24	<a href="#">WG1051388</a>
(S) Dibromofluoromethane	101		76.0-123		12/09/2017 05:24	<a href="#">WG1051388</a>
(S) 4-Bromofluorobenzene	98.7		80.0-120		12/09/2017 05:24	<a href="#">WG1051388</a>

- 1 Cp
- 2 Tc
- 3 Ss
- 4 Cn
- 5 Sr
- 6 Qc
- 7 Gl
- 8 Al
- 9 Sc



Volatile Organic Compounds (GC/MS) by Method 8260B

Analyte	Result ug/l	Qualifier	RDL ug/l	Dilution	Analysis date / time	Batch
Benzene	10600		100	100	12/09/2017 23:02	<a href="#">WG1051388</a>
Toluene	14900		500	500	12/12/2017 19:10	<a href="#">WG1051388</a>
Ethylbenzene	1060		10.0	10	12/09/2017 05:44	<a href="#">WG1051388</a>
Total Xylenes	9210		300	100	12/09/2017 23:02	<a href="#">WG1051388</a>
Methyl tert-butyl ether	1140		10.0	10	12/09/2017 05:44	<a href="#">WG1051388</a>
Naphthalene	178		50.0	10	12/09/2017 05:44	<a href="#">WG1051388</a>
1,2-Dichloroethane	ND		10.0	10	12/09/2017 05:44	<a href="#">WG1051388</a>
(S) Toluene-d8	93.5		80.0-120		12/09/2017 05:44	<a href="#">WG1051388</a>
(S) Toluene-d8	106		80.0-120		12/09/2017 23:02	<a href="#">WG1051388</a>
(S) Toluene-d8	104		80.0-120		12/12/2017 19:10	<a href="#">WG1051388</a>
(S) Dibromofluoromethane	105		76.0-123		12/12/2017 19:10	<a href="#">WG1051388</a>
(S) Dibromofluoromethane	99.9		76.0-123		12/09/2017 05:44	<a href="#">WG1051388</a>
(S) Dibromofluoromethane	94.8		76.0-123		12/09/2017 23:02	<a href="#">WG1051388</a>
(S) 4-Bromofluorobenzene	106		80.0-120		12/12/2017 19:10	<a href="#">WG1051388</a>
(S) 4-Bromofluorobenzene	96.8		80.0-120		12/09/2017 05:44	<a href="#">WG1051388</a>
(S) 4-Bromofluorobenzene	99.8		80.0-120		12/09/2017 23:02	<a href="#">WG1051388</a>

- 1 Cp
- 2 Tc
- 3 Ss
- 4 Cn
- 5 Sr
- 6 Qc
- 7 Gl
- 8 Al
- 9 Sc



Volatile Organic Compounds (GC/MS) by Method 8260B

Analyte	Result	Qualifier	RDL	Dilution	Analysis	Batch
	ug/l		ug/l		date / time	
Benzene	17.5		1.00	1	12/09/2017 23:22	<a href="#">WG1051388</a>
Toluene	30.2		1.00	1	12/09/2017 23:22	<a href="#">WG1051388</a>
Ethylbenzene	ND		1.00	1	12/09/2017 06:03	<a href="#">WG1051388</a>
Total Xylenes	14.4		3.00	1	12/09/2017 23:22	<a href="#">WG1051388</a>
Methyl tert-butyl ether	ND		1.00	1	12/09/2017 06:03	<a href="#">WG1051388</a>
Naphthalene	ND		5.00	1	12/09/2017 06:03	<a href="#">WG1051388</a>
1,2-Dichloroethane	ND		1.00	1	12/09/2017 06:03	<a href="#">WG1051388</a>
(S) Toluene-d8	95.4		80.0-120		12/09/2017 06:03	<a href="#">WG1051388</a>
(S) Toluene-d8	106		80.0-120		12/09/2017 23:22	<a href="#">WG1051388</a>
(S) Dibromofluoromethane	93.5		76.0-123		12/09/2017 23:22	<a href="#">WG1051388</a>
(S) Dibromofluoromethane	96.3		76.0-123		12/09/2017 06:03	<a href="#">WG1051388</a>
(S) 4-Bromofluorobenzene	100		80.0-120		12/09/2017 06:03	<a href="#">WG1051388</a>
(S) 4-Bromofluorobenzene	101		80.0-120		12/09/2017 23:22	<a href="#">WG1051388</a>

- 1 Cp
- 2 Tc
- 3 Ss
- 4 Cn
- 5 Sr
- 6 Qc
- 7 Gl
- 8 Al
- 9 Sc





Volatile Organic Compounds (GC/MS) by Method 8260B

Analyte	Result	Qualifier	RDL	Dilution	Analysis	Batch
	ug/l		ug/l		date / time	
Benzene	ND		1.00	1	12/09/2017 06:22	<a href="#">WG1051388</a>
Toluene	ND		1.00	1	12/09/2017 06:22	<a href="#">WG1051388</a>
Ethylbenzene	ND		1.00	1	12/09/2017 06:22	<a href="#">WG1051388</a>
Total Xylenes	ND		3.00	1	12/09/2017 06:22	<a href="#">WG1051388</a>
Methyl tert-butyl ether	ND		1.00	1	12/09/2017 06:22	<a href="#">WG1051388</a>
Naphthalene	ND		5.00	1	12/09/2017 06:22	<a href="#">WG1051388</a>
1,2-Dichloroethane	ND		1.00	1	12/09/2017 06:22	<a href="#">WG1051388</a>
(S) Toluene-d8	95.3		80.0-120		12/09/2017 06:22	<a href="#">WG1051388</a>
(S) Dibromofluoromethane	98.5		76.0-123		12/09/2017 06:22	<a href="#">WG1051388</a>
(S) 4-Bromofluorobenzene	100		80.0-120		12/09/2017 06:22	<a href="#">WG1051388</a>

- 1 Cp
- 2 Tc
- 3 Ss
- 4 Cn
- 5 Sr
- 6 Qc
- 7 Gl
- 8 Al
- 9 Sc



Volatile Organic Compounds (GC/MS) by Method 8260B

Analyte	Result	Qualifier	RDL	Dilution	Analysis date / time	Batch
Benzene	ND		1.00	1	12/09/2017 00:56	<a href="#">WG1051388</a>
Toluene	ND		1.00	1	12/09/2017 00:56	<a href="#">WG1051388</a>
Ethylbenzene	ND		1.00	1	12/09/2017 00:56	<a href="#">WG1051388</a>
Total Xylenes	ND		3.00	1	12/09/2017 00:56	<a href="#">WG1051388</a>
Methyl tert-butyl ether	ND		1.00	1	12/09/2017 00:56	<a href="#">WG1051388</a>
Naphthalene	ND		5.00	1	12/09/2017 00:56	<a href="#">WG1051388</a>
1,2-Dichloroethane	ND		1.00	1	12/09/2017 00:56	<a href="#">WG1051388</a>
(S) Toluene-d8	93.7		80.0-120		12/09/2017 00:56	<a href="#">WG1051388</a>
(S) Dibromofluoromethane	103		76.0-123		12/09/2017 00:56	<a href="#">WG1051388</a>
(S) 4-Bromofluorobenzene	98.0		80.0-120		12/09/2017 00:56	<a href="#">WG1051388</a>

1 Cp

2 Tc

3 Ss

4 Cn

5 Sr

6 Qc

7 Gl

8 Al

9 Sc



Volatile Organic Compounds (GC/MS) by Method 8260B

Analyte	Result	Qualifier	RDL	Dilution	Analysis date / time	Batch
Benzene	ND		1.00	1	12/09/2017 00:37	<a href="#">WG1051388</a>
Toluene	ND		1.00	1	12/09/2017 00:37	<a href="#">WG1051388</a>
Ethylbenzene	ND		1.00	1	12/09/2017 00:37	<a href="#">WG1051388</a>
Total Xylenes	ND		3.00	1	12/09/2017 00:37	<a href="#">WG1051388</a>
Methyl tert-butyl ether	ND		1.00	1	12/09/2017 00:37	<a href="#">WG1051388</a>
Naphthalene	ND		5.00	1	12/09/2017 00:37	<a href="#">WG1051388</a>
1,2-Dichloroethane	ND		1.00	1	12/09/2017 00:37	<a href="#">WG1051388</a>
(S) Toluene-d8	93.9		80.0-120		12/09/2017 00:37	<a href="#">WG1051388</a>
(S) Dibromofluoromethane	103		76.0-123		12/09/2017 00:37	<a href="#">WG1051388</a>
(S) 4-Bromofluorobenzene	98.2		80.0-120		12/09/2017 00:37	<a href="#">WG1051388</a>

- 1 Cp
- 2 Tc
- 3 Ss
- 4 Cn
- 5 Sr
- 6 Qc
- 7 Gl
- 8 Al
- 9 Sc



L956126-01 Original Sample (OS) • Duplicate (DUP)

(OS) L956126-01 12/11/17 19:49 • (DUP) R3272155-1 12/11/17 19:56

Analyte	Original Result	DUP Result	Dilution	DUP RPD	DUP Qualifier	DUP RPD Limits
	ug/l	ug/l		%		%
Alkalinity	164000	158000	1	3.68		20

Sample Narrative:

OS: Endpoint pH 4.5  
 DUP: Endpoint pH 4.5

1 Cp

2 Tc

3 Ss

4 Cn

5 Sr

L955570-01 Original Sample (OS) • Duplicate (DUP)

(OS) L955570-01 12/12/17 08:31 • (DUP) R3272155-5 12/12/17 08:40

Analyte	Original Result	DUP Result	Dilution	DUP RPD	DUP Qualifier	DUP RPD Limits
	ug/l	ug/l		%		%
Alkalinity	137000	139000	1	1.30		20

Sample Narrative:

OS: Endpoint pH 4.5  
 DUP: Endpoint pH 4.5

6 Qc

7 Gl

8 Al

9 Sc

Laboratory Control Sample (LCS) • Laboratory Control Sample Duplicate (LCSD)

(LCS) R3272155-2 12/11/17 20:02 • (LCSD) R3272155-3 12/12/17 07:29

Analyte	Spike Amount	LCS Result	LCSD Result	LCS Rec.	LCSD Rec.	Rec. Limits	LCS Qualifier	LCSD Qualifier	RPD	RPD Limits
	ug/l	ug/l	ug/l	%	%	%			%	%
Alkalinity	100000	103000	105000	103	105	85.0-115			2.74	20

Sample Narrative:

LCS: Endpoint pH 4.5  
 LCSD: Endpoint pH 4.5



L956126-01 Original Sample (OS) • Duplicate (DUP)

(OS) L956126-01 12/11/17 19:49 • (DUP) R3272155-6 12/11/17 19:56

Analyte	Original Result	DUP Result	Dilution	DUP RPD	DUP Qualifier	DUP RPD Limits
	ug/l	ug/l		%		%
Free Carbon Dioxide	U	ND	1	0.000		20

Sample Narrative:

OS: Endpoint pH 4.5

DUP: Endpoint pH 4.5

<sup>1</sup>Cp

<sup>2</sup>Tc

<sup>3</sup>Ss

<sup>4</sup>Cn

<sup>5</sup>Sr

<sup>6</sup>Qc

<sup>7</sup>Gl

<sup>8</sup>Al

<sup>9</sup>Sc



Method Blank (MB)

(MB) R3271611-1 12/08/17 07:01

Analyte	MB Result	MB Qualifier	MB MDL	MB RDL
Nitrate	U		22.7	100
Sulfate	U		77.4	5000

1 Cp

2 Tc

3 Ss

4 Cn

5 Sr

6 Qc

7 Gl

8 Al

9 Sc

L956118-03 Original Sample (OS) • Duplicate (DUP)

(OS) L956118-03 12/08/17 16:05 • (DUP) R3271611-4 12/08/17 16:19

Analyte	Original Result	DUP Result	Dilution	DUP RPD	DUP Qualifier	DUP RPD Limits
Nitrate	U	0.000	1	0		15
Sulfate	1430	1420	1	1	J	15

L956125-01 Original Sample (OS) • Duplicate (DUP)

(OS) L956125-01 12/08/17 17:44 • (DUP) R3271611-6 12/08/17 17:58

Analyte	Original Result	DUP Result	Dilution	DUP RPD	DUP Qualifier	DUP RPD Limits
Nitrate	111	205	1	59	P1	15
Sulfate	ND	228	1	0		15

Laboratory Control Sample (LCS) • Laboratory Control Sample Duplicate (LCSD)

(LCS) R3271611-2 12/08/17 07:15 • (LCSD) R3271611-3 12/08/17 07:29

Analyte	Spike Amount	LCS Result	LCSD Result	LCS Rec.	LCSD Rec.	Rec. Limits	LCS Qualifier	LCSD Qualifier	RPD	RPD Limits
Nitrate	8000	8430	8380	105	105	80-120			1	15
Sulfate	40000	40800	40400	102	101	80-120			1	15

L956118-03 Original Sample (OS) • Matrix Spike (MS)

(OS) L956118-03 12/08/17 16:05 • (MS) R3271611-5 12/08/17 17:02

Analyte	Spike Amount	Original Result	MS Result	MS Rec.	Dilution	Rec. Limits	MS Qualifier
Nitrate	5000	U	3110	62	1	80-120	J6
Sulfate	50000	1430	33500	64	1	80-120	J6



L956125-01 Original Sample (OS) • Matrix Spike (MS) • Matrix Spike Duplicate (MSD)

(OS) L956125-01 12/08/17 17:44 • (MS) R3271611-7 12/08/17 18:12 • (MSD) R3271611-8 12/08/17 18:26

Analyte	Spike Amount ug/l	Original Result ug/l	MS Result ug/l	MSD Result ug/l	MS Rec. %	MSD Rec. %	Dilution	Rec. Limits %	MS Qualifier	MSD Qualifier	RPD %	RPD Limits %
Nitrate	5000	111	5070	5280	99	103	1	80-120			4	15
Sulfate	50000	ND	54100	53700	108	107	1	80-120			1	15

<sup>1</sup> Cp

<sup>2</sup> Tc

<sup>3</sup> Ss

<sup>4</sup> Cn

<sup>5</sup> Sr

<sup>6</sup> Qc

<sup>7</sup> Gl

<sup>8</sup> Al

<sup>9</sup> Sc



Method Blank (MB)

(MB) R3272222-1 12/12/17 08:52

Analyte	MB Result	MB Qualifier	MB MDL	MB RDL
	ug/l		ug/l	ug/l
Methane	U		2.91	10.0
Ethane	U		4.07	13.0
Ethene	U		4.26	13.0

<sup>1</sup> Cp

<sup>2</sup> Tc

<sup>3</sup> Ss

<sup>4</sup> Cn

<sup>5</sup> Sr

<sup>6</sup> Qc

<sup>7</sup> Gl

<sup>8</sup> Al

<sup>9</sup> Sc

L956095-01 Original Sample (OS) • Duplicate (DUP)

(OS) L956095-01 12/12/17 10:01 • (DUP) R3272222-2 12/12/17 11:06

Analyte	Original Result	DUP Result	Dilution	DUP RPD	DUP Qualifier	DUP RPD Limits
	ug/l	ug/l		%		%
Methane	5090	5020	1	1.45		20
Ethane	U	0.000	1	0.000		20
Ethene	U	0.000	1	0.000		20

L956278-03 Original Sample (OS) • Duplicate (DUP)

(OS) L956278-03 12/12/17 11:27 • (DUP) R3272222-3 12/12/17 11:51

Analyte	Original Result	DUP Result	Dilution	DUP RPD	DUP Qualifier	DUP RPD Limits
	ug/l	ug/l		%		%
Methane	ND	0.000	1	0.000		20
Ethane	ND	0.000	1	0.000		20
Ethene	ND	0.000	1	0.000		20

Laboratory Control Sample (LCS) • Laboratory Control Sample Duplicate (LCSD)

(LCS) R3272222-4 12/12/17 11:54 • (LCSD) R3272222-5 12/12/17 12:17

Analyte	Spike Amount	LCS Result	LCSD Result	LCS Rec.	LCSD Rec.	Rec. Limits	LCS Qualifier	LCSD Qualifier	RPD	RPD Limits
	ug/l	ug/l	ug/l	%	%	%			%	%
Methane	67.8	71.5	72.8	105	107	85.0-115			1.80	20
Ethane	129	112	112	87.0	86.6	85.0-115			0.519	20
Ethene	127	114	113	90.0	89.4	85.0-115			0.677	20





Method Blank (MB)

(MB) R3271630-2 12/09/17 00:17

Analyte	MB Result ug/l	MB Qualifier	MB MDL ug/l	MB RDL ug/l
Benzene	U		0.331	1.00
1,2-Dichloroethane	U		0.361	1.00
Ethylbenzene	U		0.384	1.00
Methyl tert-butyl ether	U		0.367	1.00
Naphthalene	U		1.00	5.00
Toluene	U		0.412	1.00
Xylenes, Total	U		1.06	3.00
(S) Toluene-d8	97.1			80.0-120
(S) Dibromofluoromethane	103			76.0-123
(S) 4-Bromofluorobenzene	101			80.0-120

Laboratory Control Sample (LCS)

(LCS) R3271630-1 12/08/17 23:39

Analyte	Spike Amount ug/l	LCS Result ug/l	LCS Rec. %	Rec. Limits %	LCS Qualifier
Benzene	25.0	23.5	93.9	70.0-130	
1,2-Dichloroethane	25.0	25.4	102	70.0-130	
Ethylbenzene	25.0	24.3	97.1	70.0-130	
Methyl tert-butyl ether	25.0	24.2	96.9	70.0-130	
Naphthalene	25.0	21.8	87.0	70.0-130	
Toluene	25.0	22.1	88.4	70.0-130	
Xylenes, Total	75.0	71.1	94.8	70.0-130	
(S) Toluene-d8			96.7	80.0-120	
(S) Dibromofluoromethane			100	76.0-123	
(S) 4-Bromofluorobenzene			97.8	80.0-120	

1 Cp

2 Tc

3 Ss

4 Cn

5 Sr

6 Qc

7 Gl

8 Al

9 Sc



Guide to Reading and Understanding Your Laboratory Report

The information below is designed to better explain the various terms used in your report of analytical results from the Laboratory. This is not intended as a comprehensive explanation, and if you have additional questions please contact your project representative.

Abbreviations and Definitions

MDL	Method Detection Limit.
ND	Not detected at the Reporting Limit (or MDL where applicable).
RDL	Reported Detection Limit.
Rec.	Recovery.
RPD	Relative Percent Difference.
SDG	Sample Delivery Group.
(S)	Surrogate (Surrogate Standard) - Analytes added to every blank, sample, Laboratory Control Sample/Duplicate and Matrix Spike/Duplicate; used to evaluate analytical efficiency by measuring recovery. Surrogates are not expected to be detected in all environmental media.
U	Not detected at the Reporting Limit (or MDL where applicable).
Analyte	The name of the particular compound or analysis performed. Some Analyses and Methods will have multiple analytes reported.
Dilution	If the sample matrix contains an interfering material, or if concentrations of analytes in the sample are higher than the highest limit of concentration that the laboratory can accurately report, the sample may be diluted for analysis. If a value different than 1 is used in this field, the result reported has already been corrected for this factor.
Limits	These are the target % recovery ranges or % difference value that the laboratory has historically determined as normal for the method and analyte being reported. Successful QC Sample analysis will target all analytes recovered or duplicated within these ranges.
Original Sample	The non-spiked sample in the prep batch used to determine the Relative Percent Difference (RPD) from a quality control sample. The Original Sample may not be included within the reported SDG.
Qualifier	This column provides a letter and/or number designation that corresponds to additional information concerning the result reported. If a Qualifier is present, a definition per Qualifier is provided within the Glossary and Definitions page and potentially a discussion of possible implications of the Qualifier in the Case Narrative if applicable.
Result	The actual analytical final result (corrected for any sample specific characteristics) reported for your sample. If there was no measurable result returned for a specific analyte, the result in this column may state "ND" (Not Detected) or "BDL" (Below Detectable Levels). The information in the results column should always be accompanied by either an MDL (Method Detection Limit) or RDL (Reporting Detection Limit) that defines the lowest value that the laboratory could detect or report for this analyte.
Case Narrative (Cn)	A brief discussion about the included sample results, including a discussion of any non-conformances to protocol observed either at sample receipt by the laboratory from the field or during the analytical process. If present, there will be a section in the Case Narrative to discuss the meaning of any data qualifiers used in the report.
Quality Control Summary (Qc)	This section of the report includes the results of the laboratory quality control analyses required by procedure or analytical methods to assist in evaluating the validity of the results reported for your samples. These analyses are not being performed on your samples typically, but on laboratory generated material.
Sample Chain of Custody (Sc)	This is the document created in the field when your samples were initially collected. This is used to verify the time and date of collection, the person collecting the samples, and the analyses that the laboratory is requested to perform. This chain of custody also documents all persons (excluding commercial shippers) that have had control or possession of the samples from the time of collection until delivery to the laboratory for analysis.
Sample Results (Sr)	This section of your report will provide the results of all testing performed on your samples. These results are provided by sample ID and are separated by the analyses performed on each sample. The header line of each analysis section for each sample will provide the name and method number for the analysis reported.
Sample Summary (Ss)	This section of the Analytical Report defines the specific analyses performed for each sample ID, including the dates and times of preparation and/or analysis.

- 1 Cp
- 2 Tc
- 3 Ss
- 4 Cn
- 5 Sr
- 6 Qc
- 7 Gl
- 8 Al
- 9 Sc

Qualifier	Description
J	The identification of the analyte is acceptable; the reported value is an estimate.
J1	Surrogate recovery limits have been exceeded; values are outside upper control limits.
J6	The sample matrix interfered with the ability to make any accurate determination; spike value is low.
P1	RPD value not applicable for sample concentrations less than 5 times the reporting limit.
T8	Sample(s) received past/too close to holding time expiration.



ESC Lab Sciences is the only environmental laboratory accredited/certified to support your work nationwide from one location. One phone call, one point of contact, one laboratory. No other lab is as accessible or prepared to handle your needs throughout the country. Our capacity and capability from our single location laboratory is comparable to the collective totals of the network laboratories in our industry. The most significant benefit to our "one location" design is the design of our laboratory campus. The model is conducive to accelerated productivity, decreasing turn-around time, and preventing cross contamination, thus protecting sample integrity. Our focus on premium quality and prompt service allows us to be **YOUR LAB OF CHOICE**.  
 \* Not all certifications held by the laboratory are applicable to the results reported in the attached report.

## State Accreditations

Alabama	40660	Nevada	TN-03-2002-34
Alaska	UST-080	New Hampshire	2975
Arizona	AZ0612	New Jersey–NELAP	TN002
Arkansas	88-0469	New Mexico	TN00003
California	01157CA	New York	11742
Colorado	TN00003	North Carolina	Env375
Connecticut	PH-0197	North Carolina <sup>1</sup>	DW21704
Florida	E87487	North Carolina <sup>2</sup>	41
Georgia	NELAP	North Dakota	R-140
Georgia <sup>1</sup>	923	Ohio–VAP	CL0069
Idaho	TN00003	Oklahoma	9915
Illinois	200008	Oregon	TN200002
Indiana	C-TN-01	Pennsylvania	68-02979
Iowa	364	Rhode Island	221
Kansas	E-10277	South Carolina	84004
Kentucky <sup>1</sup>	90010	South Dakota	n/a
Kentucky <sup>2</sup>	16	Tennessee <sup>14</sup>	2006
Louisiana	AI30792	Texas	T 104704245-07-TX
Maine	TN0002	Texas <sup>5</sup>	LAB0152
Maryland	324	Utah	6157585858
Massachusetts	M-TN003	Vermont	VT2006
Michigan	9958	Virginia	109
Minnesota	047-999-395	Washington	C1915
Mississippi	TN00003	West Virginia	233
Missouri	340	Wisconsin	9980939910
Montana	CERT0086	Wyoming	A2LA
Nebraska	NE-OS-15-05		

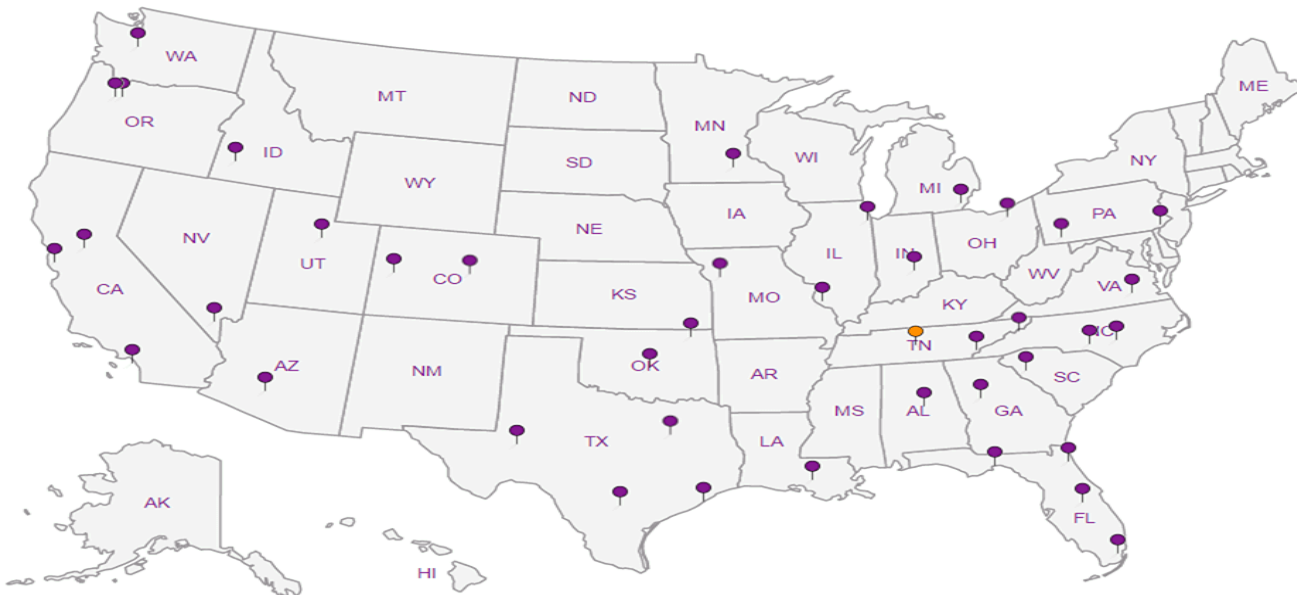
## Third Party & Federal Accreditations

A2LA – ISO 17025	1461.01	AIHA-LAP,LLC	100789
A2LA – ISO 17025 <sup>5</sup>	1461.02	DOD	1461.01
Canada	1461.01	USDA	S-67674
EPA–Crypto	TN00003		

<sup>1</sup> Drinking Water <sup>2</sup> Underground Storage Tanks <sup>3</sup> Aquatic Toxicity <sup>4</sup> Chemical/Microbiological <sup>5</sup> Mold <sup>n/a</sup> Accreditation not applicable

## Our Locations

ESC Lab Sciences has sixty-four client support centers that provide sample pickup and/or the delivery of sampling supplies. If you would like assistance from one of our support offices, please contact our main office. **ESC Lab Sciences performs all testing at our central laboratory.**



1  
Cp

2  
Tc

3  
Ss

4  
Cn

5  
Sr

6  
Qc

7  
Gl

8  
Al

9  
Sc

**CH2M Hill- Kinder Morgan- Atlanta, GA**  
 6600 Peachtree Dunwoody Road

Billing Information:  
**Accounts Payable**  
 1000 Windward Concourse  
 Ste 450  
 Alpharetta, GA 30005

Report to:  
**Bethany Garvey**

Email To: bgarvey@ch2m.com;  
 tom.wiley@ch2m.com; scott.powell@ch2m.com;

Project  
 Description: **Lewis Drive Groundwater**

City/State  
 Collected: **BELTON, SC**

Phone: **770-604-9182**  
 Fax:

Client Project #  
**684910.LD.MR.GW**

Lab Project #  
**KINCH2MGA-LEWIS12**

Collected by (print):  
**M. WARREN**

Site/Facility ID #  
**LEWIS DR**

P.O. #

Collected by (signature):  
*M. Warren*

**Rush?** (Lab MUST Be Notified)  
 \_\_\_ Same Day \_\_\_ Five Day  
 \_\_\_ Next Day \_\_\_ 5 Day (Rad Only)  
 \_\_\_ Two Day \_\_\_ 10 Day (Rad Only)  
 \_\_\_ Three Day

Quote #  
 Date Results Needed

Immediately Packed on Ice **N  Y \_\_\_**

Sample ID	Comp/Grab	Matrix *	Depth	Date	Time	No. of Cntrs
-----------	-----------	----------	-------	------	------	--------------

MW-10-120717	GRAB	GW	N/A	12/07/17	0815	7
MW-02B-120717		GW			0830	3
MW-02-120717		GW			0835	7
MW-32-120717		GW			0850	7
MW-04-120717		GW			0905	3
MW-05-120717		GW			0915	3
MW-06-120717		GW			0925	3
MW-06B-D-120717		GW			0930	3
MW-06B-120717		GW			0940	3
MW-09B-120717		GW			1005	3

Analysis / Container / Preservative							
Pres Chk	<input checked="" type="checkbox"/>	<input checked="" type="checkbox"/>	<input checked="" type="checkbox"/>	<input checked="" type="checkbox"/>		<input checked="" type="checkbox"/>	<input checked="" type="checkbox"/>
	*NITRATE,SULFATE* 125mlHDPE-NoPres	ALK,CO2 125mlHDPE-NoPres	RSK175 40mlAmb HCl	V8260BTEXMNSC 40mlAmb-HCl	V8260BTEXMNSC 40mlAmb-HCl-Bik	BTEX	MTBE
						NAPHTHALENE	1,2-DCA

Chain of Custody Page 1 of 2



LAB SCIENCES  
 a subsidiary of *Acromet*

12065 Lebanon Rd  
 Mount Juliet, TN 37122  
 Phone: 615-758-5858  
 Phone: 800-767-5859  
 Fax: 615-758-5859



L# **956125**  
**H060**

Acctnum: **KINCH2MGA**  
 Template: **T130277**  
 Prelogin: **P627788**  
 TSR: 526 - Chris McCord  
 PB: **11-22-176**

Shipped Via: **FedEX Ground**

Remarks	Sample # (lab only)
	21
	22
	23
	24
	25
	26
	27
	28
	29
	30

\* Matrix:  
 SS - Soil AIR - Air F - Filter  
 GW - Groundwater B - Bioassay  
 WW - WasteWater  
 DW - Drinking Water  
 OT - Other

Remarks: \*NITRATE/SULFATE\* has a 48hr hold time.

Samples returned via:  
 \_\_\_ UPS  FedEx \_\_\_ Courier \_\_\_

Tracking # **4442 5221 2797**

pH \_\_\_ Temp \_\_\_  
 Flow \_\_\_ Other \_\_\_

Sample Receipt Checklist

COC Seal Present/Intact: <input checked="" type="checkbox"/> NP	<input checked="" type="checkbox"/> N
COC Signed/Accurate: <input checked="" type="checkbox"/>	<input checked="" type="checkbox"/> N
Bottles arrive intact: <input checked="" type="checkbox"/>	<input checked="" type="checkbox"/> N
Correct bottles used: <input checked="" type="checkbox"/>	<input checked="" type="checkbox"/> N
Sufficient volume sent: <input checked="" type="checkbox"/>	<input checked="" type="checkbox"/> N
If Applicable	
VOA Zero Headspace: <input checked="" type="checkbox"/>	<input checked="" type="checkbox"/> N
Preservation Correct/Checked: <input checked="" type="checkbox"/>	<input checked="" type="checkbox"/> N

Relinquished by: (Signature)  
*M. Warren*

Date: **12/07/17**  
 Time: **1330**

Received by: (Signature)

Trip Blank Received:  Yes  No  
 HCL / MeOH  
 TBR

Relinquished by: (Signature)

Date: Time:

Received by: (Signature)

Temp: **14.4°C** Bottles Received: **74**

If preservation required by Login: Date/Time

Relinquished by: (Signature)

Date: Time:

Received for lab by (Signature)  
*Jessica Royal 836*

Date: **12-8-17** Time: **8:45**

Hold: Condition: **NCF / OK**

2082

**CH2M Hill- Kinder Morgan- Atlanta, GA**  
 6600 Peachtree Dunwoody Road

Billing Information:  
 Accounts Payable  
 1000 Windward Concourse  
 Ste 450  
 Alpharetta, GA 30005

Report to:  
**Bethany Garvey**

Email To: bgarvey@ch2m.com;  
 tom.wiley@ch2m.com; scott.powell@ch2m.com;

Project Description:  
**Lewis Drive Groundwater**

City/State Collected:  
**BELTON, SC**

Phone: 770-604-9182  
 Fax:

Client Project #  
**684910.LD.MR.GW**

Lab Project #  
**KINCH2MGA-LEWIS12**

Collected by (print):  
**MELISSA WARLEN**

Site/Facility ID #  
**LEWIS DR.**

P.O. #

Collected by (signature):  
*Melissa Warlen*

Rush? (Lab MUST Be Notified)  
 Same Day  Five Day  
 Next Day  5 Day (Rad Only)  
 Two Day  10 Day (Rad Only)  
 Three Day

Quote #

Immediately Packed on Ice:  N  Y

Date Results Needed

Analysis / Container / Preservative									
Pres Chk	X	Y	Y	Y	Y	Y	Y	X	Y
	*NITRATE,SULFATE* 125mlHDPE-NoPres	ALK,C02 125mlHDPE-NoPres	RSK175 40mlAmb HCl	V8260BTEXMNSC 40mlAmb-HCl	V8260BTEXMNSC 40mlAmb-HCl-Bik	BTEX	MTBE	NAPHTHALENE	1,2-DCA

Chain of Custody Page 1 of 1



12065 Lebanon Rd  
 Mount Juliet, TN 37122  
 Phone: 615-758-5858  
 Phone: 800-767-5859  
 Fax: 615-758-5859



L# **456125**

Table #

Acctnum: **KINCH2MGA**

Template: **T130277**

Prelogin: **P627788**

TSR: 526 - Chris McCord

PR: **11-23-176**

Sample ID	Comp/Grab	Matrix *	Depth	Date	Time	Cntrs														
MW-09-120717	GRAB	GW	N/A	12/07/17	1015	7	X	X	X	X	X	X	X	X	X	X	X	X	X	X
MW-08-120717		GW			1025	7	X	X	X	X	X	X	X	X	X	X	X	X	X	X
MW-45B-120717		GW			1100	3				X			X	X	X	X	X	X	X	X
MW-21-120717		GW			1105	3				X			X	X	X	X	X	X	X	X
MW-17B-120717		GW			1115	3				X			X	X	X	X	X	X	X	X
MW-36-120717		GW			1135	3				X			X	X	X	X	X	X	X	X
MW-36B-120717		GW			1145	3				X			X	X	X	X	X	X	X	X
FBO1-120717		GW			1210	3				X	X	X	X	X	X	X	X	X	X	X
TBO1-120717		GW			1215	1				X										

Shipped Via: **FedEX Ground**

\* Matrix:  
 SS - Soil AIR - Air F - Filter  
 GW - Groundwater B - Bioassay  
 WW - WasteWater  
 DW - Drinking Water  
 OT - Other

Remarks: \*NITRATE/SULFATE\* has a 48hr hold time.

Samples returned via:  
 UPS  FedEx  Courier

Tracking # **9142 5221 2797**

Sample Receipt Checklist

COC Seal Present/Intact:	NP	Y	N
COC Signed/Accurate:		Y	N
Bottles arrive intact:		Y	N
Correct bottles used:		Y	N
Sufficient volume sent:		Y	N
VOA Zero Headspace:		Y	N
Preservation Correct/Checked:		Y	N

Relinquished by: (Signature)  
*Melissa Warlen*

Date: **12/07/17**  
 Time: **1330**

Received by: (Signature)

Trip Blank Received:  Yes  No  
 MeOH TBR

Relinquished by: (Signature)

Date:   
 Time:   
 Temp: **1.4°C**

Received by: (Signature)

Bottles Received: **74**

If preservation required by Login: Date/Time

Relinquished by: (Signature)

Date:   
 Time:   
 Received for lab by: (Signature)

*James L. Royal*

Date: **12-8-17**  
 Time: **8:45**

Hold:   
 Condition: **NCF 1 OK**