

Document Receipt Information

Hard Copy CD Email

Date Received 3/28/2018
Permit Number 18693
Project Manager Bobbi Coleman
Name of Contractor Ch2m
UST Certification Number Lewis Drive - Feb 2018 monthly status update
Docket Number 249URP update
Scanned _____



CH2M
3120 Highwoods Boulevard
Suite 214
Raleigh, NC 27604
O +1 919 875 4311
F +1 919 875 8491
www.ch2m.com

March 23, 2018

Delivered via FedEx Overnight Delivery

Ms. Bobbi Coleman
South Carolina Department of Health and Environmental Control (SCDHEC)
Assessment Section, UST Management Division
Bureau of Land and Waste Management
2600 Bull Street
Columbia, SC 29201

Subject: **Lewis Drive – February 2018 Monthly Status Update**
Plantation Pipe Line Company
Belton, South Carolina
Site ID #18693, “Kinder Morgan Belton Pipeline Release”

Dear Ms. Coleman,

On behalf of Plantation Pipe Line Company (Plantation), CH2M HILL Engineers, Inc. (CH2M) is submitting the attached Monthly Status Update covering activities conducted in February 2018 at the Lewis Drive site. If you have any questions or concerns, please call me at 919-760-1777, Mr. Scott Powell/CH2M at 678-530-4457, or Mr. Jerry Aycock/Plantation at 770-751-4165.

Regards,
CH2M HILL Engineers, Inc.

William M. Waldron, P.E.
Program Manager

Attachments:

- Monthly Status Update including:
 - Figure 1 – Groundwater and Surface Water Elevation and Product Thickness Map
 - Table 1 – Field Observations
 - Table 2 – Stream Gauge Construction Information
 - Table 3 – Analytical Results for Surface Water
 - Table 4 – Well Construction Information
 - Table 5 – Groundwater Elevation and Product Thickness Data
 - Table 6 – Product Skimmer Recovery Results
 - Table 7 – Analytical Results for Groundwater
 - Surface Water Analytical Laboratory Reports

- o Groundwater Analytical Laboratory Reports

c: Jerry Aycock, Plantation (Digital, Jerry_Aycock@kindermorgan.com)
Mary Clair Lyons, Esq., Plantation (Digital, Mary_Lyons@kindermorgan.com)
Richard Morton, Esq., Womble Carlyle Sandridge & Rice, PLLC (Digital, rmorton@wcsr.com)
File

Monthly Status Update
Plantation Pipe Line Company
Lewis Drive Remediation
Site ID #18693 “Kinder Morgan Belton Pipeline Release”
February 2018

Surface Water

- Routinely inspected Brown’s Creek and the wetland area south of West Calhoun Road adjacent to Cupboard Creek for hydrocarbon sheen, odor, or distressed vegetation. No new signs of distressed vegetation, hydrocarbon sheen, or odor were noted at Brown’s Creek or the wetland area south of West Calhoun Road adjacent to Cupboard Creek. New turbidity was observed in Brown’s Creek associated with the replacement of the culvert under Lewis Road performed by Anderson County Roads and Bridges. This turbidity was noted and will be monitored. The route of inspection is indicated on Figure 1. A summary of the field observations is provided in Table 1.
- Stream elevations from staff gauges are tabulated in Table 2 and are shown along with groundwater elevations on Figure 1.
- To date, 45 surface water sampling events have been performed and samples during each event were analyzed for benzene, ethylbenzene, toluene, xylenes, and naphthalene (see Table 3). Starting in February, methyl tertiary butyl ether (MTBE) was added to the analyte list for the surface water samples.
- During this reporting period, surface water samples were collected on February 6, 2018. Sixteen surface water samples were collected, at locations SW-01, SW-02, SW-03, SW-04, SW-05, SW-07, SW-08, SW-09, SW-10, SW-11, SW-12, SW-13, SW-14, FP-01, FP-02, and FP-03 (location SW-06 in Cupboard Creek was dry).
 - The following constituent was detected above its surface water standard:
 - 6.69 µg/L benzene at SW-02
 - 3.04 µg/L benzene at SW-04
 - 2.53 µg/L benzene at SW-12
 - Apart from these locations, no dissolved hydrocarbons were detected above their respective surface water standards in the remaining surface water samples. Analytical lab reports are attached.

Product Recovery

- During this reporting period, product recovery transitioned from vac truck to product-skimming canisters (skimmers) and petroleum-absorbent socks (socks). The last vacuum product recovery event was conducted on February 2, 2018. On February 13, 2018, skimmers and socks were deployed in locations that had measurable product in December 2017. During the sitewide gauging event on February 20 and 21, 2018, any location that had a skimmer or sock and the temporary wells (piezometers) that had a monitoring well near it were not gauged.
- Gauged depth to product and depth to water in recovery sumps/trenches/wells, piezometers, monitoring wells, and stream gauges on a routine basis. One location (TW-28 at 0.57 ft) exhibited measurable product thickness of 0.5 foot or greater during the sitewide February gauging event. All recovery features (recovery sumps, trenches, and wells) had product thicknesses less than 0.5 feet during the sitewide February 2018 gauging event. While the skimmers and socks were being deployed, two recovery features had product thicknesses greater than 0.5 feet: 0.70 feet at RS-05 and 0.65 at RW-04. All locations showing greater than 0.5 feet of product are away from surface water bodies at the site and have limited influence from the air sparging remediation system. Construction information for recovery and non-recovery features is presented in Table 4. Groundwater elevation and product thickness data for February 2018 are presented in Table 5. Groundwater elevation and product thicknesses for February 2018 are presented on Figure 1.
- The locations with the skimmers and socks and the amount of product recovered from each of these locations are listed in Table 6. Since February 13, 2018, 2.31 gallons of product has been recovered using the skimmers and socks. Of this quantity, 1.66 gallons (72% of the total) were recovered from recovery sump RS-05.
- Through the end of February 2018, approximately 222,976 gallons (5,309 barrels) of product have been collected.

Groundwater

- Operated and recorded data from six continuous water level data loggers (In Situ Rugged Troll 100) in MW-02, MW-12, MW-15, MW-20, MW-25, and MW-40, and two barometric pressure loggers in MW-01 and MW-10 during the month.

- Collected monthly groundwater samples in accordance with the Corrective Action Plan and Addendum. The analytical lab reports are attached and results are summarized in Table 7.
 - During this reporting period, groundwater samples were collected (or attempted) on February 5 and 6, 2018, from 22 monitoring wells. Four monitoring wells were not sampled because of insufficient water in the well or the presence of product. Samples were analyzed for benzene, ethylbenzene, toluene, total xylenes, 1,2-dichloroethane, MTBE, and naphthalene.
 - The following constituents were detected above their respective groundwater standards:
 - Benzene – in samples from six monitoring wells ranging from 10.8 to 11,100 µg/L
 - Ethylbenzene – in one monitoring well at the concentration of 777 µg/L
 - Toluene – in one monitoring well at the concentration of 20,300 µg/L
 - 1,2-dichloroethane – two monitoring wells have a laboratory reporting/quantitation limit greater than the screening level so it cannot be determined if the analyte was absent or present
 - MTBE – in samples from four monitoring wells ranging from 48.8 to 373 µg/L
 - Naphthalene – two monitoring wells have a laboratory reporting/quantitation limit greater than the screening level so it cannot be determined if the analyte was absent or present
 - Apart from these locations, no dissolved hydrocarbons were detected above their respective groundwater standards in the remaining groundwater samples.

Remedial System Operation

- Continued sparging via vertical well curtains in the Brown’s Creek Protection Zone and Cupboard Creek Protection Zone, and sparging via horizontal wells in the Hayfield Zone.
- Flows in the vertical sparging wells were maintained at approximately 10 standard cubic feet per minute (scfm) each during this period.
- Flows in the 3 horizontal wells in the Hayfield Zone were incrementally increased to approximately 0.70 scfm per foot of screen during this period.
- Maintained flows in the two stream aerators in Brown’s Creek at a rate of 15 scfm each.

Regulatory Interaction

- Submitted *Free Product Recovery Plan Revision 4* to South Carolina Department of Health and Environmental Control (SCDHEC) on February 6, 2018.
- Submitted *Response to CAP and QAPP comments* to SCDHEC on February 9, 2018.
- Submitted *Fourth Quarter 2017 Monitoring Report (Oct 1 – Dec 31)* to SCDHEC on February 27, 2018.
- Submitted *Monthly Status Update for January 2018* to SCDHEC on February 28, 2018.
- Conducted internal stormwater pollution prevention plan (SWPPP) inspection on February 6, 2018.
- The Anderson County Stormwater Department performed a SWPPP inspection on February 23, 2018. No findings were noted.

Future Activities

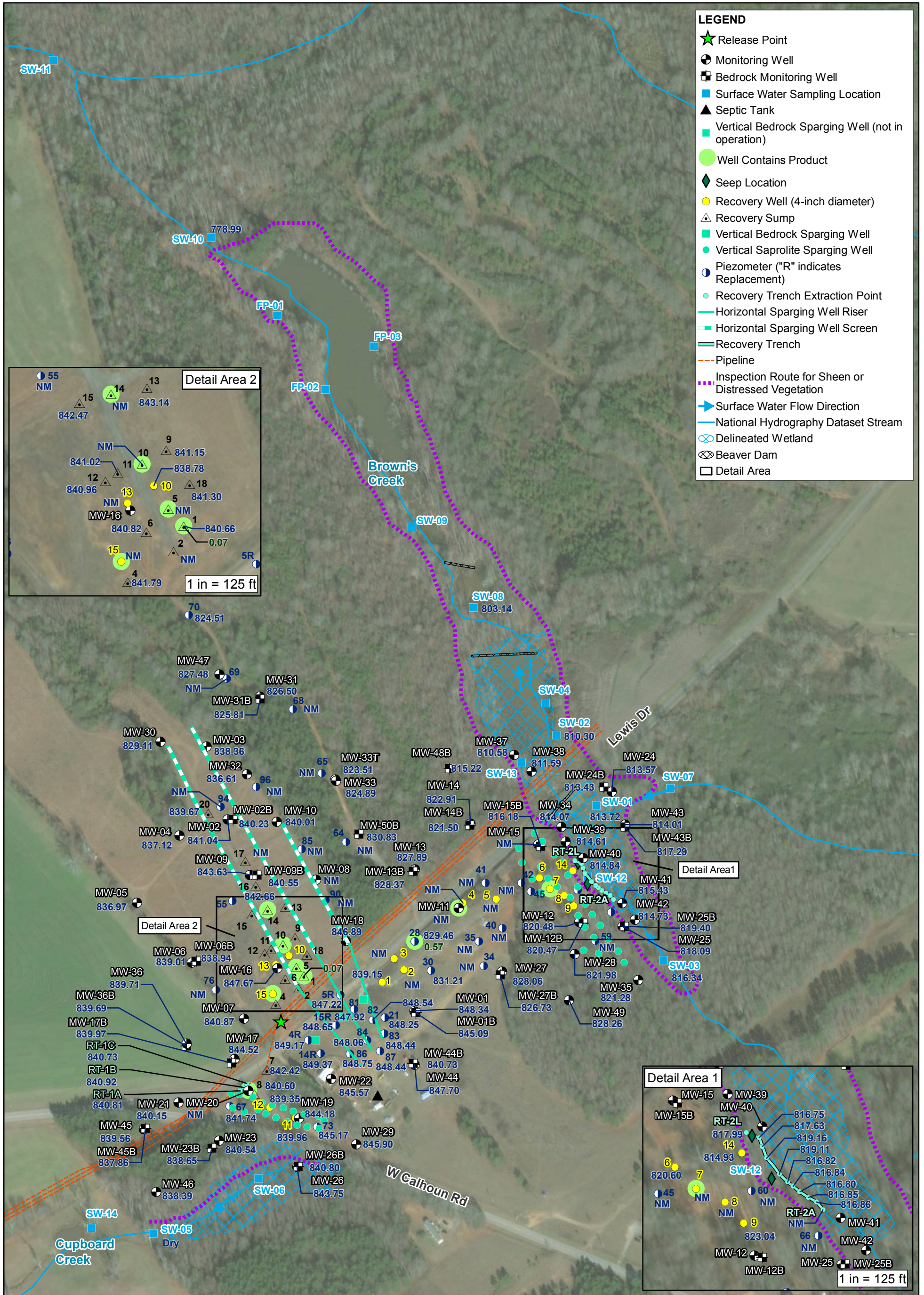
- In accordance with the *Sparging Operating Limits* letter to SCDHEC dated July 26, 2017:
 - Increase flow in the stream aerators to up to a maximum of 15 scfm each.
 - Increase flow in the vertical sparging wells up to a maximum of 15 scfm each.
 - Increase flow in the horizontal sparging wells up to a maximum of 0.75 scfm per foot of screen.
- Implement the bedrock sparging pilot study.
- Recover product using skimmers and socks from select product recovery sumps, trenches, and wells. Collect liquids in two on-site 1,550-gallon poly tanks for eventual off-site disposal.
- Gauge recovery sumps/trenches/wells, piezometers, monitoring wells, and stream gauges monthly for depth to groundwater and free product thickness.
- Conduct groundwater monitoring and reporting monthly.
- Continue routine visual inspections of Brown’s Creek and Cupboard Creek.
- Conduct monthly surface water sampling at 17 established locations along Brown’s Creek and Cupboard Creek in March 2018.
- Install additional monitoring wells to expand the monitoring network north of MW-30 and upgradient of MW-38.
- Abandon 1-inch diameter wells (piezometers) because the existing 2-inch monitoring well network is now sufficient for groundwater elevation and product thickness measurements. The piezometers are now redundant and cannot be used for product removal.
- Continue coordination with landowners and legal counsel on an as-needed basis.

Cumulative Product Shipped from the Site

Date	Destination	Total Product (gal)	Date	Destination	Total Product (gal)
12/9/2014	PPL Greensboro	4,289	6/3/2015	Allied Energies	4,214
12/9/2014	PPL Greensboro	3,100	8/10/2015	Allied Energies	6,000
12/12/2014	PPL Greensboro	1,189	11/2/2015	Allied Energies	5,800
12/30/2014	Crystal Clean (FCC)	5,057	11/13/2015	Crystal Clean (FCC)	2,900
12/31/2014	Crystal Clean (FCC)	5,333	12/1/2015	Allied Energies	6,690
1/4/2015	Crystal Clean (FCC)	5,000	12/1/2015	Allied Energies	6,700
1/4/2015	Crystal Clean (FCC)	2,872	12/7/2015	Crystal Clean (FCC)	500
1/5/2015	Crystal Clean (FCC)	5,013	9/28/2016	Shamrock	495
1/6/2015	Crystal Clean (FCC)	4,800	10/17/2016	Shamrock	110
1/7/2015	Allied Energies	6,532	10/24/2016	Shamrock	85
1/7/2015	Allied Energies	6,425	10/31/2016	Shamrock	70
1/7/2015	Allied Energies	8,200	11/10/2016	Shamrock	168
1/9/2015	Allied Energies	6,482	1/18/2017	A&D Archdale, NC	3,758
1/9/2015	Allied Energies	7,825	3/3/2017	A&D Archdale, NC	460
1/12/2015	Allied Energies	6,540	3/8/2017	A&D Archdale, NC	500
1/12/2015	Allied Energies	6,467	3/15/2017	A&D Archdale, NC	4,189
1/13/2015	Allied Energies	6,732	4/3/2017	A&D Archdale, NC	458
1/13/2015	Allied Energies	6,595	4/19/2017	A&D Archdale, NC	927
1/15/2015	Allied Energies	6,500	4/19/2017	A&D Archdale, NC	747
1/22/2015	Allied Energies	5,791	5/22/2017	A&D Archdale, NC	50
1/23/2015	Allied Energies	5,450	6/7/2017	A&D Archdale, NC	658
1/27/2015	Allied Energies	5,791	6/29/2017	A&D Archdale, NC	695
1/27/2015	Allied Energies	5,557	8/25/2017	A&D Archdale, NC	566
1/27/2015	Allied Energies	6,043	9/8/2017	A&D Archdale, NC	99
1/28/2015	Allied Energies	4,411	1/8/2018	A&D Archdale, NC	6
2/5/2015	Allied Energies	5,513	2/28/2018	Remaining in poly tank	2.31
2/11/2015	Allied Energies	5,732		Total (gallons)	222,976
2/11/2015	Allied Energies	5,606		Total (barrels)	5,309
2/25/2015	Allied Energies	5,583			
3/4/2015	Allied Energies	4,000			
3/16/2015	Allied Energies	5,200			
6/3/2015	Allied Energies	6,500			

Notes:

1. Gasoline and water are field-segregated using two 1,550-gallon poly tanks prior to off-site disposal.



826.73 Corrected Groundwater Elevation as of 2/21/2018 in feet above mean sea level
NM Not measured
0.57 Product Thickness in feet as of 2/21/2018

Base Map Sources:
 *ESRI World Imagery Layer, 2017
 *United States Geological Survey (USGS)
 National Hydrography Dataset (NHD)

Figure 1. Groundwater and Surface Water Elevation and Product Thickness Map
 Lewis Drive Remediation Site
 Belton, South Carolina
 Site ID #18693 "Kinder Morgan Belton Pipeline Release"



Table 1. Field Observation Log

Plantation Pipe Line Company

Lewis Drive Remediation Site, Belton, South Carolina

Site ID #18693 "Kinder Morgan Belton Pipeline Release"

Date	Inspect Wetlands South of Calhoun Road (Any odor, sheen or distressed vegetation? Describe.)	Inspect Brown's Creek Upstream and Downstream of the Culvert Under Lewis Drive (Any odor, sheen or distressed vegetation? Describe.)
2/3/2018	No odors, sheens, or distressed vegetation observed in wetlands South of Calhoun Road.	No odors, sheens or distressed vegetation observed in wetlands either upstream or downstream of Culvert under Lewis Drive.
2/26/2018	No odors, sheens, or distressed vegetation observed in wetlands South of Calhoun Road.	No odors, sheens or distressed vegetation observed in wetlands either upstream or downstream of Culvert under Lewis Drive. Culvert replacement is causing increased turbidity downstream of the intersection of Lewis Dr and Brown's Creek.

Notes:

ID = identification

Table 2. Stream Gauge Construction Information

Plantation Pipe Line Company

Lewis Drive Remediation Site, Belton, South Carolina

Site ID #18693 "Kinder Morgan Belton Pipeline Release"

Location ID	Installation Method	Date Installed	Stream Bottom	Elevation of Zero
			Elevation (ft amsl)	Mark (ft amsl)
SW-01	By hand	3/29/2016	812.39	812.82
SW-02	By hand	3/29/2016	808.36	808.65
SW-03	By hand	3/29/2016	815.05	815.09
SW-05	By hand	3/29/2016	838.69	838.75
SW-08	By hand	3/29/2016	802.14	802.04
SW-10	By hand	3/29/2016	776.62	778.09
SW-14	By hand	7/18/2017	837.13	NS

Notes:

amsl = above mean sea level relative to North American Vertical Datum of 1988 (NAVD88). Benchmark is 34.8289659 degrees north, 82.3710354 degrees west (NAD83, 2011), elevation 929.1 ft NAVD88.

ft = feet

Table 3. Analytical Results for Surface Water

Plantation Pipe Line Company

Lewis Drive Remediation Site, Belton, South Carolina

Site ID #18693 "Kinder Morgan Belton Pipeline Release"

Location	Sample ID	Date Collected	Units	Analyte						
				Benzene	Ethylbenzene	Toluene	m&p-Xylene	o-Xylene	Naphthalene	MTBE
			Screening Value (µg/L):	2.2^a	530^a	1,000^a	NA^b	NA^b	NA^b	NA^b
SW-RELEASE	SW-RELEASE	1/20/2015	µg/L	330	490	2,400	2,100	940	140	5.7^J
	SW01-121114	12/11/2014	µg/L	0.5 U	1 U	1 U	2 U	1 U	1 U	1 U
	SW01-022515	2/25/2015	µg/L	5 U ^c	5 U	5 U	10 U	5 U	5 U	NA
	SW01-030215	3/2/2015	µg/L	5 U ^c	5 U	5 U	10 U	5 U	5 U	NA
	SW01-031115	3/11/2015	µg/L	5 U ^c	5 U	5 U	10 U	5 U	5 U	NA
	SW01-031815	3/18/2015	µg/L	5 U ^c	5 U	5 U	10 U	5 U	5 U	NA
	SW01-033115	3/31/2015	µg/L	5 U ^c	5 U	17.6	10 U	5 U	5 U	NA
	SW01-042215	4/22/2015	µg/L	5 U ^c	5 U	14.9	10 U	5 U	5 U	NA
	SW01-050715	5/7/2015	µg/L	5 U ^c	5 U	7.0	10 U	5 U	5 U	NA
	SW01-051915	5/19/2015	µg/L	5 U ^c	5 U	8.8	10.6	6.4	5 U	NA
	SW01-060315	6/3/2015	µg/L	5 U ^c	5 U	5 U	10 U	5 U	5 U	NA
	SW01-061815	6/18/2015	µg/L	5 U ^c	5 U	5 U	10 U	5 U	5 U	NA
	SW01-071515	7/15/2015	µg/L	5 U ^c	5 U	5 U	10 U	5 U	5 U	NA
	SW01-081315	8/13/2015	µg/L	5 U ^c	5 U	5 U	10 U	5 U	5 U	NA
	SW01-092415	9/24/2015	µg/L	5 U ^c	5 U	5 U	10 U	5 U	5 U	NA
	SW01-102215	10/22/2015	µg/L	1 U	1 U	1 U	2 U	1 U	1 U	NA
	SW01-112415	11/24/2015	µg/L	7.8	1.5	13.0	9.3	4.6	1 U	NA
SW-01	SW01-122215	12/22/2015	µg/L	4.6	1 U	8.8	5.5	3.1	1 U	NA
	SW01-012516	1/25/2016	µg/L	17.6	2.3	36.0	11.3	6.3	1 U	NA
	SW01-021816	2/18/2016	µg/L	23.4	3.0	55.6	15.0	9.1	1 U	NA
	SW01-031616	3/16/2016	µg/L	20.1	2.4	42.3	13.3	7.6	1 U	NA
	SW01-042716	4/27/2016	µg/L	20.8	1 U	30.6	2.9	2.0	1 U	NA
	SW01-050916	5/9/2016	µg/L	16.5	1.4	16.3	7.0	4.8	1 U	NA
	SW01-062716	6/27/2016	µg/L	9	1 U	3.3	2 U	1 U	1 U	NA
	SW01-072816	7/28/2016	µg/L	1 U	1 U	1 U	2 U	1 U	1 U	NA
	SW01-081916	8/19/2016	µg/L	1 U	1 U	1 U	2 U	1 U	1 U	NA
	SW01-092916	9/29/2016	µg/L	1 U	1 U	1 U	2 U	1 U	1 U	NA
	SW01-103116	10/31/2016	µg/L	1 U	1 U	1 U	2 U	1 U	1 U	NA
	SW01-112816	11/28/2016	µg/L	5.0	1 U	10.4	4.9	8.3	1 U	NA
	SW01-122916	12/29/2016	µg/L	12.6	1 U	22.1	11.2	13.5	1 U	NA
	SW01-012017	1/20/2017	µg/L	1.0	1 U	2.3	2 U	3.5	1 U	NA
	SW01-022817	2/28/2017	µg/L	18.5	1.93	37.0	13.8	10.2	5 U	NA
	SW01-031517	3/15/2017	µg/L	3.02	1 U	5.13	2.16	1.74	5 U	NA
	SW01-032117	3/21/2017	µg/L	1 U	1 U	1.57	2 U	1 U	5 U	NA

Table 3. Analytical Results for Surface Water

Plantation Pipe Line Company

Lewis Drive Remediation Site, Belton, South Carolina

Site ID #18693 "Kinder Morgan Belton Pipeline Release"

Location	Sample ID	Date Collected	Units	Analyte						
				Benzene	Ethylbenzene	Toluene	m&p-Xylene	o-Xylene	Naphthalene	MTBE
Screening Value (µg/L):			2.2 ^a	530 ^a	1,000 ^a	NA ^b	NA ^b	NA ^b	NA ^b	
SW-01	SW01-033017	3/30/2017	µg/L	1 U	1 U	1 U	2 U	1 U	5 U	NA
	SW01-040517	4/5/2017	µg/L	1 U	1 U	2.25	2 U	1 U	5 U	NA
	SW01-050417	5/4/2017	µg/L	1 U	1 U	1 U	2 U	1 U	5 U	NA
	SW01-061317	6/13/2017	µg/L	1 U	1 U	1.90	2 U	1 U	5 U	NA
	SW01-071817	7/18/2017	µg/L	1 U	1 U	1 U	2 U	1 U	5 U	NA
	SW01-080217	8/2/2017	µg/L	1 U	1 U	1 U	2 U	1 U	5 U	NA
	SW01-090517	9/5/2017	µg/L	1 U	1 U	1 U	2 U	1 U	5 U	NA
	SW01-120517	12/5/2017	µg/L	1.5	1 U	1.15	2 U	2.14	5 U	NA
	SW01-121417	12/14/2017	µg/L	4.52	1 U	4.52	3.48	3.2	5 U	NA
	SW01-010918	1/9/2018	µg/L	1 U	1 U	1 U	2 U	1.15	5 U	NA
SW01-020618	2/6/2018	µg/L	1 U	1 U	1 U	2 U	1 U	5 U	1 U	
SW-02	SW02-121114	12/11/2014	µg/L	0.5 U	1 U	1 U	2 U	1 U	1 U	1 U
	SW02-022515	2/25/2015	µg/L	5 U ^c	5 U	5 U	10 U	5 U	5 U	NA
	SW02-030215	3/2/2015	µg/L	5 U ^c	5 U	5 U	10 U	5 U	5 U	NA
	SW02-031115	3/11/2015	µg/L	5 U ^c	5 U	5 U	10 U	5 U	5 U	NA
	SW02-031815	3/18/2015	µg/L	5 U ^c	5 U	5 U	10 U	5 U	5 U	NA
	SW02-033115	3/31/2015	µg/L	5 U ^c	5 U	6.0	10 U	5 U	5 U	NA
	SW02-042215	4/22/2015	µg/L	5 U ^c	5 U	13.0	10 U	5 U	5 U	NA
	SW02-050715	5/7/2015	µg/L	5 U ^c	5 U	5 U	10 U	5 U	5 U	NA
	SW02-051915	5/19/2015	µg/L	5 U ^c	5 U	5 U	10 U	5 U	5 U	NA
	SW02-060315	6/3/2015	µg/L	5 U ^c	5 U	5 U	10 U	5 U	5 U	NA
	SW02-061815	6/18/2015	µg/L	5 U ^c	5 U	5 U	10 U	5 U	5 U	NA
	SW02-071515	7/15/2015	µg/L	5 U ^c	5 U	5 U	10 U	5 U	5 U	NA
	SW02-081315	8/13/2015	µg/L	5 U ^c	5 U	5 U	10 U	5 U	5 U	NA
	SW02-092415	9/24/2015	µg/L	5 U ^c	5 U	5 U	10 U	5 U	5 U	NA
	SW02-102215	10/22/2015	µg/L	1 U	1 U	1 U	2 U	1 U	1 U	NA
	SW02-112415	11/24/2015	µg/L	6	1.3	10.0	7.8	4.0	1 U	NA
	SW02-122215	12/22/2015	µg/L	4.1	1 U	7.6	5.1	3.1	1 U	NA
	SW02-012516	1/25/2016	µg/L	12	1.5	25.0	8.4	4.6	1 U	NA
	SW02-021816	2/18/2016	µg/L	15.5	1.8	35.3	10.1	5.9	1 U	NA
	SW02-031616	3/16/2016	µg/L	8	1.0	17.5	5.8	3.9	1 U	NA
SW02-042716	4/27/2016	µg/L	5.6	1 U	7.1	2 U	1 U	1 U	NA	
SW02-050916	5/9/2016	µg/L	7.1	1 U	4.5	2.2	1.6	1 U	NA	
SW02-062716	6/27/2016	µg/L	1 U	1 U	1 U	2 U	1 U	1 U	NA	

Table 3. Analytical Results for Surface Water

Plantation Pipe Line Company

Lewis Drive Remediation Site, Belton, South Carolina

Site ID #18693 "Kinder Morgan Belton Pipeline Release"

Location	Sample ID	Date Collected	Units	Analyte						
				Benzene	Ethylbenzene	Toluene	m&p-Xylene	o-Xylene	Naphthalene	MTBE
			Screening Value (µg/L):	2.2 ^a	530 ^a	1,000 ^a	NA ^b	NA ^b	NA ^b	NA ^b
	SW02-072816	7/28/2016	µg/L	1 U	1 U	1 U	2 U	1 U	1 U	NA
	SW02-081916	8/19/2016	µg/L	1 U	1 U	1 U	2 U	1 U	1 U	NA
	SW02-092916	9/29/2016	µg/L	1 U	1 U	1 U	2 U	1 U	1 U	NA
	SW02-103116	10/31/2016	µg/L	1 U	1 U	1 U	2 U	1 U	1 U	NA
	SW02-112816	11/28/2016	µg/L	5.4	1 U	1.6	2.6	4.8	1 U	NA
	SW02-122916	12/29/2016	µg/L	1 U	1 U	1 U	2 U	1.4	1 U	NA
	SW02-012017	1/20/2017	µg/L	1 U	1 U	1 U	2 U	1 U	1 U	NA
	SW02-022817	2/28/2017	µg/L	10.7	1 U	11.0	4.14	4.23	5 U	NA
	SW02-031517	3/15/2017	µg/L	11.4	1 U	8.6	4.45	3.6	5 U	NA
	SW02-032117	3/21/2017	µg/L	8.42	1 U	2.45	2.48	2.68	5 U	NA
SW-02	SW02-033017	3/30/2017	µg/L	2.18	1 U	1 U	2 U	1 U	5 U	NA
	SW02-040517	4/5/2017	µg/L	2.87	1 U	1.12	2 U	1.14	5 U	NA
	SW02-050417	5/4/2017	µg/L	1 U	1 U	1 U	2 U	1 U	5 U	NA
	SW02-061317	6/13/2017	µg/L	1 U	1 U	1 U	2 U	1 U	5 U	NA
	SW02-071817	7/18/2017	µg/L	1 U	1 U	1 U	2 U	1 U	5 U	NA
	SW02-080217	8/2/2017	µg/L	1 U	1 U	1 U	2 U	1 U	5 U	NA
	SW02-090517	9/5/2017	µg/L	1 U	1 U	1 U	2 U	1 U	5 U	NA
	SW02-120517	12/5/2017	µg/L	26.6	1.8	8.39	10.2	7.17	5 U	NA
	SW02-121417	12/14/2017	µg/L	21.1	1.53	9.40	9.74	7.32	5 U	NA
	SW02-010918	1/9/2018	µg/L	25.0	1.56	12.4	11	8.24	5 U	NA
	SW02-020618	2/6/2018	µg/L	6.69	1 U	2.7	2.75	1.87	5 U	1 U
	SW-UPGRADIENT	1/20/2015	µg/L	0.5 U	1 U	0.23 J	2 U	1 U	1 U	1 U
	SW03-022515	2/25/2015	µg/L	5 U ^c	5 U	5 U	10 U	5 U	5 U	NA
	SW03-030215	3/2/2015	µg/L	5 U ^c	5 U	5 U	10 U	5 U	5 U	NA
	SW03-031115	3/11/2015	µg/L	5 U ^c	5 U	5 U	10 U	5 U	5 U	NA
	SW03-031815	3/18/2015	µg/L	5 U ^c	5 U	5 U	10 U	5 U	5 U	NA
	SW03-033115	3/31/2015	µg/L	5 U ^c	5 U	5 U	10 U	5 U	5 U	NA
SW-03	SW03-042215	4/22/2015	µg/L	5 U ^c	5 U	5 U	10 U	5 U	5 U	NA
	SW03-050715	5/7/2015	µg/L	5 U ^c	5 U	5 U	10 U	5 U	5 U	NA
	SW03-051915	5/19/2015	µg/L	5 U ^c	5 U	5 U	10 U	5 U	5 U	NA
	SW03-060315	6/3/2015	µg/L	5 U ^c	5 U	5 U	10 U	5 U	5 U	NA
	SW03-061815	6/18/2015	µg/L	5 U ^c	5 U	5 U	10 U	5 U	5 U	NA
	SW03-071515	7/15/2015	µg/L	5 U ^c	5 U	5 U	10 U	5 U	5 U	NA
	SW03-081315	8/13/2015	µg/L	5 U ^c	5 U	5 U	10 U	5 U	5 U	NA

Table 3. Analytical Results for Surface Water

Plantation Pipe Line Company

Lewis Drive Remediation Site, Belton, South Carolina

Site ID #18693 "Kinder Morgan Belton Pipeline Release"

Location	Sample ID	Date Collected	Units	Analyte						
				Benzene	Ethylbenzene	Toluene	m&p-Xylene	o-Xylene	Naphthalene	MTBE
Screening Value (µg/L):			2.2 ^a	530 ^a	1,000 ^a	NA ^b	NA ^b	NA ^b	NA ^b	
	--	9/24/2015	--	NS-IW	NS-IW	NS-IW	NS-IW	NS-IW	NS-IW	NS-IW
	SW03-102215	10/22/2015	µg/L	1 U	1 U	1 U	2 U	1 U	1 U	NA
	SW03-112415	11/24/2015	µg/L	1 U	1 U	1 U	2 U	1 U	1 U	NA
	SW03-122215	12/22/2015	µg/L	1 U	1 U	1 U	2 U	1 U	1 U	NA
	SW03-012516	1/25/2016	µg/L	1 U	1 U	1 U	2 U	1 U	1 U	NA
	SW03-021816	2/18/2016	µg/L	1 U	1 U	1 U	2 U	1 U	1 U	NA
	SW03-031616	3/16/2016	µg/L	1 U	1 U	1 U	2 U	1 U	1 U	NA
	SW03-042716	4/27/2016	µg/L	1 U	1 U	1 U	2 U	1 U	1 U	NA
	SW03-050916	5/9/2016	µg/L	1 U	1 U	1 U	2 U	1 U	1 U	NA
	SW03-062716	6/27/2016	µg/L	1 U	1 U	1 U	2 U	1 U	1 U	NA
	SW03-072816	7/28/2016	µg/L	1 U	1 U	1 U	2 U	1 U	1 U	NA
	--	8/19/2016	--	NS-IW	NS-IW	NS-IW	NS-IW	NS-IW	NS-IW	NS-IW
	SW03-092916	9/29/2016	µg/L	1 U	1 U	1 U	2 U	1 U	1 U	NA
	SW03-103116	10/31/2016	µg/L	1 U	1 U	1 U	2 U	1 U	1 U	NA
	SW03-112816	11/28/2016	µg/L	1 U	1 U	1 U	2 U	1 U	1 U	NA
SW-03	SW03-122916	12/29/2016	µg/L	1 U	1 U	1 U	2 U	1 U	1 U	NA
	SW03-012017	1/20/2017	µg/L	1 U	1 U	1 U	2 U	1 U	1 U	NA
	SW03-022817	2/28/2017	µg/L	1 U	1 U	1 U	2 U	1 U	5 U	NA
	SW03-031517	3/15/2017	µg/L	1 U	1 U	1 U	2 U	1 U	5 U	NA
	SW03-032117	3/21/2017	µg/L	1 U	1 U	1 U	2 U	1 U	5 U	NA
	SW03-033017	3/30/2017	µg/L	1 U	1 U	1 U	2 U	1 U	5 U	NA
	SW03-040517	4/5/2017	µg/L	1 U	1 U	1 U	2 U	1 U	5 U	NA
	SW03-050417	5/4/2017	µg/L	1 U	1 U	1 U	2 U	1 U	5 U	NA
	SW03-061317	6/13/2017	µg/L	1 U	1 U	1 U	2 U	1 U	5 U	NA
	SW03-071817	7/18/2017	µg/L	1 U	1 U	1 U	2 U	1 U	5 U	NA
	SW03-080217	8/2/2017	µg/L	1 U	1 U	1 U	2 U	1 U	5 U	NA
	SW03-090517	9/5/2017	µg/L	1 U	1 U	1 U	2 U	1 U	5 U	NA
	SW03-120517	12/5/2017	µg/L	1 U	1 U	1 U	2 U	1 U	5 U	NA
	SW03-121417	12/14/2017	µg/L	1 U	1 U	1 U	2 U	1 U	5 U	NA
	--	1/9/2018	µg/L	NS-HS	NS-HS	NS-HS	NS-HS	NS-HS	NS-HS	NS-HS
	SW03-020618	2/6/2018	µg/L	1 U	1 U	1 U	2 U	1 U	5 U	1 U
	SW-DOWNGRADIANT	1/20/2015	µg/L	95	27	310	110	63	94 U	2.7
SW-04	SW04-022515	2/25/2015	µg/L	5 U ^c	5 U	5 U	10 U	5 U	5 U	NA
	SW04-030215	3/2/2015	µg/L	5 U ^c	5 U	5 U	10 U	5 U	5 U	NA

Table 3. Analytical Results for Surface Water

Plantation Pipe Line Company

Lewis Drive Remediation Site, Belton, South Carolina

Site ID #18693 "Kinder Morgan Belton Pipeline Release"

Location	Sample ID	Date Collected	Units	Analyte						
				Benzene	Ethylbenzene	Toluene	m&p-Xylene	o-Xylene	Naphthalene	MTBE
			Screening Value (µg/L):	2.2 ^a	530 ^a	1,000 ^a	NA ^b	NA ^b	NA ^b	NA ^b
	SW04-031115	3/11/2015	µg/L	5 U ^c	5 U	5 U	10 U	5 U	5 U	NA
	SW04-031815	3/18/2015	µg/L	5 U ^c	5 U	5 U	10 U	5 U	5 U	NA
	SW04-033115	3/31/2015	µg/L	5 U ^c	5 U	5 U	10 U	5 U	5 U	NA
	SW04-042215	4/22/2015	µg/L	5 U ^c	5 U	5 U	10 U	5 U	5 U	NA
	SW04-050715	5/7/2015	µg/L	5 U ^c	5 U	5 U	10 U	5 U	5 U	NA
	SW04-051915	5/19/2015	µg/L	5 U ^c	5 U	5 U	10 U	5 U	5 U	NA
	SW04-060315	6/3/2015	µg/L	5 U ^c	5 U	5 U	10 U	5 U	5 U	NA
	SW04-061815	6/18/2015	µg/L	5 U ^c	5 U	5 U	10 U	5 U	5 U	NA
	SW04-071515	7/15/2015	µg/L	5 U ^c	5 U	5 U	10 U	5 U	5 U	NA
	SW04-081315	8/13/2015	µg/L	5 U ^c	5 U	5 U	10 U	5 U	5 U	NA
	SW04-092415	9/24/2015	µg/L	5 U ^c	5 U	5 U	10 U	5 U	5 U	NA
	SW04-102215	10/22/2015	µg/L	1 U	1 U	1 U	2 U	1 U	1 U	NA
	SW04-112415	11/24/2015	µg/L	1.7	1 U	2.7	2.9	1.6	1 U	NA
	SW04-122215	12/22/2015	µg/L	3.3	1 U	7.3	5.2	2.7	1 U	NA
	SW04-012516	1/25/2016	µg/L	6.9	1 U	14.0	4.9	2.8	1 U	NA
	SW04-021816	2/18/2016	µg/L	10.9	1.1	25.4	7.0	4.3	1 U	NA
SW-04	SW04-031616	3/16/2016	µg/L	1 U	1 U	2.0	2 U	1.8	1 U	NA
	SW04-042716	4/27/2016	µg/L	1 U	1 U	1 U	2 U	1 U	1 U	NA
	SW04-050916	5/9/2016	µg/L	1 U	1 U	1 U	2 U	1 U	1 U	NA
	SW04-062716	6/27/2016	µg/L	1 U	1 U	1.1	2 U	1 U	1 U	NA
	SW04-072816	7/28/2016	µg/L	1 U	1 U	23.5	2 U	1 U	1 U	NA
	SW04-081916	8/19/2016	µg/L	1 U	1 U	1 U	2 U	1 U	1 U	NA
	SW04-092916	9/29/2016	µg/L	1 U	1 U	1 U	2 U	1 U	1 U	NA
	SW04-103116	10/31/2016	µg/L	1 U	1 U	1 U	2 U	1 U	1 U	NA
	SW04-112816	11/28/2016	µg/L	1 U	1 U	1 U	2 U	1 U	1 U	NA
	SW04-122916	12/29/2016	µg/L	1 U	1 U	1 U	2 U	1 U	1 U	NA
	SW04-012017	1/20/2017	µg/L	1 U	1 U	1 U	2 U	1 U	1 U	NA
	SW04-022817	2/28/2017	µg/L	1 U	1 U	1.13	2 U	1 U	5 U	NA
	SW04-031517	3/15/2017	µg/L	1 U	1 U	2.90	2 U	1 U	5 U	NA
	SW04-032117	3/21/2017	µg/L	1 U	1 U	3.28	2 U	1 U	5 U	NA
	SW04-033017	3/30/2017	µg/L	1 U	1 U	6.15	2 U	1 U	5 U	NA
	SW04-040517	4/5/2017	µg/L	1 U	1 U	9.47	2 U	1 U	5 U	NA
	SW04-050417	5/4/2017	µg/L	1 U	1 U	13.8	2 U	1 U	5 U	NA
	SW04-061317	6/13/2017	µg/L	1 U	1 U	1.37	2 U	1 U	5 U	NA

Table 3. Analytical Results for Surface Water

Plantation Pipe Line Company

Lewis Drive Remediation Site, Belton, South Carolina

Site ID #18693 "Kinder Morgan Belton Pipeline Release"

Location	Sample ID	Date Collected	Units	Analyte						
				Benzene	Ethylbenzene	Toluene	m&p-Xylene	o-Xylene	Naphthalene	MTBE
			Screening Value (µg/L):	2.2 ^a	530 ^a	1,000 ^a	NA ^b	NA ^b	NA ^b	NA ^b
SW-04	SW04-071817	7/18/2017	µg/L	1 U	1 U	1.92	2 U	1 U	5 U	NA
	SW04-080217	8/2/2017	µg/L	1 U	1 U	1 U	2 U	1 U	5 U	NA
	SW04-090517	9/5/2017	µg/L	1 U	1 U	1 U	2 U	1 U	5 U	NA
	SW04-120517	12/5/2017	µg/L	1 U	1 U	5.53	2 U	1 U	5 U	NA
	SW04-121417	12/14/2017	µg/L	1 U	1 U	1 U	2 U	1 U	5 U	NA
	SW04-010918	1/9/2018	µg/L	1 U	1 U	4.09	2 U	1 U	5 U	NA
	SW04-020618	2/6/2018	µg/L	3.04	1 U	1.73	2 U	1.12	5 U	1 U
	SW05-022515	2/25/2015	µg/L	5 U ^c	5 U	5 U	10 U	5 U	5 U	NA
SW05-030215	3/2/2015	µg/L	5 U ^c	5 U	5 U	10 U	5 U	5 U	NA	
SW05-031115	3/11/2015	µg/L	5 U ^c	5 U	5 U	10 U	5 U	5 U	NA	
SW05-031815	3/18/2015	µg/L	5 U ^c	5 U	5 U	10 U	5 U	5 U	NA	
SW05-033115	3/31/2015	µg/L	5 U ^c	5 U	5 U	10 U	5 U	5 U	NA	
SW05-042215	4/22/2015	µg/L	5 U ^c	5 U	5 U	10 U	5 U	5 U	NA	
SW05-050715	5/7/2015	µg/L	5 U ^c	5 U	5 U	10 U	5 U	5 U	NA	
SW-05	--	5/19/2015	--	NS-IW	NS-IW	NS-IW	NS-IW	NS-IW	NS-IW	NS-IW
	--	6/3/2015	--	NS-IW	NS-IW	NS-IW	NS-IW	NS-IW	NS-IW	NS-IW
	--	6/18/2015	--	NS-IW	NS-IW	NS-IW	NS-IW	NS-IW	NS-IW	NS-IW
	--	7/15/2015	--	NS-IW	NS-IW	NS-IW	NS-IW	NS-IW	NS-IW	NS-IW
	--	8/13/2015	--	NS-IW	NS-IW	NS-IW	NS-IW	NS-IW	NS-IW	NS-IW
	--	9/24/2015	--	NS-IW	NS-IW	NS-IW	NS-IW	NS-IW	NS-IW	NS-IW
	--	10/22/2015	--	NS-IW	NS-IW	NS-IW	NS-IW	NS-IW	NS-IW	NS-IW
	SW05-112415	11/24/2015	µg/L	1 U	1 U	1 U	2 U	1 U	1 U	NA
	SW05-122215	12/22/2015	µg/L	1 U	1 U	1 U	2 U	1 U	1 U	NA
	SW05-012516	1/25/2016	µg/L	1 U	1 U	1 U	2 U	1 U	1 U	NA
	SW05-021816	2/18/2016	µg/L	1 U	1 U	1 U	2 U	1 U	1 U	NA
	SW05-031616	3/16/2016	µg/L	1 U	1 U	1 U	2 U	1 U	1 U	NA
	--	4/27/2016	--	NS-IW	NS-IW	NS-IW	NS-IW	NS-IW	NS-IW	NS-IW
	--	5/9/2016	--	NS-IW	NS-IW	NS-IW	NS-IW	NS-IW	NS-IW	NS-IW
	--	6/27/2016	--	NS-IW	NS-IW	NS-IW	NS-IW	NS-IW	NS-IW	NS-IW
	--	7/28/2016	--	NS-IW	NS-IW	NS-IW	NS-IW	NS-IW	NS-IW	NS-IW
	--	8/19/2016	--	NS-IW	NS-IW	NS-IW	NS-IW	NS-IW	NS-IW	NS-IW
	--	9/29/2016	--	NS-IW	NS-IW	NS-IW	NS-IW	NS-IW	NS-IW	NS-IW
--	10/31/2016	--	NS-IW	NS-IW	NS-IW	NS-IW	NS-IW	NS-IW	NS-IW	
--	11/28/2016	--	NS-IW	NS-IW	NS-IW	NS-IW	NS-IW	NS-IW	NS-IW	

Table 3. Analytical Results for Surface Water

Plantation Pipe Line Company

Lewis Drive Remediation Site, Belton, South Carolina

Site ID #18693 "Kinder Morgan Belton Pipeline Release"

Location	Sample ID	Date Collected	Units	Analyte						
				Benzene	Ethylbenzene	Toluene	m&p-Xylene	o-Xylene	Naphthalene	MTBE
Screening Value (µg/L):			2.2 ^a	530 ^a	1,000 ^a	NA ^b	NA ^b	NA ^b	NA ^b	
SW-05	--	12/29/2016	--	NS-IW	NS-IW	NS-IW	NS-IW	NS-IW	NS-IW	NS-IW
	--	1/20/2017	--	NS-IW	NS-IW	NS-IW	NS-IW	NS-IW	NS-IW	NS-IW
	--	2/28/2017	--	NS-IW	NS-IW	NS-IW	NS-IW	NS-IW	NS-IW	NS-IW
	--	3/15/2017	--	NS-IW	NS-IW	NS-IW	NS-IW	NS-IW	NS-IW	NS-IW
	--	3/21/2017	--	NS-IW	NS-IW	NS-IW	NS-IW	NS-IW	NS-IW	NS-IW
	--	3/30/2017	--	NS-IW	NS-IW	NS-IW	NS-IW	NS-IW	NS-IW	NS-IW
	--	4/5/2017	--	NS-IW	NS-IW	NS-IW	NS-IW	NS-IW	NS-IW	NS-IW
	--	5/4/2017	--	NS-IW	NS-IW	NS-IW	NS-IW	NS-IW	NS-IW	NS-IW
	--	6/13/2017	--	NS-IW	NS-IW	NS-IW	NS-IW	NS-IW	NS-IW	NS-IW
	--	7/18/2017	--	NS-IW	NS-IW	NS-IW	NS-IW	NS-IW	NS-IW	NS-IW
	--	8/2/2017	--	NS-IW	NS-IW	NS-IW	NS-IW	NS-IW	NS-IW	NS-IW
	--	9/5/2017	--	NS-IW	NS-IW	NS-IW	NS-IW	NS-IW	NS-IW	NS-IW
	--	12/5/2017	--	NS-IW	NS-IW	NS-IW	NS-IW	NS-IW	NS-IW	NS-IW
	--	12/14/2017	--	NS-IW	NS-IW	NS-IW	NS-IW	NS-IW	NS-IW	NS-IW
--	1/9/2018	--	NS-IW	NS-IW	NS-IW	NS-IW	NS-IW	NS-IW	NS-IW	
	SW05-020618	2/6/2018	µg/L	1 U	1 U	1 U	2 U	1 U	5 U	1 U
SW-06	SW06-022515	2/25/2015	µg/L	5 U ^c	5 U	5 U	10 U	5 U	5 U	NA
	SW06-030215	3/2/2015	µg/L	5 U ^c	5 U	5 U	10 U	5 U	5 U	NA
	SW06-031115	3/11/2015	µg/L	5 U ^c	5 U	5 U	10 U	5 U	5 U	NA
	SW06-031815	3/18/2015	µg/L	5 U ^c	5 U	5 U	10 U	5 U	5 U	NA
	--	3/31/2015	--	NS-IW	NS-IW	NS-IW	NS-IW	NS-IW	NS-IW	NS-IW
	SW06-042215	4/22/2015	µg/L	5 U ^c	5 U	5 U	10 U	5 U	5 U	NA
	--	5/7/2015	--	NS-IW	NS-IW	NS-IW	NS-IW	NS-IW	NS-IW	NS-IW
	--	5/19/2015	--	NS-IW	NS-IW	NS-IW	NS-IW	NS-IW	NS-IW	NS-IW
	--	6/3/2015	--	NS-IW	NS-IW	NS-IW	NS-IW	NS-IW	NS-IW	NS-IW
	--	6/18/2015	--	NS-IW	NS-IW	NS-IW	NS-IW	NS-IW	NS-IW	NS-IW
	--	7/15/2015	--	NS-IW	NS-IW	NS-IW	NS-IW	NS-IW	NS-IW	NS-IW
	--	8/13/2015	--	NS-IW	NS-IW	NS-IW	NS-IW	NS-IW	NS-IW	NS-IW
	--	9/24/2015	--	NS-IW	NS-IW	NS-IW	NS-IW	NS-IW	NS-IW	NS-IW
	--	10/22/2015	--	NS-IW	NS-IW	NS-IW	NS-IW	NS-IW	NS-IW	NS-IW
--	11/24/2015	--	NS-IW	NS-IW	NS-IW	NS-IW	NS-IW	NS-IW	NS-IW	
	SW06-122215	12/22/2015	µg/L	1 U	1 U	1 U	2 U	1 U	1 U	NA
	SW06-012516	1/25/2016	µg/L	1 U	1 U	1 U	2 U	1 U	1 U	NA
	SW06-021816	2/18/2016	µg/L	1 U	1 U	1 U	2 U	1 U	1 U	NA

Table 3. Analytical Results for Surface Water

Plantation Pipe Line Company

Lewis Drive Remediation Site, Belton, South Carolina

Site ID #18693 "Kinder Morgan Belton Pipeline Release"

Location	Sample ID	Date Collected	Units	Analyte							
				Benzene	Ethylbenzene	Toluene	m&p-Xylene	o-Xylene	Naphthalene	MTBE	
Screening Value (µg/L):				2.2 ^a	530 ^a	1,000 ^a	NA ^b	NA ^b	NA ^b	NA ^b	
SW-06	--	3/16/2016	--	NS-IW	NS-IW	NS-IW	NS-IW	NS-IW	NS-IW	NS-IW	NS-IW
	--	4/27/2016	--	NS-IW	NS-IW	NS-IW	NS-IW	NS-IW	NS-IW	NS-IW	NS-IW
	--	5/9/2016	--	NS-IW	NS-IW	NS-IW	NS-IW	NS-IW	NS-IW	NS-IW	NS-IW
	--	6/27/2016	--	NS-IW	NS-IW	NS-IW	NS-IW	NS-IW	NS-IW	NS-IW	NS-IW
	--	7/28/2016	--	NS-IW	NS-IW	NS-IW	NS-IW	NS-IW	NS-IW	NS-IW	NS-IW
	--	8/19/2016	--	NS-IW	NS-IW	NS-IW	NS-IW	NS-IW	NS-IW	NS-IW	NS-IW
	--	9/29/2016	--	NS-IW	NS-IW	NS-IW	NS-IW	NS-IW	NS-IW	NS-IW	NS-IW
	--	10/31/2016	--	NS-IW	NS-IW	NS-IW	NS-IW	NS-IW	NS-IW	NS-IW	NS-IW
	--	11/28/2016	--	NS-IW	NS-IW	NS-IW	NS-IW	NS-IW	NS-IW	NS-IW	NS-IW
	--	12/29/2016	--	NS-IW	NS-IW	NS-IW	NS-IW	NS-IW	NS-IW	NS-IW	NS-IW
	--	1/20/2017	--	NS-IW	NS-IW	NS-IW	NS-IW	NS-IW	NS-IW	NS-IW	NS-IW
	--	2/28/2017	--	NS-IW	NS-IW	NS-IW	NS-IW	NS-IW	NS-IW	NS-IW	NS-IW
	--	3/15/2017	--	NS-IW	NS-IW	NS-IW	NS-IW	NS-IW	NS-IW	NS-IW	NS-IW
	--	3/21/2017	--	NS-IW	NS-IW	NS-IW	NS-IW	NS-IW	NS-IW	NS-IW	NS-IW
	--	3/30/2017	--	NS-IW	NS-IW	NS-IW	NS-IW	NS-IW	NS-IW	NS-IW	NS-IW
	--	4/5/2017	--	NS-IW	NS-IW	NS-IW	NS-IW	NS-IW	NS-IW	NS-IW	NS-IW
	--	5/4/2017	--	NS-IW	NS-IW	NS-IW	NS-IW	NS-IW	NS-IW	NS-IW	NS-IW
	--	6/13/2017	--	NS-IW	NS-IW	NS-IW	NS-IW	NS-IW	NS-IW	NS-IW	NS-IW
	--	7/18/2017	--	NS-IW	NS-IW	NS-IW	NS-IW	NS-IW	NS-IW	NS-IW	NS-IW
	--	8/2/2017	--	NS-IW	NS-IW	NS-IW	NS-IW	NS-IW	NS-IW	NS-IW	NS-IW
--	9/5/2017	--	NS-IW	NS-IW	NS-IW	NS-IW	NS-IW	NS-IW	NS-IW	NS-IW	
--	12/5/2017	--	NS-IW	NS-IW	NS-IW	NS-IW	NS-IW	NS-IW	NS-IW	NS-IW	
--	12/14/2017	--	NS-IW	NS-IW	NS-IW	NS-IW	NS-IW	NS-IW	NS-IW	NS-IW	
--	1/9/2018	--	NS-IW	NS-IW	NS-IW	NS-IW	NS-IW	NS-IW	NS-IW	NS-IW	
--	1/9/2018	--	NS-IW	NS-IW	NS-IW	NS-IW	NS-IW	NS-IW	NS-IW	NS-IW	
SW-07	SW07-022515	2/25/2015	µg/L	5 U ^c	5 U	5 U	10 U	5 U	5 U	5 U	NA
	SW07-030215	3/2/2015	µg/L	5 U ^c	5 U	5 U	10 U	5 U	5 U	5 U	NA
	SW07-031115	3/11/2015	µg/L	5 U ^c	5 U	5 U	10 U	5 U	5 U	5 U	NA
	SW07-031815	3/18/2015	µg/L	5 U ^c	5 U	5 U	10 U	5 U	5 U	5 U	NA
	SW07-033115	3/31/2015	µg/L	5 U ^c	5 U	5 U	10 U	5 U	5 U	5 U	NA
	SW07-042215	4/22/2015	µg/L	5 U ^c	5 U	5 U	10 U	5 U	5 U	5 U	NA
	SW07-050715	5/7/2015	µg/L	5 U ^c	5 U	5 U	10 U	5 U	5 U	5 U	NA
	SW07-051915	5/19/2015	µg/L	5 U ^c	5 U	5 U	10 U	5 U	5 U	5 U	NA
	SW07-060315	6/3/2015	µg/L	5 U ^c	5 U	5 U	10 U	5 U	5 U	5 U	NA

Table 3. Analytical Results for Surface Water

Plantation Pipe Line Company

Lewis Drive Remediation Site, Belton, South Carolina

Site ID #18693 "Kinder Morgan Belton Pipeline Release"

Location	Sample ID	Date Collected	Units	Analyte						
				Benzene	Ethylbenzene	Toluene	m&p-Xylene	o-Xylene	Naphthalene	MTBE
			Screening Value (µg/L):	2.2 ^a	530 ^a	1,000 ^a	NA ^b	NA ^b	NA ^b	NA ^b
	SW07-061815	6/18/2015	µg/L	5 U ^c	5 U	5 U	10 U	5 U	5 U	NA
	SW07-071515	7/15/2015	µg/L	5 U ^c	5 U	5 U	10 U	5 U	5 U	NA
	--	8/13/2015	--	NS-IW	NS-IW	NS-IW	NS-IW	NS-IW	NS-IW	NS-IW
	--	9/24/2015	--	NS-IW	NS-IW	NS-IW	NS-IW	NS-IW	NS-IW	NS-IW
	SW07-102215	10/22/2015	µg/L	1 U	1 U	1 U	2 U	1 U	1 U	NA
	SW07-112415	11/24/2015	µg/L	1 U	1 U	1 U	2 U	1 U	1 U	NA
	SW07-122215	12/22/2015	µg/L	1 U	1 U	1 U	2 U	1 U	1 U	NA
	SW07-012516	1/25/2016	µg/L	1 U	1 U	1 U	2 U	1 U	1 U	NA
	SW07-021816	2/18/2016	µg/L	1 U	1 U	1 U	2 U	1 U	1 U	NA
	SW07-031616	3/16/2016	µg/L	1 U	1 U	1 U	2 U	1 U	1 U	NA
	SW07-042716	4/27/2016	µg/L	1 U	1 U	1 U	2 U	1 U	1 U	NA
	SW07-050916	5/9/2016	µg/L	1 U	1 U	1 U	2 U	1 U	1 U	NA
	--	6/27/2016	--	NS-IW	NS-IW	NS-IW	NS-IW	NS-IW	NS-IW	NS-IW
	--	7/28/2016	--	NS-IW	NS-IW	NS-IW	NS-IW	NS-IW	NS-IW	NS-IW
	--	8/19/2016	--	NS-IW	NS-IW	NS-IW	NS-IW	NS-IW	NS-IW	NS-IW
	--	9/29/2016	--	NS-IW	NS-IW	NS-IW	NS-IW	NS-IW	NS-IW	NS-IW
SW-07	--	10/31/2016	--	NS-IW	NS-IW	NS-IW	NS-IW	NS-IW	NS-IW	NS-IW
	--	11/28/2016	--	NS-IW	NS-IW	NS-IW	NS-IW	NS-IW	NS-IW	NS-IW
	--	12/29/2016	--	NS-IW	NS-IW	NS-IW	NS-IW	NS-IW	NS-IW	NS-IW
	--	1/20/2017	--	NS-IW	NS-IW	NS-IW	NS-IW	NS-IW	NS-IW	NS-IW
	--	2/28/2017	--	NS-IW	NS-IW	NS-IW	NS-IW	NS-IW	NS-IW	NS-IW
	SW07-031517	3/15/2017	µg/L	1 U	1 U	1 U	2 U	1 U	5 U	NA
	SW07-032117	3/21/2017	µg/L	1 U	1 U	1 U	2 U	1 U	5 U	NA
	SW07-033017	3/30/2017	µg/L	1 U	1 U	1 U	2 U	1 U	5 U	NA
	SW07-040517	4/5/2017	µg/L	1 U	1 U	1 U	2 U	1 U	5 U	NA
	SW07-050417	5/4/2017	µg/L	1 U	1 U	1 U	2 U	1 U	5 U	NA
	SW07-061317	6/13/2017	µg/L	1 U	1 U	1 U	2 U	1 U	5 U	NA
	SW07-071817	7/18/2017	µg/L	1 U	1 U	1 U	2 U	1 U	5 U	NA
	--	8/2/2017	--	NS-IW	NS-IW	NS-IW	NS-IW	NS-IW	NS-IW	NS-IW
	--	9/5/2017	--	NS-IW	NS-IW	NS-IW	NS-IW	NS-IW	NS-IW	NS-IW
	SW07-120517	12/5/2017	µg/L	1 U	1 U	1 U	2 U	1 U	5 U	NA
	SW07-121417	12/14/2017	µg/L	1 U	1 U	1 U	2 U	1 U	5 U	NA
	SW07-010918	1/9/2018	µg/L	1 U	1 U	1 U	2 U	1 U	5 U	NA
	SW07-020618	2/6/2018	µg/L	1 U	1 U	1 U	2 U	1 U	5 U	1 U

Table 3. Analytical Results for Surface Water

Plantation Pipe Line Company

Lewis Drive Remediation Site, Belton, South Carolina

Site ID #18693 "Kinder Morgan Belton Pipeline Release"

Location	Sample ID	Date Collected	Units	Analyte						
				Screening Value (µg/L):	Benzene 2.2 ^a	Ethylbenzene 530 ^a	Toluene 1,000 ^a	m&p-Xylene NA ^b	o-Xylene NA ^b	Naphthalene NA ^b
	SW08-022515	2/25/2015	µg/L	5 U ^c	5 U	5 U	10 U	5 U	5 U	NA
	SW08-030215	3/2/2015	µg/L	5 U ^c	5 U	5 U	10 U	5 U	5 U	NA
	SW08-031115	3/11/2015	µg/L	5 U ^c	5 U	5 U	10 U	5 U	5 U	NA
	SW08-031815	3/18/2015	µg/L	5 U ^c	5 U	5 U	10 U	5 U	5 U	NA
	SW08-033115	3/31/2015	µg/L	5 U ^c	5 U	5 U	10 U	5 U	5 U	NA
	SW08-042215	4/22/2015	µg/L	5 U ^c	5 U	5 U	10 U	5 U	5 U	NA
	SW08-050715	5/7/2015	µg/L	5 U ^c	5 U	5 U	10 U	5 U	5 U	NA
	SW08-051915	5/19/2015	µg/L	5 U ^c	5 U	5 U	10 U	5 U	5 U	NA
	SW08-060315	6/3/2015	µg/L	5 U ^c	5 U	5 U	10 U	5 U	5 U	NA
	SW08-061815	6/18/2015	µg/L	5 U ^c	5 U	5 U	10 U	5 U	5 U	NA
	SW08-071515	7/15/2015	µg/L	5 U ^c	5 U	5 U	10 U	5 U	5 U	NA
	SW08-081315	8/13/2015	µg/L	5 U ^c	5 U	5 U	10 U	5 U	5 U	NA
	SW08-092415	9/24/2015	µg/L	5 U ^c	5 U	5 U	10 U	5 U	5 U	NA
	SW08-102215	10/22/2015	µg/L	1 U	1 U	1 U	2 U	1 U	1 U	NA
	SW08-112415	11/24/2015	µg/L	1 U	1 U	1 U	2 U	1 U	1 U	NA
	SW08-122215	12/22/2015	µg/L	1.6	1 U	3.8	2.5	1.6	1 U	NA
SW-08	SW08-012516	1/25/2016	µg/L	2.4	1 U	5.6	2	1.3	1 U	NA
	SW08-021816	2/18/2016	µg/L	2.9	1 U	7.6	2.3	1.5	1 U	NA
	SW08-031616	3/16/2016	µg/L	1 U	1 U	1 U	2 U	1 U	1 U	NA
	SW08-042716	4/27/2016	µg/L	1 U	1 U	1 U	2 U	1 U	1 U	NA
	SW08-050916	5/9/2016	µg/L	1 U	1 U	1 U	2 U	1 U	1 U	NA
	SW08-062716	6/27/2016	µg/L	1 U	1 U	1 U	2 U	1 U	1 U	NA
	SW08-072816	7/28/2016	µg/L	1 U	1 U	1 U	2 U	1 U	1 U	NA
	SW08-081916	8/19/2016	µg/L	1 U	1 U	1 U	2 U	1 U	1 U	NA
	SW08-092916	9/29/2016	µg/L	1 U	1 U	1 U	2 U	1 U	1 U	NA
	SW08-103116	10/31/2016	µg/L	1 U	1 U	1 U	2 U	1 U	1 U	NA
	SW08-112816	11/28/2016	µg/L	1 U	1 U	1 U	2 U	1 U	1 U	NA
	SW08-122916	12/29/2016	µg/L	1 U	1 U	1 U	2 U	1 U	1 U	NA
	SW08-012017	1/20/2017	µg/L	1 U	1 U	1 U	2 U	1 U	1 U	NA
	SW08-022817	2/28/2017	µg/L	1 U	1 U	1 U	2 U	1 U	5 U	NA
	SW08-031517	3/15/2017	µg/L	1 U	1 U	1 U	2 U	1 U	5 U	NA
	SW08-032117	3/21/2017	µg/L	1 U	1 U	1 U	2 U	1 U	5 U	NA
	SW08-033017	3/30/2017	µg/L	1 U	1 U	1 U	2 U	1 U	5 U	NA
	SW08-040517	4/5/2017	µg/L	1 U	1 U	1 U	2 U	1 U	5 U	NA

Table 3. Analytical Results for Surface Water

Plantation Pipe Line Company

Lewis Drive Remediation Site, Belton, South Carolina

Site ID #18693 "Kinder Morgan Belton Pipeline Release"

Location	Sample ID	Date Collected	Units	Analyte						
				Benzene	Ethylbenzene	Toluene	m&p-Xylene	o-Xylene	Naphthalene	MTBE
			Screening Value (µg/L):	2.2 ^a	530 ^a	1,000 ^a	NA ^b	NA ^b	NA ^b	NA ^b
SW-08	SW08-050417	5/4/2017	µg/L	1 U	1 U	1 U	2 U	1 U	5 U	NA
	SW08-061317	6/13/2017	µg/L	1 U	1 U	1 U	2 U	1 U	5 U	NA
	SW08-071817	7/18/2017	µg/L	1 U	1 U	1 U	2 U	1 U	5 U	NA
	SW08-080217	8/2/2017	µg/L	1 U	1 U	1 U	2 U	1 U	5 U	NA
	SW08-090517	9/5/2017	µg/L	1 U	1 U	1 U	2 U	1 U	5 U	NA
	SW08-120517	12/5/2017	µg/L	1 U	1 U	1 U	2 U	1 U	5 U	NA
	SW08-121417	12/14/2017	µg/L	1 U	1 U	1 U	2 U	1 U	5 U	NA
	SW08-010918	1/9/2018	µg/L	1.16	1 U	1 U	2 U	1.87	5 U	NA
	SW08-020618	2/6/2018	µg/L	1 U	1 U	1 U	2 U	1 U	5 U	1 U
SW-09	SW09-022515	2/25/2015	µg/L	5 U ^c	5 U	5 U	10 U	5 U	5 U	NA
	SW09-030215	3/2/2015	µg/L	5 U ^c	5 U	5 U	10 U	5 U	5 U	NA
	SW09-031115	3/11/2015	µg/L	5 U ^c	5 U	5 U	10 U	5 U	5 U	NA
	SW09-031815	3/18/2015	µg/L	5 U ^c	5 U	5 U	10 U	5 U	5 U	NA
	SW09-033115	3/31/2015	µg/L	5 U ^c	5 U	5 U	10 U	5 U	5 U	NA
	SW09-042215	4/22/2015	µg/L	5 U ^c	5 U	5 U	10 U	5 U	5 U	NA
	SW09-050715	5/7/2015	µg/L	5 U ^c	5 U	5 U	10 U	5 U	5 U	NA
	SW09-051915	5/19/2015	µg/L	5 U ^c	5 U	5 U	10 U	5 U	5 U	NA
	SW09-060315	6/3/2015	µg/L	5 U ^c	5 U	5 U	10 U	5 U	5 U	NA
	SW09-061815	6/18/2015	µg/L	5 U ^c	5 U	5 U	10 U	5 U	5 U	NA
	SW09-071515	7/15/2015	µg/L	5 U ^c	5 U	5 U	10 U	5 U	5 U	NA
	SW09-081315	8/13/2015	µg/L	5 U ^c	5 U	5 U	10 U	5 U	5 U	NA
	SW09-092415	9/24/2015	µg/L	5 U ^c	5 U	5 U	10 U	5 U	5 U	NA
	SW09-102215	10/22/2015	µg/L	1 U	1 U	1 U	2 U	1 U	1 U	NA
	SW09-112415	11/24/2015	µg/L	1 U	1 U	1 U	2 U	1 U	1 U	NA
	SW09-122215	12/22/2015	µg/L	2.1	1 U	4.8	3.3	2.1	1 U	NA
	SW09-012516	1/25/2016	µg/L	3.3	1 U	7.1	2.4	1.5	1 U	NA
	SW09-021816	2/18/2016	µg/L	2.2	1 U	5.9	2 U	1.2	1 U	NA
	SW09-031616	3/16/2016	µg/L	1 U	1 U	1 U	2 U	1 U	1 U	NA
	SW09-042716	4/27/2016	µg/L	1 U	1 U	1 U	2 U	1 U	1 U	NA
SW09-050916	5/9/2016	µg/L	1 U	1 U	1 U	2 U	1 U	1 U	NA	
SW09-062716	6/27/2016	µg/L	1 U	1 U	1 U	2 U	1 U	1 U	NA	
SW09-072816	7/28/2016	µg/L	1 U	1 U	1 U	2 U	1 U	1 U	NA	
SW09-081916	8/19/2016	µg/L	1 U	1 U	1 U	2 U	1 U	1 U	NA	
SW09-092916	9/29/2016	µg/L	1 U	1 U	1 U	2 U	1 U	1 U	NA	

Table 3. Analytical Results for Surface Water

Plantation Pipe Line Company

Lewis Drive Remediation Site, Belton, South Carolina

Site ID #18693 "Kinder Morgan Belton Pipeline Release"

Location	Sample ID	Date Collected	Units	Analyte						
				Benzene	Ethylbenzene	Toluene	m&p-Xylene	o-Xylene	Naphthalene	MTBE
			Screening Value (µg/L):	2.2 ^a	530 ^a	1,000 ^a	NA ^b	NA ^b	NA ^b	NA ^b
SW-09	SW09-103116	10/31/2016	µg/L	1 U	1 U	1 U	2 U	1 U	1 U	NA
	SW09-112816	11/28/2016	µg/L	1 U	1 U	1 U	2 U	1 U	1 U	NA
	SW09-122916	12/29/2016	µg/L	1 U	1 U	1 U	2 U	1 U	1 U	NA
	SW09-012017	1/20/2017	µg/L	1 U	1 U	1 U	2 U	1 U	1 U	NA
	SW09-022817	2/28/2017	µg/L	1 U	1 U	1 U	2 U	1 U	5 U	NA
	SW09-031517	3/15/2017	µg/L	1 U	1 U	1 U	2 U	1 U	5 U	NA
	SW09-032117	3/21/2017	µg/L	1 U	1 U	1 U	2 U	1 U	5 U	NA
	SW09-033017	3/30/2017	µg/L	1 U	1 U	1 U	2 U	1 U	5 U	NA
	SW09-040517	4/5/2017	µg/L	1 U	1 U	1 U	2 U	1 U	5 U	NA
	SW09-050417	5/4/2017	µg/L	1 U	1 U	1 U	2 U	1 U	5 U	NA
	SW09-061317	6/13/2017	µg/L	1 U	1 U	1 U	2 U	1 U	5 U	NA
	SW09-071817	7/18/2017	µg/L	1 U	1 U	1 U	2 U	1 U	5 U	NA
	SW09-080217	8/2/2017	µg/L	1 U	1 U	1 U	2 U	1 U	5 U	NA
	SW09-090517	9/5/2017	µg/L	1 U	1 U	1 U	2 U	1 U	5 U	NA
	SW09-120517	12/5/2017	µg/L	1 U	1 U	1 U	2 U	1 U	5 U	NA
	SW09-121417	12/14/2017	µg/L	1 U	1 U	1 U	2 U	1 U	5 U	NA
	SW09-010918	1/9/2018	µg/L	1 U	1 U	1 U	2 U	1 U	5 U	NA
	SW09-020618	2/6/2018	µg/L	1 U	1 U	1 U	2 U	1 U	5 U	1 U
SW-10	SW10-022515	2/25/2015	µg/L	5 U ^c	5 U	5 U	10 U	5 U	5 U	NA
	SW10-030215	3/2/2015	µg/L	5 U ^c	5 U	5 U	10 U	5 U	5 U	NA
	SW10-031115	3/11/2015	µg/L	5 U ^c	5 U	5 U	10 U	5 U	5 U	NA
	SW10-031815	3/18/2015	µg/L	5 U ^c	5 U	5 U	10 U	5 U	5 U	NA
	SW10-033115	3/31/2015	µg/L	5 U ^c	5 U	5 U	10 U	5 U	5 U	NA
	SW10-042215	4/22/2015	µg/L	5 U ^c	5 U	5 U	10 U	5 U	5 U	NA
	SW10-050715	5/7/2015	µg/L	5 U ^c	5 U	5 U	10 U	5 U	5 U	NA
	SW10-051915	5/19/2015	µg/L	5 U ^c	5 U	5 U	10 U	5 U	5 U	NA
	SW10-060315	6/3/2015	µg/L	5 U ^c	5 U	5 U	10 U	5 U	5 U	NA
	SW10-061815	6/18/2015	µg/L	5 U ^c	5 U	5 U	10 U	5 U	5 U	NA
	SW10-071515	7/15/2015	µg/L	5 U ^c	5 U	5 U	10 U	5 U	5 U	NA
	SW10-081315	8/13/2015	µg/L	5 U ^c	5 U	5 U	10 U	5 U	5 U	NA
	SW10-092415	9/24/2015	µg/L	5 U ^c	5 U	5 U	10 U	5 U	5 U	NA
	SW10-102215	10/22/2015	µg/L	1 U	1 U	1 U	2 U	1 U	1 U	NA
SW10-112415	11/24/2015	µg/L	1 U	1 U	1 U	2 U	1 U	1 U	NA	
SW10-122215	12/22/2015	µg/L	1 U	1 U	1 U	2 U	1 U	1 U	NA	

Table 3. Analytical Results for Surface Water

Plantation Pipe Line Company

Lewis Drive Remediation Site, Belton, South Carolina

Site ID #18693 "Kinder Morgan Belton Pipeline Release"

Location	Sample ID	Date Collected	Units	Analyte						
				Screening Value (µg/L):	Benzene 2,2 ^a	Ethylbenzene 530 ^a	Toluene 1,000 ^a	m&p-Xylene NA ^b	o-Xylene NA ^b	Naphthalene NA ^b
SW-10	SW10-012516	1/25/2016	µg/L	1 U	1 U	1 U	2 U	1 U	1 U	NA
	SW10-021816	2/18/2016	µg/L	1 U	1 U	1 U	2 U	1 U	1 U	NA
	SW10-031616	3/16/2016	µg/L	1 U	1 U	1 U	2 U	1 U	1 U	NA
	SW10-042716	4/27/2016	µg/L	1 U	1 U	1 U	2 U	1 U	1 U	NA
	SW10-050916	5/9/2016	µg/L	1 U	1 U	1 U	2 U	1 U	1 U	NA
	SW10-062716	6/27/2016	µg/L	1 U	1 U	1 U	2 U	1 U	1 U	NA
	SW10-072816	7/28/2016	µg/L	1 U	1 U	1 U	2 U	1 U	1 U	NA
	SW10-081916	8/19/2016	µg/L	1 U	1 U	1 U	2 U	1 U	1 U	NA
	SW10-092916	9/29/2016	µg/L	1 U	1 U	1 U	2 U	1 U	1 U	NA
	SW10-103116	10/31/2016	µg/L	1 U	1 U	1 U	2 U	1 U	1 U	NA
	SW10-112816	11/28/2016	µg/L	1 U	1 U	1 U	2 U	1 U	1 U	NA
	SW10-122916	12/29/2016	µg/L	1 U	1 U	1 U	2 U	1 U	1 U	NA
	SW10-012017	1/20/2017	µg/L	1 U	1 U	1 U	2 U	1 U	1 U	NA
	SW10-022817	2/28/2017	µg/L	1 U	1 U	1 U	2 U	1 U	5 U	NA
	SW10-031517	3/15/2017	µg/L	1 U	1 U	1 U	2 U	1 U	5 U	NA
	SW-10-032117	3/21/2017	µg/L	1 U	1 U	1 U	2 U	1 U	5 U	NA
	SW-10-033017	3/30/2017	µg/L	1 U	1 U	1 U	2 U	1 U	5 U	NA
	SW-10-040517	4/5/2017	µg/L	1 U	1 U	1 U	2 U	1 U	5 U	NA
	SW10-050417	5/4/2017	µg/L	1 U	1 U	1 U	2 U	1 U	5 U	NA
	SW10-061317	6/13/2017	µg/L	1 U	1 U	1 U	2 U	1 U	5 U	NA
SW10-071817	7/18/2017	µg/L	1 U	1 U	1 U	2 U	1 U	5 U	NA	
SW10-080217	8/2/2017	µg/L	1 U	1 U	1 U	2 U	1 U	5 U	NA	
SW10-090517	9/5/2017	µg/L	1 U	1 U	1 U	2 U	1 U	5 U	NA	
SW10-120517	12/5/2017	µg/L	1 U	1 U	1 U	2 U	1 U	5 U	NA	
SW10-121417	12/14/2017	µg/L	1 U	1 U	1 U	2 U	1 U	5 U	NA	
SW10-010918	1/9/2018	µg/L	1 U	1 U	1 U	2 U	1 U	5 U	NA	
SW10-020618	2/6/2018	µg/L	1 U	1 U	1 U	2 U	1 U	5 U	1 U	
SW-11	SW11-022515	2/25/2015	µg/L	5 U ^c	5 U	5 U	10 U	5 U	5 U	NA
	SW11-030215	3/2/2015	µg/L	5 U ^c	5 U	5 U	10 U	5 U	5 U	NA
	SW11-031115	3/11/2015	µg/L	5 U ^c	5 U	5 U	10 U	5 U	5 U	NA
	SW11-031815	3/18/2015	µg/L	5 U ^c	5 U	5 U	10 U	5 U	5 U	NA
	SW11-033115	3/31/2015	µg/L	5 U ^c	5 U	5 U	10 U	5 U	5 U	NA
	SW11-042215	4/22/2015	µg/L	5 U ^c	5 U	5 U	10 U	5 U	5 U	NA
	SW11-050715	5/7/2015	µg/L	5 U ^c	5 U	5 U	10 U	5 U	5 U	NA

Table 3. Analytical Results for Surface Water

Plantation Pipe Line Company

Lewis Drive Remediation Site, Belton, South Carolina

Site ID #18693 "Kinder Morgan Belton Pipeline Release"

Location	Sample ID	Date Collected	Units	Analyte						
				Screening Value (µg/L):	Benzene 2.2 ^a	Ethylbenzene 530 ^a	Toluene 1,000 ^a	m&p-Xylene NA ^b	o-Xylene NA ^b	Naphthalene NA ^b
	SW11-051915	5/19/2015	µg/L	5 U ^c	5 U	5 U	10 U	5 U	5 U	NA
	SW11-060315	6/3/2015	µg/L	5 U ^c	5 U	5 U	10 U	5 U	5 U	NA
	SW11-061815	6/18/2015	µg/L	5 U ^c	5 U	5 U	10 U	5 U	5 U	NA
	SW11-071515	7/15/2015	µg/L	5 U ^c	5 U	5 U	10 U	5 U	5 U	NA
	SW11-081315	8/13/2015	µg/L	5 U ^c	5 U	5 U	10 U	5 U	5 U	NA
	SW11-092415	9/24/2015	µg/L	5 U ^c	5 U	5 U	10 U	5 U	5 U	NA
	SW11-102215	10/22/2015	µg/L	1 U	1 U	1 U	2 U	1 U	1 U	NA
	SW11-112415	11/24/2015	µg/L	1 U	1 U	1 U	2 U	1 U	1 U	NA
	SW11-122215	12/22/2015	µg/L	1 U	1 U	1 U	2 U	1 U	1 U	NA
	SW11-012516	1/25/2016	µg/L	1 U	1 U	1 U	2 U	1 U	1 U	NA
	SW11-021816	2/18/2016	µg/L	1 U	1 U	1 U	2 U	1 U	1 U	NA
	SW11-031616	3/16/2016	µg/L	1 U	1 U	1 U	2 U	1 U	1 U	NA
	SW11-042716	4/27/2016	µg/L	1 U	1 U	1 U	2 U	1 U	1 U	NA
	SW11-050916	5/9/2016	µg/L	1 U	1 U	1 U	2 U	1 U	1 U	NA
	SW11-062716	6/27/2016	µg/L	1 U	1 U	1 U	2 U	1 U	1 U	NA
	SW11-072816	7/28/2016	µg/L	1 U	1 U	1 U	2 U	1 U	1 U	NA
SW-11	SW11-081916	8/19/2016	µg/L	1 U	1 U	1 U	2 U	1 U	1 U	NA
	SW11-092916	9/29/2016	µg/L	1 U	1 U	1 U	2 U	1 U	1 U	NA
	SW11-103116	10/31/2016	µg/L	1 U	1 U	1 U	2 U	1 U	1 U	NA
	SW11-112816	11/28/2016	µg/L	1 U	1 U	1 U	2 U	1 U	1 U	NA
	SW11-122916	12/29/2016	µg/L	1 U	1 U	1 U	2 U	1 U	1 U	NA
	SW11-012017	1/20/2017	µg/L	1 U	1 U	1 U	2 U	1 U	1 U	NA
	SW11-022817	2/28/2017	µg/L	1 U	1 U	1 U	2 U	1 U	5 U	NA
	SW11-031517	3/15/2017	µg/L	1 U	1 U	1 U	2 U	1 U	5 U	NA
	SW-11-032117	3/21/2017	µg/L	1 U	1 U	1 U	2 U	1 U	5 U	NA
	SW-11-033017	3/30/2017	µg/L	1 U	1 U	1 U	2 U	1 U	5 U	NA
	SW-11-040517	4/5/2017	µg/L	1 U	1 U	1 U	2 U	1 U	5 U	NA
	SW11-050417	5/4/2017	µg/L	1 U	1 U	1 U	2 U	1 U	5 U	NA
	SW11-061317	6/13/2017	µg/L	1 U	1 U	1 U	2 U	1 U	5 U	NA
	SW11-071817	7/18/2017	µg/L	1 U	1 U	1 U	2 U	1 U	5 U	NA
	SW11-080217	8/2/2017	µg/L	1 U	1 U	1 U	2 U	1 U	5 U	NA
	SW11-090517	9/5/2017	µg/L	1 U	1 U	1 U	2 U	1 U	5 U	NA
	SW11-120517	12/5/2017	µg/L	1 U	1 U	1 U	2 U	1 U	5 U	NA
	SW11-121417	12/14/2017	µg/L	1 U	1 U	1 U	2 U	1 U	5 U	NA

Table 3. Analytical Results for Surface Water

Plantation Pipe Line Company

Lewis Drive Remediation Site, Belton, South Carolina

Site ID #18693 "Kinder Morgan Belton Pipeline Release"

Location	Sample ID	Date Collected	Units	Analyte						
				Benzene	Ethylbenzene	Toluene	m&p-Xylene	o-Xylene	Naphthalene	MTBE
			Screening Value (µg/L):	2.2^a	530^a	1,000^a	NA^b	NA^b	NA^b	NA^b
SW-11	SW11-010918	1/9/2018	µg/L	1 U	1 U	1 U	2 U	1 U	5 U	NA
	SW11-020618	2/6/2018	µg/L	1 U	1 U	1 U	2 U	1 U	5 U	1 U
SW-12	SW12-081916	8/19/2016	µg/L	6,430	764	15,400	3,360	1,730	128	NA
	SW12-092916	9/29/2016	µg/L	7,850	1,030	19,000	3,910	1,940	143	NA
	SW12-103116	10/31/2016	µg/L	165	17.7	302	103	58.2	4.7	NA
	SW12-112816	11/28/2016	µg/L	486	59.6	976	351	181	14.2	NA
	SW12-122916	12/29/2016	µg/L	707	97.3	1,790	408	213	16.8	NA
	SW12-012017	1/20/2017	µg/L	212	19.8	396	104	58	3.8	NA
	SW12-022817	2/28/2017	µg/L	26.1	4.04	62.3	18.0	9.73	5 U	NA
	SW12-031517	3/15/2017	µg/L	125	15.3	185	67.9	35.5	5 U	NA
	SW12-032117	3/21/2017	µg/L	134	12.1	45.0	60.8	33.6	5 U	NA
	SW12-033017	3/30/2017	µg/L	48.5	5.69	86.3	27.7	15.8	5 U	NA
	SW12-040517	4/5/2017	µg/L	67.1	9.24	127.0	43.6	23.7	5 U	NA
	SW12-050417	5/4/2017	µg/L	52.8	7.96	91.7	42	23.2	5 U	NA
	SW12-061317	6/13/2017	µg/L	102	16.6	166	85.1	46.2	5 U	NA
	SW12-071817	7/18/2017	µg/L	65	5.8	116	43.3	24.8	5 U	NA
	SW12-080217	8/2/2017	µg/L	125	14.7	204	102	67	5 U	NA
	SW12-090517	9/5/2017	µg/L	46.7	4.72	72	39	26.2	5 U	NA
	SW12-120517	12/5/2017	µg/L	16.6	2.91	12.6	20.1	13.3	5 U	NA
	SW12-121417	12/14/2017	µg/L	9.19	2.66	8.26	18	12.1	5 U	NA
	SW12-010918	1/9/2018	µg/L	12.3	2.16	5.65	14.6	11.1	5 U	NA
	SW12-020618	2/6/2018	µg/L	2.53	1 U	1.20	4.04	2.44	5 U	1 U
SW-13	SW13-081916	8/19/2016	µg/L	1 U	1 U	1 U	2 U	1 U	1 U	NA
	SW13-092916	9/29/2016	µg/L	1 U	1 U	1 U	2 U	1 U	1 U	NA
	SW13-103116	10/31/2016	µg/L	1 U	1 U	2.0	2 U	1 U	1 U	NA
	SW13-112816	11/28/2016	µg/L	1 U	1 U	1 U	2 U	1 U	1 U	NA
	SW13-122916	12/29/2016	µg/L	1 U	1 U	1 U	2 U	1 U	1 U	NA
	SW13-012017	1/20/2017	µg/L	1 U	1 U	1 U	2 U	1 U	1 U	NA
	SW13-022817	2/28/2017	µg/L	1 U	1 U	1 U	2 U	1 U	5 U	NA
	SW13-031517	3/15/2017	µg/L	1 U	1 U	1 U	2 U	1 U	5 U	NA
	SW13-032117	3/21/2017	µg/L	1 U	1 U	1 U	2 U	1 U	5 U	NA
	SW13-033017	3/30/2017	µg/L	1 U	1 U	1 U	2 U	1 U	5 U	NA
SW13-040517	4/5/2017	µg/L	1 U	1 U	1.21	2 U	1 U	5 U	NA	
SW13-050417	5/4/2017	µg/L	1 U	1 U	1 U	2 U	1 U	5 U	NA	

Table 3. Analytical Results for Surface Water

Plantation Pipe Line Company

Lewis Drive Remediation Site, Belton, South Carolina

Site ID #18693 "Kinder Morgan Belton Pipeline Release"

Location	Sample ID	Date Collected	Units	Analyte						
				Benzene	Ethylbenzene	Toluene	m&p-Xylene	o-Xylene	Naphthalene	MTBE
			Screening Value (µg/L):	2.2 ^a	530 ^a	1,000 ^a	NA ^b	NA ^b	NA ^b	NA ^b
SW-13	SW13-061317	6/13/2017	µg/L	1 U	1 U	1 U	2 U	1 U	5 U	NA
	SW13-071817	7/18/2017	µg/L	1 U	1 U	1 U	2 U	1 U	5 U	NA
	SW13-080217	8/2/2017	µg/L	1 U	1 U	1 U	2 U	1 U	5 U	NA
	SW13-090517	9/5/2017	µg/L	1 U	1 U	1 U	2 U	1 U	5 U	NA
	SW13-120517	12/5/2017	µg/L	1 U	1 U	1 U	2 U	1 U	5 U	NA
	SW13-121417	12/14/2017	µg/L	1 U	1 U	1 U	2 U	1 U	5 U	NA
	SW13-010918	1/9/2018	µg/L	1 U	1 U	1 U	2 U	1 U	5 U	NA
	SW13-020618	2/6/2018	µg/L	1.78	1 U	1 U	2 U	1 U	5 U	4.26
SW-14	SW14-071817	7/18/2017	µg/L	1 U	1 U	1 U	2 U	1 U	5 U	NA
	SW14-080217	8/2/2017	µg/L	1 U	1 U	1 U	2 U	1 U	5 U	NA
	SW14-090517	9/5/2017	µg/L	1 U	1 U	1 U	2 U	1 U	5 U	NA
	SW14-120517	12/5/2017	µg/L	1 U	1 U	1 U	2 U	1 U	5 U	NA
	--	12/14/2017	--	NS-DW	NS-DW	NS-DW	NS-DW	NS-DW	NS-DW	NS-DW
	SW14-010918	1/9/2018	µg/L	1 U	1 U	1 U	2 U	1 U	5 U	NA
	SW14-020618	2/6/2018	µg/L	1 U	1 U	1 U	2 U	1 U	5 U	1 U
FP-01	FP01-031616	3/16/2016	µg/L	1 U	1 U	1 U	2 U	1 U	1 U	NA
	FP01-042716	4/27/2016	µg/L	1 U	1 U	1 U	2 U	1 U	1 U	NA
	FP01-050916	5/9/2016	µg/L	1 U	1 U	1 U	2 U	1 U	1 U	NA
	FP01-062716	6/27/2016	µg/L	1 U	1 U	1 U	2 U	1 U	1 U	NA
	FP01-072816	7/28/2016	µg/L	1 U	1 U	1 U	2 U	1 U	1 U	NA
	FP01-081916	8/19/2016	µg/L	1 U	1 U	1 U	2 U	1 U	1 U	NA
	FP01-092916	9/29/2016	µg/L	1 U	1 U	1 U	2 U	1 U	1 U	NA
	FP01-103116	10/31/2016	µg/L	1 U	1 U	1 U	2 U	1 U	1 U	NA
	FP01-112816	11/28/2016	µg/L	1 U	1 U	1 U	2 U	1 U	1 U	NA
	FP01-122916	12/29/2016	µg/L	1 U	1 U	1 U	2 U	1 U	1 U	NA
	FP01-012017	1/20/2017	µg/L	1 U	1 U	1 U	2 U	1 U	1 U	NA
	FP01-022817	2/28/2017	µg/L	1 U	1 U	1 U	2 U	1 U	5 U	NA
	FP01-031517	3/15/2017	µg/L	1 U	1 U	1 U	2 U	1 U	5 U	NA
	FP-01-032117	3/21/2017	µg/L	1 U	1 U	1 U	2 U	1 U	5 U	NA
	FP-01-033017	3/30/2017	µg/L	1 U	1 U	1 U	2 U	1 U	5 U	NA
	FP-01-040517	4/5/2017	µg/L	1 U	1 U	1 U	2 U	1 U	5 U	NA
	FP-01-050417	5/4/2017	µg/L	1 U	1 U	1 U	2 U	1 U	5 U	NA
	FP-01-061317	6/13/2017	µg/L	1 U	1 U	1 U	2 U	1 U	5 U	NA
	FP-01-071817	7/18/2017	µg/L	1 U	1 U	1 U	2 U	1 U	5 U	NA

Table 3. Analytical Results for Surface Water

Plantation Pipe Line Company

Lewis Drive Remediation Site, Belton, South Carolina

Site ID #18693 "Kinder Morgan Belton Pipeline Release"

Location	Sample ID	Date Collected	Units	Analyte						
				Benzene	Ethylbenzene	Toluene	m&p-Xylene	o-Xylene	Naphthalene	MTBE
			Screening Value (µg/L):	2.2 ^a	530 ^a	1,000 ^a	NA ^b	NA ^b	NA ^b	NA ^b
FP-01	FP-01-080217	8/2/2017	µg/L	1 U	1 U	1 U	2 U	1 U	5 U	NA
	FP-01-090517	9/5/2017	µg/L	1 U	1 U	1 U	2 U	1 U	5 U	NA
	FP-01-120517	12/5/2017	µg/L	1 U	1 U	1 U	2 U	1 U	5 U	NA
	FP-01-121417	12/14/2017	µg/L	1 U	1 U	1 U	2 U	1 U	5 U	NA
	FP01-010918	1/9/2018	µg/L	1 U	1 U	1 U	2 U	1 U	5 U	NA
	FP01-020618	2/6/2018	µg/L	1 U	1 U	1 U	2 U	1 U	5 U	1 U
FP-02	FP02-031616	3/16/2016	µg/L	1 U	1 U	1 U	2 U	1 U	1 U	NA
	FP02-042716	4/27/2016	µg/L	1 U	1 U	1 U	2 U	1 U	1 U	NA
	FP02-050916	5/9/2016	µg/L	1 U	1 U	1 U	2 U	1 U	1 U	NA
	FP02-062716	6/27/2016	µg/L	1 U	1 U	1 U	2 U	1 U	1 U	NA
	FP02-072816	7/28/2016	µg/L	1 U	1 U	1 U	2 U	1 U	1 U	NA
	FP02-081916	8/19/2016	µg/L	1 U	1 U	1 U	2 U	1 U	1 U	NA
	FP02-092916	9/29/2016	µg/L	1 U	1 U	1 U	2 U	1 U	1 U	NA
	FP02-103116	10/31/2016	µg/L	1 U	1 U	1 U	2 U	1 U	1 U	NA
	FP02-112816	11/28/2016	µg/L	1 U	1 U	1 U	2 U	1 U	1 U	NA
	FP02-122916	12/29/2016	µg/L	1 U	1 U	1 U	2 U	1 U	1 U	NA
	FP02-012017	1/20/2017	µg/L	1 U	1 U	1 U	2 U	1 U	1 U	NA
	FP02-022817	2/28/2017	µg/L	1 U	1 U	1 U	2 U	1 U	5 U	NA
	FP02-031517	3/15/2017	µg/L	1 U	1 U	1 U	2 U	1 U	5 U	NA
	FP-02-032117	3/21/2017	µg/L	1 U	1 U	1 U	2 U	1 U	5 U	NA
	FP-02-033017	3/30/2017	µg/L	1 U	1 U	1 U	2 U	1 U	5 U	NA
	FP-02-040517	4/5/2017	µg/L	1 U	1 U	1 U	2 U	1 U	5 U	NA
	FP-02-050417	5/4/2017	µg/L	1 U	1 U	1 U	2 U	1 U	5 U	NA
	FP-02-061317	6/13/2017	µg/L	1 U	1 U	1 U	2 U	1 U	5 U	NA
	FP-02-071817	7/18/2017	µg/L	1 U	1 U	1 U	2 U	1 U	5 U	NA
	FP-02-080217	8/2/2017	µg/L	1 U	1 U	1 U	2 U	1 U	5 U	NA
	FP-02-090517	9/5/2017	µg/L	1 U	1 U	1 U	2 U	1 U	5 U	NA
	FP-02-120517	12/5/2017	µg/L	1 U	1 U	1 U	2 U	1 U	5 U	NA
FP-02-121417	12/14/2017	µg/L	1 U	1 U	1 U	2 U	1 U	5 U	NA	
FP02-010918	1/9/2018	µg/L	1 U	1 U	1 U	2 U	1 U	5 U	NA	
FP02-020618	2/6/2018	µg/L	1 U	1 U	1 U	2 U	1 U	5 U	1 U	
FP-03	FP03-031616	3/16/2016	µg/L	1 U	1 U	1 U	2 U	1 U	1 U	NA
	FP03-042716	4/27/2016	µg/L	1 U	1 U	1 U	2 U	1 U	1 U	NA
	FP03-050916	5/9/2016	µg/L	1 U	1 U	1 U	2 U	1 U	1 U	NA
	FP03-062716	6/27/2016	µg/L	1 U	1 U	1 U	2 U	1 U	1 U	NA

Table 3. Analytical Results for Surface Water

Plantation Pipe Line Company

Lewis Drive Remediation Site, Belton, South Carolina

Site ID #18693 "Kinder Morgan Belton Pipeline Release"

Location	Sample ID	Date Collected	Units	Analyte						
				Benzene	Ethylbenzene	Toluene	m&p-Xylene	o-Xylene	Naphthalene	MTBE
			Screening Value (µg/L):	2.2 ^a	530 ^a	1,000 ^a	NA ^b	NA ^b	NA ^b	NA ^b
	FP03-072816	7/28/2016	µg/L	1 U	1 U	1 U	2 U	1 U	1 U	NA
	--	8/19/2016	--	NS-HS	NS-HS	NS-HS	NS-HS	NS-HS	NS-HS	NS-HS
	FP03-092916	9/29/2016	µg/L	1 U	1 U	1 U	2 U	1 U	1 U	NA
	FP03-103116	10/31/2016	µg/L	1 U	1 U	1 U	2 U	1 U	1 U	NA
	FP03-112816	11/28/2016	µg/L	1 U	1 U	1 U	2 U	1 U	1 U	NA
	FP03-122916	12/29/2016	µg/L	1 U	1 U	1 U	2 U	1 U	1 U	NA
	FP03-012017	1/20/2017	µg/L	1 U	1 U	1 U	2 U	1 U	1 U	NA
	FP03-022817	2/28/2017	µg/L	1 U	1 U	1 U	2 U	1 U	5 U	NA
	FP03-031517	3/15/2017	µg/L	1 U	1 U	1 U	2 U	1 U	5 U	NA
	FP-03-032117	3/21/2017	µg/L	1 U	1 U	1 U	2 U	1 U	5 U	NA
FP-03	FP-03-033017	3/30/2017	µg/L	1 U	1 U	1 U	2 U	1 U	5 U	NA
	--	4/5/2017	--	NS-HS	NS-HS	NS-HS	NS-HS	NS-HS	NS-HS	NS-HS
	FP-03-050417	5/4/2017	µg/L	1 U	1 U	1 U	2 U	1 U	5 U	NA
	FP-03-061317	6/13/2017	µg/L	1 U	1 U	1 U	2 U	1 U	5 U	NA
	FP-03-071817	7/18/2017	µg/L	1 U	1 U	1 U	2 U	1 U	5 U	NA
	FP-03-080217	8/2/2017	µg/L	1 U	1 U	1 U	2 U	1 U	5 U	NA
	FP-03-090517	9/5/2017	µg/L	1 U	1 U	1 U	2 U	1 U	5 U	NA
	FP-03-120517	12/5/2017	µg/L	1 U	1 U	1 U	2 U	1 U	5 U	NA
	FP-03-121417	12/14/2017	µg/L	1 U	1 U	1 U	2 U	1 U	5 U	NA
	FP03-010918	1/9/2018	µg/L	1 U	1 U	1 U	2 U	1 U	5 U	NA
	FP03-020618	2/6/2018	µg/L	1 U	1 U	1 U	2 U	1 U	5 U	1 U

Notes:

^a South Carolina Department of Health and Environmental Control (SC DHEC) R.61-68, Water Classifications and Standards, Human Health for consumption of water and organism, June 22, 2012.

^b Screening levels for these compounds are not specified in SC DHEC R. 61-68.

^c The analyte was analyzed for, but was not detected above the laboratory reporting/quantitation limit. However, the laboratory reporting/quantitation limit is above the screening criteria.

The actual absence or presence of this analyte between the screening criteria and the laboratory reporting/quantitation limit can not be determined.

Samples analyzed by EPA Methods SW 8260B.

Bold indicates the analyte was detected above the method detection limit.

Gray shading indicates the analyte exceeded its screening value.

J = estimated

U = analyte was not detected above the reported sample quantitation limit

µg/L = microgram(s) per liter

MTBE = methyl tertiary butyl ether

NS-HS = sample not collected due to health and safety concerns

FP = free product

NA = not applicable

NS-IW = sample not collected due to insufficient volume of water in well

ID = identification

NS-DW = sample not collected due to locations being in a different watershed

SW = surface water

Table 4. Well Construction Information

Plantation Pipe Line Company

Lewis Drive Remediation Site, Belton, South Carolina

Site ID #18693 "Kinder Morgan Belton Pipeline Release"

Location ID	Installation Method	Permit #	Date Installed	Date Abandoned	Purpose	Ground Surface Elevation (ft amsl)	TOC Elevation (ft amsl)	Measured Depth to Bottom (ft BTOC)	Bore Hole Diameter (in)	Well Dia (in)	Well Depth (ft bgs)	Bottom of Well (ft amsl)	Top of Screen or Open Borehole Interval	Bottom of Screen or Open Borehole Interval	Top of Screen or Open Borehole Interval	Bottom of Screen or Open Borehole Interval	Top of Screen or Open Borehole Interval	Bottom of Screen or Open Borehole Interval	Length of Screen or Open Borehole Interval (ft)
													(ft BTOC)	(ft BTOC)	(ft bgs)	(ft bgs)	(ft amsl)	(ft amsl)	(ft)
TW-69	DPT	MW-09978	2/3/2015	Still in use	Gauging	840.38	840.27	51.91	2.2	1	50	790.4	11.91	51.91	10.0	52.0	830.4	788.4	40.00
TW-70	DPT	MW-09978	2/3/2015	Still in use	Gauging	842.07	841.95	45.05	2.2	1	43	799.1	10.05	45.05	8.0	45.2	834.1	796.9	35.00
TW-73	DPT	MW-09978	2/3/2015	Still in use	Gauging	850.60	850.53	16.00	2.7	1	16	834.6	6.00	16.00	6.0	16.1	844.6	834.5	10.00
TW-76	DPT	MW-10006	2/4/2015	Still in use	Gauging	852.53	852.44	43.62	2.7	1	43	809.5	8.62	43.62	8.0	43.7	844.5	808.8	35.00
TW-81	DPT	MW-10006	2/5/2015	Still in use	Gauging	849.48	849.43	7.00	2.2	1	7	842.5	2.00	7.00	2.0	7.0	847.5	842.4	5.00
TW-82	DPT	MW-10006	2/5/2015	Still in use	Gauging	849.83	849.64	10.00	2.2	1	10	839.8	2.00	10.00	2.0	10.2	847.8	839.6	8.00
TW-83	DPT	MW-10006	2/5/2015	Still in use	Gauging	850.54	850.44	17.00	2.2	1	17	833.5	2.00	17.00	2.0	17.1	848.5	833.4	15.00
TW-84	DPT	MW-10006	2/5/2015	Still in use	Gauging	851.38	851.22	13.50	2.2	1	13.5	837.9	3.50	13.50	3.5	13.7	847.9	837.7	10.00
TW-85	DPT	MW-10006	2/5/2015	Still in use	Gauging	843.64	843.49	39.00	2.7	1	39	804.6	9.00	39.00	9.0	39.2	834.6	804.5	30.00
TW-86	DPT	MW-10006	2/5/2015	Still in use	Gauging	853.28	853.10	6.00	2.2	1	6	847.3	2.00	6.00	2.0	6.2	851.3	847.1	4.00
TW-87	DPT	MW-10006	2/5/2015	Still in use	Gauging	852.33	852.25	7.00	2.2	1	7	845.3	2.00	7.00	2.0	7.1	850.3	845.3	5.00
TW-90	DPT	MW-10006	2/6/2015	Still in use	Gauging	845.48	845.43	46.50	2.7	1	46.5	799.0	6.50	46.50	6.5	46.6	839.0	798.9	40.00
TW-94	DPT	MW-10006	2/10/2015	Still in use	Gauging	840.75	840.58	40.00	2.7	1	40	800.8	5.00	40.00	5.0	40.2	835.8	800.6	35.00
TW-96	DPT	MW-10006	2/11/2015	Still in use	Gauging	840.52	840.40	28.76	2.7	1	30	810.5	3.76	28.76	5.0	28.9	835.5	811.6	25.00
Vertical Air Sparging Wells																			
VAS-01	Mobile B57 HSA	SCHE03020469	7/28/2016	Still in use	Cupboard Creek Protection	853.269	NS	NA	8.50	2.00	32.20	NA	NA	NA	28.70	31.20	NA	NA	2.50
VAS-02	Mobile B57 HSA	SCHE03020469	7/27/2016	Still in use	Cupboard Creek Protection	852.360	NS	NA	8.50	2.00	27.00	NA	NA	NA	23.50	26.00	NA	NA	2.50
VAS-03	Mobile B57 HSA	SCHE03020469	7/27/2016	Still in use	Cupboard Creek Protection	852.132	NS	NA	8.50	2.00	18.30	NA	NA	NA	14.80	17.30	NA	NA	2.50
VAS-04	Geoprobe 8040 HSA	SCHE03020469	8/4/2016	Still in use	Cupboard Creek Protection	852.056	NS	NA	8.50	2.00	16.70	NA	NA	NA	13.20	15.70	NA	NA	2.50
VAS-05	Mobile B57 HSA	SCHE03020469	7/27/2016	Still in use	Cupboard Creek Protection	851.559	NS	NA	8.50	2.00	13.00	NA	NA	NA	9.50	12.00	NA	NA	2.50
VAS-06	Mobile B57 HSA	SCHE03020469	7/26/2016	Still in use	Cupboard Creek Protection	851.612	NS	NA	8.50	2.00	14.40	NA	NA	NA	10.90	13.40	NA	NA	2.50
VAS-07	Mobile B57 HSA	SCHE03020469	7/26/2016	Still in use	Cupboard Creek Protection	851.603	NS	NA	8.50	2.00	19.40	NA	NA	NA	15.90	18.40	NA	NA	2.50
VAS-08	Mobile B57 HSA	SCHE03020469	7/25/2016	Still in use	Cupboard Creek Protection	851.583	NS	NA	8.50	2.00	22.00	NA	NA	NA	18.50	21.00	NA	NA	2.50
VAS-09	Mobile B57 HSA	SCHE03020469	7/25/2016	Still in use	Cupboard Creek Protection	851.607	NS	NA	8.50	2.00	14.00	NA	NA	NA	10.50	13.00	NA	NA	2.50
VAS-10	Mobile B57 HSA	SCHE03020469	7/25/2016	Still in use	Cupboard Creek Protection	851.411	NS	NA	8.50	2.00	16.10	NA	NA	NA	12.60	15.10	NA	NA	2.50
VAS-11	Mobile B57 HSA	SCHE03020469	7/28/2016	Still in use	Cupboard Creek Protection	852.476	NS	NA	8.50	2.00	25.30	NA	NA	NA	21.80	24.30	NA	NA	2.50
VAS-12	Geoprobe 8040 HSA	SCHE03020469	8/5/2016	Still in use	Cupboard Creek Protection	851.535	NS	NA	8.50	2.00	24.20	NA	NA	NA	20.70	23.20	NA	NA	2.50
VAS-13	Geoprobe 8040 HSA	SCHE03020469	8/5/2016	Still in use	Cupboard Creek Protection	851.701	NS	NA	8.50	2.00	19.60	NA	NA	NA	16.10	18.60	NA	NA	2.50
VAS-14	Geoprobe 8040 HSA	SCHE03020469	8/4/2016	Still in use	Cupboard Creek Protection	851.239	NS	NA	8.50	2.00	16.20	NA	NA	NA	12.70	15.20	NA	NA	2.50
VAS-15	Geoprobe 8040 HSA	SCHE03020469	8/4/2016	Still in use	Cupboard Creek Protection	850.732	NS	NA	8.50	2.00	15.50	NA	NA	NA	12.00	14.50	NA	NA	2.50
VAS-16	Geoprobe 8040 HSA	SCHE03020469	8/3/2016	Still in use	Cupboard Creek Protection	850.305	NS	NA	8.50	2.00	17.90	NA	NA	NA	14.40	16.90	NA	NA	2.50
VAS-17	Geoprobe 8040 HSA	SCHE03020469	8/3/2016	Still in use	Cupboard Creek Protection	849.842	NS	NA	8.50	2.00	19.30	NA	NA	NA	15.80	18.30	NA	NA	2.50
VAS-18	Geoprobe 8040 HSA	SCHE03020469	8/8/2016	Still in use	Cupboard Creek Protection	849.513	NS	NA	8.50	2.00	16.50	NA	NA	NA	13.00	15.50	NA	NA	2.50
VAS-19	Mobile B57 HSA	SCHE03020469	7/26/2016	Still in use	Cupboard Creek Protection	850.465	NS	NA	8.50	2.00	17.20	NA	NA	NA	13.60	16.10	NA	NA	2.50
VAS-20	Mobile B57 HSA	SCHE03020469	7/19/2016	Still in use	Brown's Creek Protection	827.789	NS	NA	8.50	2.00	47.60	NA	NA	NA	44.60	47.10	NA	NA	2.50
VAS-21	Mobile B57 HSA	SCHE03020469	7/19/2016	Still in use	Brown's Creek Protection	826.304	NS	NA	8.50	2.00	53.50	NA	NA	NA	50.00	52.50	NA	NA	2.50
VAS-22	Mobile B57 HSA	SCHE03020469	7/21/2016	Still in use	Brown's Creek Protection	827.394	NS	NA	8.50	2.00	57.00	NA	NA	NA	53.50	56.00	NA	NA	2.50
VAS-23	Mobile B57 HSA	SCHE03020469	7/22/2016	Still in use	Brown's Creek Protection	827.211	NS	NA	8.50	2.00	49.50	NA	NA	NA	46.00	48.50	NA	NA	2.50
VAS-24	Mobile B57 HSA	SCHE03020469	7/5/2016	Still in use	Brown's Creek Protection	826.803	NS	NA	8.50	2.00	58.50	NA	NA	NA	55.00	57.50	NA	NA	2.50
VAS-25	Mobile B57 HSA	SCHE03020469	7/11/2016	Still in use	Brown's Creek Protection	826.411	NS	NA	8.50	2.00	54.00	NA	NA	NA	50.50	53.00	NA	NA	2.50
VAS-26	Mobile B57 HSA	SCHE03020469	7/11/2016	Still in use	Brown's Creek Protection	825.180	NS	NA	8.50	2.00	55.00	NA	NA	NA	51.50	54.00	NA	NA	2.50
VAS-27	Mobile B57 HSA	SCHE03020469	7/8/2016	Still in use	Brown's Creek Protection	826.369	NS	NA	8.50	2.00	54.00	NA	NA	NA	50.50	53.00	NA	NA	2.50
VAS-28	Mobile B57 HSA	SCHE03020469	7/6/2016	Still in use	Brown's Creek Protection	828.930	NS	NA	8.50	2.00	23.10	NA	NA	NA	19.80	22.30	NA	NA	2.50
VAS-29	Mobile B57 HSA	SCHE03020469	7/6/2016	Still in use	Brown's Creek Protection	832.025	NS	NA	8.50	2.00	27.50	NA	NA	NA	24.00	26.50	NA	NA	2.50
VAS-30	Mobile B57 HSA	SCHE03020469	6/21/2016	Still in use	Brown's Creek Protection	831.485	NS	NA	8.50	2.00	52.90	NA	NA	NA	49.40	51.90	NA	NA	2.50

Table 4. Well Construction Information

Plantation Pipe Line Company

Lewis Drive Remediation Site, Belton, South Carolina

Site ID #18693 "Kinder Morgan Belton Pipeline Release"

Location ID	Installation Method	Permit #	Date Installed	Date Abandoned	Purpose	Ground Surface Elevation (ft amsl)	TOC Elevation (ft amsl)	Measured Depth to Bottom (ft BTOC)	Bore Hole Diameter (in)	Well Dia (in)	Well Depth (ft bgs)	Bottom of Well (ft amsl)	Top of Screen or Open Borehole	Bottom of Screen or Open Borehole	Top of Screen or Open Borehole	Bottom of Screen or Open Borehole	Top of Screen or Open Borehole	Bottom of Screen or Open Borehole	Length of Screen or Open Borehole (ft)
													Interval (ft BTOC)	Interval (ft BTOC)	Interval (ft bgs)	Interval (ft bgs)	Interval (ft amsl)	Interval (ft amsl)	Interval (ft)
VAS-31	Mobile B57 HSA	SCHE03020469	6/21/2016	Still in use	Brown's Creek Protection	828.337	NS	NA	8.50	2.00	42.00	NA	NA	NA	38.50	41.00	NA	NA	2.50
VAS-32	Mobile B57 HSA	SCHE03020469	6/30/2016	Still in use	Brown's Creek Protection	836.257	NS	NA	8.50	2.00	43.00	NA	NA	NA	39.50	42.00	NA	NA	2.50
VAS-33	Mobile B57 HSA	SCHE03020469	6/29/2016	Still in use	Brown's Creek Protection	840.900	NS	NA	8.50	2.00	52.60	NA	NA	NA	49.10	51.60	NA	NA	2.50
VAS-34	Mobile B57 HSA	SCHE03020469	7/13/2016	Still in use	Brown's Creek Protection	836.585	NS	NA	8.50	2.00	53.50	NA	NA	NA	50.00	52.50	NA	NA	2.50
VAS-35	Mobile B57 HSA	SCHE03020469	7/13/2016	Still in use	Brown's Creek Protection	831.212	NS	NA	8.50	2.00	40.00	NA	NA	NA	36.50	39.00	NA	NA	2.50
VAS-36	Mobile B57 HSA	SCHE03020469	7/7/2016	Still in use	Brown's Creek Protection	831.361	NS	NA	8.50	2.00	33.20	NA	NA	NA	29.70	32.20	NA	NA	2.50
VAS-37	Mobile B57 HSA	SCHE03020469	7/7/2016	Still in use	Brown's Creek Protection	832.454	NS	NA	8.50	2.00	16.50	NA	NA	NA	13.00	15.50	NA	NA	2.50
VAS-38	Mobile B57 HSA	SCHE03020469	7/6/2016	Still in use	Brown's Creek Protection	834.566	NS	NA	8.50	2.00	21.10	NA	NA	NA	16.60	19.10	NA	NA	2.50
VAS-39	Mobile B57 HSA	SCHE03020469	6/22/2016	Still in use	Brown's Creek Protection	835.956	NS	NA	8.50	2.00	42.40	NA	NA	NA	38.90	41.40	NA	NA	2.50
VAS-40	Mobile B57 HSA	SCHE03020469	6/23/2016	Still in use	Brown's Creek Protection	833.753	NS	NA	8.50	2.00	40.00	NA	NA	NA	36.50	39.00	NA	NA	2.50
VAS-41	Mobile B57 HSA	SCHE03020469	6/28/2016	Still in use	Brown's Creek Protection	845.071	NS	NA	8.50	2.00	27.80	NA	NA	NA	24.30	26.80	NA	NA	2.50
VAS-42A	Mobile B57 HSA	SCHE03020469	7/14/2016	Still in use	Brown's Creek Protection	845.304	NS	NA	8.50	2.00	39.30	NA	NA	NA	35.80	38.30	NA	NA	2.50
VAS-43A	Mobile B57 HSA	SCHE03020469	7/15/2016	Still in use	Brown's Creek Protection	843.078	NS	NA	8.50	2.00	66.50	NA	NA	NA	63.00	65.50	NA	NA	2.50
VAS-44A	Mobile B57 HSA	SCHE03020469	7/18/2016	Still in use	Brown's Creek Protection	838.353	NS	NA	8.50	2.00	72.50	NA	NA	NA	69.00	71.50	NA	NA	2.50
VAS-46	Mobile B57 HSA	SCHE03020469	6/24/2016	Still in use	Brown's Creek Protection	839.503	NS	NA	8.50	2.00	20.80	NA	NA	NA	18.00	20.50	NA	NA	2.50
Vertical Bedrock Sparging Wells																			
VBS-01	Hollow Stem Auger/Wire Line/Air Rotary	SCHE03020469M	1/28/2017	Still in use	Brown's Creek Protection	NS	NS	38.15	4.00	2.00	38.50	NA	NA	NA	34.50	38.50	NA	NA	2.00
VBS-02	Hollow Stem Auger/Wire Line/Air Rotary	SCHE03020469M	1/28/2017	Still in use	Brown's Creek Protection	NS	NS	31.05	4.00	2.00	31.00	NA	NA	NA	27.00	31.00	NA	NA	2.00
VBS-03	Hollow Stem Auger/Wire Line/Air Rotary	SCHE03020469M	1/27/2017	Still in use	Brown's Creek Protection	NS	NS	36.20	4.00	2.00	36.20	NA	NA	NA	32.20	36.20	NA	NA	2.00

Notes:

amsl = above mean sea level relative to North American Vertical Datum of 1988 (NAVD88). Benchmark is 34.8289659 degrees north, 82.3710354 degrees west (NAD83, 2011), elevation 929.1 ft NAVD88.

bgs = below ground surface

BTOC = below top of casing

DPT = direct push

ft = feet

HSA = hollow-stem auger

in = inches

NA = not applicable

NS = location not surveyed

RNE = Refusal not encountered

TOC = top of casing

Table 5. Groundwater Elevation and Product Thickness Data

Plantation Pipe Line Company

Lewis Drive Remediation Site, Belton, South Carolina

Site ID #18693 "Kinder Morgan Belton Pipeline Release"

Location ID	Date	Depth to Product (ft BTOC)	Depth to Water (ft BTOC)	Product Thickness (ft)	Top of Casing Elevation ^{1,2} (ft amsl)	Groundwater Elevation (ft amsl)	Corrected ³ Groundwater Elevation (ft amsl)	Date of Product Evacuation	Start Time	Finish Time
MW-01	2/21/2018	-	4.73	-	853.07	848.34	-	-	-	-
	2/5/2018	-	3.51	-		849.56	-	-	-	-
MW-01B	2/21/2018	-	7.90	-	852.99	845.09	-	-	-	-
	2/5/2018	-	9.70	-		843.29	-	-	-	-
MW-02	2/21/2018	-	-	-	841.04	841.04	-	-	-	-
	2/5/2018	-	-	-		841.04	-	-	-	-
MW-02B	2/21/2018	-	0.96	-	841.19	840.23	-	-	-	-
	2/5/2018	-	0.10	-		841.09	-	-	-	-
MW-03	2/21/2018	-	-	-	838.36	838.36	-	-	-	-
	2/5/2018	-	-	-		838.36	-	-	-	-
MW-04	2/21/2018	-	7.30	-	844.42	837.12	-	-	-	-
	2/5/2018	-	7.80	-		836.62	-	-	-	-
MW-05	2/21/2018	-	14.14	-	851.11	836.97	-	-	-	-
	2/5/2018	-	15.87	-		835.24	-	-	-	-
MW-06	2/21/2018	-	13.91	-	852.92	839.01	-	-	-	-
	2/21/2018	-	13.63	-	852.57	838.94	-	-	-	-
MW-06B	2/21/2018	-	13.63	-	853.02	840.87	-	-	-	-
	2/5/2018	-	13.19	-		839.83	-	-	-	-
MW-08	2/21/2018	-	NM	-	844.72	-	-	-	-	-
	2/13/2018	3.87	3.88	0.01		840.84	840.85	-	-	-
	2/5/2018	-	4.35	-		840.37	-	-	-	-
MW-09	2/21/2018	-	-	-	843.63	843.63	-	-	-	-
	2/5/2018	-	0.10	-		843.53	-	-	-	-
MW-09B	2/21/2018	-	3.37	-	843.92	840.55	-	-	-	-
	2/21/2018	-	5.40	-	845.41	840.01	-	-	-	-
MW-10	2/21/2018	-	5.40	-	845.41	840.01	-	-	-	-
	2/5/2018	-	6.81	-		838.60	-	-	-	-
MW-11	2/21/2018	-	NM	-	855.63	-	-	-	-	-
	2/13/2018	28.80	28.81	0.01		826.82	826.83	-	-	-
	2/5/2018	29.56	29.60	0.04		826.03	826.06	-	-	-
MW-12	2/21/2018	-	14.05	-	834.53	820.48	-	-	-	-
	2/5/2018	-	13.35	-		821.18	-	-	-	-
MW-12B	2/21/2018	-	14.51	-	834.98	820.47	-	-	-	-
	2/5/2018	-	13.61	-		821.37	-	-	-	-
MW-13	2/21/2018	-	20.95	-	848.84	827.89	-	-	-	-
	2/21/2018	-	21.45	-	849.82	828.37	-	-	-	-
MW-13B	2/21/2018	-	21.45	-	849.82	828.37	-	-	-	-
	2/21/2018	-	15.79	-	838.70	822.91	-	-	-	-
MW-14	2/21/2018	-	15.79	-	838.70	822.91	-	-	-	-

Table 5. Groundwater Elevation and Product Thickness Data

Plantation Pipe Line Company

Lewis Drive Remediation Site, Belton, South Carolina

Site ID #18693 "Kinder Morgan Belton Pipeline Release"

Location ID	Date	Depth to Product (ft BTOC)	Depth to Water (ft BTOC)	Product Thickness (ft)	Top of Casing Elevation ^{1,2} (ft amsl)	Groundwater Elevation (ft amsl)	Corrected ³ Groundwater Elevation (ft amsl)	Date of Product Evacuation	Start Time	Finish Time
MW-14B	2/21/2018	-	18.70	-	840.20	821.50	-	-	-	-
MW-15	2/21/2018	-	NM	-	831.03	-	-	-	-	-
	2/13/2018	9.91	9.92	0.01		821.11	821.12	-	-	-
	2/5/2018	-	12.28	-		818.75	-	-	-	-
MW-15B	2/21/2018	-	15.11	-	831.29	816.18	-	-	-	-
	2/5/2018	-	15.60	-		815.69	-	-	-	-
MW-16	2/21/2018	-	-	-	847.67	847.67	-	-	-	-
	2/5/2018	-	18.00	-		829.67	-	-	-	-
MW-17	2/21/2018	-	10.83	-	855.35	844.52	-	-	-	-
MW-17B	2/21/2018	-	15.40	-	855.37	839.97	-	-	-	-
MW-18	2/21/2018	-	-	-	846.89	846.89	-	-	-	-
	2/5/2018	16.96	16.97	0.01		829.92	829.92	-	-	-
MW-19	2/21/2018	-	9.76	-	853.94	844.18	-	-	-	-
	2/5/2018	-	10.80	-		843.14	-	-	-	-
MW-20	2/21/2018	-	NM	-	852.89	-	-	-	-	-
	2/13/2018	-	11.81	-		841.08	-	-	-	-
	2/5/2018	-	12.57	-		840.32	-	-	-	-
MW-21	2/21/2018	-	15.62	-	855.77	840.15	-	-	-	-
MW-22	2/21/2018	-	9.03	-	854.60	845.57	-	-	-	-
	2/5/2018	-	9.81	-		844.79	-	-	-	-
MW-23	2/21/2018	-	9.03	-	849.57	840.54	-	-	-	-
	2/5/2018	-	9.76	-		839.81	-	-	-	-
MW-23B	2/21/2018	-	11.04	-	849.69	838.65	-	-	-	-
MW-24	2/21/2018	-	4.35	-	817.92	813.57	-	-	-	-
MW-24B	2/21/2018	-	5.29	-	818.72	813.43	-	-	-	-
MW-25	2/21/2018	-	8.09	-	826.18	818.09	-	-	-	-
	2/5/2018	-	8.15	-		818.03	-	-	-	-
MW-25B	2/21/2018	-	4.41	-	823.81	819.40	-	-	-	-
	2/5/2018	-	4.48	-		819.33	-	-	-	-
MW-26	2/21/2018	-	3.81	-	847.56	843.75	-	-	-	-
	2/5/2018	-	4.37	-		843.19	-	-	-	-
MW-26B	2/21/2018	-	7.01	-	847.81	840.80	-	-	-	-
MW-27	2/21/2018	-	26.05	-	854.11	828.06	-	-	-	-
MW-27B	2/21/2018	-	30.41	-	857.14	826.73	-	-	-	-
MW-28					844.31					

Table 5. Groundwater Elevation and Product Thickness Data

Plantation Pipe Line Company

Lewis Drive Remediation Site, Belton, South Carolina

Site ID #18693 "Kinder Morgan Belton Pipeline Release"

Location ID	Date	Depth to Product (ft BTOC)	Depth to Water (ft BTOC)	Product Thickness (ft)	Top of	Groundwater Elevation (ft amsl)	Corrected ^a	Date of Product Evacuation	Start Time	Finish Time
					Casing Elevation ^{1,2} (ft amsl)		Groundwater Elevation (ft amsl)			
MW-28 (cont'd)	2/21/2018	-	22.33	-		821.98	-	-	-	-
	2/5/2018	-	22.60	-		821.71	-	-	-	-
MW-29					852.20					
	2/21/2018	-	6.30	-		845.90	-	-	-	-
	2/5/2018	-	7.80	-		844.40	-	-	-	-
MW-30					841.28					
	2/21/2018	-	12.17	-		829.11	-	-	-	-
	2/5/2018	-	13.11	-		828.17	-	-	-	-
MW-31					845.04					
	2/21/2018	-	18.54	-		826.50	-	-	-	-
	2/5/2018	-	18.90	-		826.14	-	-	-	-
MW-31B					844.94					
	2/21/2018	-	19.13	-		825.81	-	-	-	-
MW-32					842.93					
	2/21/2018	-	6.32	-		836.61	-	-	-	-
MW-33					849.20					
	2/21/2018	-	24.31	-		824.89	-	-	-	-
MW-33T					849.11					
	2/21/2018	-	25.60	-		823.51	-	-	-	-
MW-34					816.35					
	2/21/2018	-	2.28	-		814.07	-	-	-	-
	2/5/2018	-	2.27	-		814.08	-	-	-	-
MW-35					829.40					
	2/21/2018	-	8.12	-		821.28	-	-	-	-
	2/5/2018	-	9.00	-		820.40	-	-	-	-
MW-36					858.47					
	2/21/2018	-	18.76	-		839.71	-	-	-	-
MW-36B					858.15					
	2/21/2018	-	18.46	-		839.69	-	-	-	-
MW-37					813.92					
	2/21/2018	-	3.34	-		810.58	-	-	-	-
MW-38					813.28					
	2/21/2018	-	1.69	-		811.59	-	-	-	-
	2/5/2018	-	1.58	-		811.70	-	-	-	-
MW-39					819.90					
	2/21/2018	-	5.29	-		814.61	-	-	-	-
	2/5/2018	-	4.85	-		815.05	-	-	-	-
MW-40					817.79					
	2/21/2018	-	2.95	-		814.84	-	-	-	-
	2/5/2018	-	2.75	-		815.04	-	-	-	-
MW-41					819.68					
	2/21/2018	-	4.25	-		815.43	-	-	-	-
	2/5/2018	-	3.82	-		815.86	-	-	-	-
MW-42					820.33					
	2/21/2018	-	5.60	-		814.73	-	-	-	-
MW-43					818.12					
	2/21/2018	-	4.11	-		814.01	-	-	-	-
	2/5/2018	-	3.70	-		814.42	-	-	-	-
MW-43B					818.80					
	2/21/2018	-	1.51	-		817.29	-	-	-	-
MW-44					853.67					
	2/21/2018	-	5.97	-		847.70	-	-	-	-
MW-44B					853.38					
	2/21/2018	-	12.65	-		840.73	-	-	-	-
MW-45					852.47					
	2/21/2018	-	12.91	-		839.56	-	-	-	-

Table 5. Groundwater Elevation and Product Thickness Data

Plantation Pipe Line Company

Lewis Drive Remediation Site, Belton, South Carolina

Site ID #18693 "Kinder Morgan Belton Pipeline Release"

Location ID	Date	Depth to Product (ft BTOC)	Depth to Water (ft BTOC)	Product Thickness (ft)	Top of Casing Elevation ^{1,2} (ft amsl)	Groundwater Elevation (ft amsl)	Corrected ³ Groundwater Elevation (ft amsl)	Date of Product Evacuation	Start Time	Finish Time
MW-45 (cont'd)	2/5/2018	-	13.95	-		838.52	-	-	-	-
MW-45B					852.85					
	2/21/2018	-	14.99	-		837.86	-	-	-	-
MW-46					845.47					
	2/21/2018	-	7.08	-		838.39	-	-	-	-
MW-47					842.98					
	2/21/2018	-	15.50	-		827.48	-	-	-	-
MW-48B					832.34					
	2/21/2018	-	17.12	-		815.22	-	-	-	-
MW-49					846.78					
	2/21/2018	-	18.52	-		828.26	-	-	-	-
MW-50B					850.34					
	2/21/2018	-	19.51	-		830.83	-	-	-	-
RS-01					849.13					
	2/21/2018	8.45	8.52	0.07		840.61	840.66	-	-	-
	2/13/2018	8.05	8.11	0.06		841.02	841.06	-	-	-
	2/9/2018	8.93	9.01	0.08		840.12	840.18	-	-	-
RS-02					849.52					
	2/21/2018	-	NM	-		-	-	-	-	-
	2/13/2018	6.78	6.80	0.02		842.72	842.73	-	-	-
RS-04					851.47					
	2/21/2018	-	9.68	-		841.79	-	-	-	-
RS-05					848.31					
	2/21/2018	-	NM	-		-	-	-	-	-
	2/13/2018	19.80	20.23	0.44		828.08	828.40	-	-	-
	2/9/2018	8.09	8.29	0.20		840.02	840.17	-	-	-
RS-06					849.47					
	2/21/2018	-	8.65	-		840.82	-	-	-	-
RS-07					855.08					
	2/21/2018	-	12.66	-		842.42	-	-	-	-
RS-08					854.00					
	2/21/2018	-	13.40	-		840.60	-	-	-	-
	2/13/2018	13.79	13.80	0.01		840.20	840.21	-	-	-
RS-09					847.60					
	2/21/2018	-	6.45	-		841.15	-	-	-	-
RS-10					847.42					
	2/21/2018	-	NM	-		-	-	-	-	-
	2/13/2018	5.82	5.92	0.10		841.50	841.57	-	-	-
RS-11					847.44					
	2/21/2018	-	6.42	-		841.02	-	-	-	-
RS-12					847.74					
	2/21/2018	-	6.78	-		840.96	-	-	-	-
RS-13					845.98					
	2/21/2018	-	2.84	-		843.14	-	-	-	-
RS-14					845.97					
	2/21/2018	-	NM	-		-	-	-	-	-
	2/13/2018	2.53	2.58	0.05		843.39	843.43	-	-	-
RS-15					846.41					
	2/21/2018	-	3.94	-		842.47	-	-	-	-
RS-16					845.44					
	2/21/2018	-	2.78	-		842.66	-	-	-	-
RS-17					844.22					
	2/21/2018	-	NM	-		-	-	-	-	-
	2/13/2018	1.70	1.73	0.03		842.49	842.51	-	-	-
RS-18					847.89					
	2/21/2018	-	6.59	-		841.30	-	-	-	-

Table 5. Groundwater Elevation and Product Thickness Data

Plantation Pipe Line Company

Lewis Drive Remediation Site, Belton, South Carolina

Site ID #18693 "Kinder Morgan Belton Pipeline Release"

Location ID	Date	Depth to Product (ft BTOC)	Depth to Water (ft BTOC)	Product Thickness (ft)	Top of Casing Elevation ^{1,2} (ft amsl)	Groundwater Elevation (ft amsl)	Corrected ³ Groundwater Elevation (ft amsl)	Date of Product Evacuation	Start Time	Finish Time
RS-20					842.69			-	-	-
	2/21/2018	-	3.02	-		839.67	-	-	-	-
RT-1A					854.06			-	-	-
	2/21/2018	-	13.25	-		840.81	-	-	-	-
	2/13/2018	13.25	13.26	0.01		840.80	840.81	-	-	-
	2/9/2018	-	13.71	-		840.35	-	-	-	-
RT-1B					854.15			-	-	-
	2/21/2018	-	13.23	-		840.92	-	-	-	-
	2/13/2018	-	13.28	-		840.87	-	-	-	-
	2/9/2018	-	13.68	-		840.47	-	-	-	-
RT-1C					854.55			-	-	-
	2/21/2018	-	13.82	-		840.73	-	-	-	-
	2/13/2018	-	13.88	-		840.67	-	-	-	-
	2/9/2018	-	14.29	-		840.26	-	-	-	-
RT-2A					817.48			-	-	-
	2/21/2018	-	NM	-		-	-	-	-	-
	2/9/2018	-	0.54	-		816.94	-	-	-	-
RT-2B					817.61			-	-	-
	2/21/2018	-	0.75	-		816.86	-	-	-	-
	2/9/2018	-	0.68	-		816.93	-	-	-	-
RT-2C					818.06			-	-	-
	2/21/2018	-	1.21	-		816.85	-	-	-	-
	2/9/2018	-	1.14	-		816.92	-	-	-	-
RT-2D					818.12			-	-	-
	2/21/2018	-	1.32	-		816.80	-	-	-	-
	2/9/2018	-	1.25	-		816.87	-	-	-	-
RT-2E					818.25			-	-	-
	2/21/2018	-	1.41	-		816.84	-	-	-	-
	2/9/2018	-	1.33	-		816.92	-	-	-	-
RT-2F					818.57			-	-	-
	2/21/2018	-	1.75	-		816.82	-	-	-	-
	2/9/2018	-	1.67	-		816.90	-	-	-	-
RT-2G					820.07			-	-	-
	2/21/2018	-	0.96	-		819.11	-	-	-	-
	2/9/2018	-	0.98	-		819.09	-	-	-	-
RT-2I					819.51			-	-	-
	2/21/2018	-	0.35	-		819.16	-	-	-	-
	2/9/2018	-	0.23	-		819.28	-	-	-	-
RT-2J					817.63			-	-	-
	2/21/2018	-	-	-		817.63	-	-	-	-
	2/9/2018	-	NM	-		-	-	-	-	-
RT-2K					817.40			-	-	-
	2/21/2018	-	0.65	-		816.75	-	-	-	-
	2/13/2018	-	0.08	-		817.32	-	-	-	-
	2/9/2018	-	NM	-		-	-	-	-	-
RT-2L					819.54			-	-	-
	2/21/2018	-	1.55	-		817.99	-	-	-	-
	2/9/2018	-	1.34	-		818.20	-	-	-	-
RW-01	2/21/2018	-	12.77	-	851.92	839.15	-	-	-	-
RW-02					852.69			-	-	-
	2/21/2018	-	NM	-		-	-	-	-	-
	2/13/2018	21.56	21.57	0.01		831.12	831.13	-	-	-
	2/9/2018	21.75	21.81	0.06		830.88	830.92	-	-	-
RW-03	2/21/2018	-	NM	-	852.34	-	-	-	-	-

Table 5. Groundwater Elevation and Product Thickness Data

Plantation Pipe Line Company

Lewis Drive Remediation Site, Belton, South Carolina

Site ID #18693 "Kinder Morgan Belton Pipeline Release"

Location ID	Date	Depth to Product (ft BTOC)	Depth to Water (ft BTOC)	Product Thickness (ft)	Top of Casing Elevation ^{1,2} (ft amsl)	Groundwater Elevation (ft amsl)	Corrected ³ Groundwater Elevation (ft amsl)	Date of Product Evacuation	Start Time	Finish Time
RW-03 (cont'd)	2/13/2018	-	22.43	-		829.91	-	-	-	-
RW-04					853.93					
	2/21/2018	-	NM	-		-	-	-	-	-
	2/13/2018	28.52	29.17	0.65		824.76	825.24	-	-	-
	2/9/2018	28.93	29.39	0.46		824.54	824.88	-	-	-
RW-05					853.53					
	2/21/2018	-	NM	-		-	-	-	-	-
	2/9/2018	32.33	33.13	0.80		820.40	820.99	-	-	-
RW-06					846.21					
	2/21/2018	-	25.61	-		820.60	-	-	-	-
	2/9/2018	-	26.15	-		820.06	-	-	-	-
RW-07					843.19					
	2/21/2018	-	NM	-		-	-	-	-	-
	2/13/2018	21.40	21.42	0.02		821.77	821.79	-	-	-
	2/9/2018	-	22.09	-		821.10	-	-	-	-
RW-08					835.48					
	2/21/2018	-	NM	-		-	-	-	-	-
	2/13/2018	-	13.62	-		821.86	-	-	-	-
RW-09					835.12					
	2/21/2018	-	12.08	-		823.04	-	-	-	-
	2/9/2018	-	12.12	-		823.00	-	-	-	-
RW-10					848.53					
	2/21/2018	-	9.75	-		838.78	-	-	-	-
RW-11					852.97					
	2/21/2018	-	13.01	-		839.96	-	-	-	-
	2/9/2018	-	NM	-		-	-	-	-	-
RW-12					854.49					
	2/21/2018	-	15.14	-		839.35	-	-	-	-
	2/9/2018	-	NM	-		-	-	-	-	-
RW-13					847.97					
	2/21/2018	-	NM	-		-	-	-	-	-
RW-14					827.54					
	2/21/2018	-	12.61	-		814.93	-	-	-	-
	2/9/2018	-	13.24	-		814.30	-	-	-	-
RW-15					851.64					
	2/21/2018	-	NM	-		-	-	-	-	-
	2/13/2018	12.90	12.93	0.03		838.71	838.73	-	-	-
SW-01					812.82					
	2/21/2018	-	(0.90)	-		813.72	-	-	-	-
SW-02					808.65					
	2/21/2018	-	(1.65)	-		810.30	-	-	-	-
SW-03					815.09					
	2/21/2018	-	(1.25)	-		816.34	-	-	-	-
SW-05					838.75					
	2/21/2018	-	NM	-		-	-	-	-	-
SW-08					802.04					
	2/21/2018	-	(1.10)	-		803.14	-	-	-	-
SW-10					778.09					
	2/21/2018	-	(0.90)	-		778.99	-	-	-	-
TW-04R					852.64					
	2/21/2018	-	3.47	-		849.17	-	-	-	-
TW-05R					849.93					
	2/21/2018	-	2.71	-		847.22	-	-	-	-
TW-14R					853.37					
	2/21/2018	-	4.00	-		849.37	-	-	-	-
TW-15R					850.62					

Table 5. Groundwater Elevation and Product Thickness Data

Plantation Pipe Line Company

Lewis Drive Remediation Site, Belton, South Carolina

Site ID #18693 "Kinder Morgan Belton Pipeline Release"

Location ID	Date	Depth to Product (ft BTOC)	Depth to Water (ft BTOC)	Product Thickness (ft)	Top of Casing Elevation ^{1,2} (ft amsl)	Groundwater Elevation (ft amsl)	Corrected ³ Groundwater Elevation (ft amsl)	Date of Product Evacuation	Start Time	Finish Time
TW-15R (cont'd)	2/21/2018	-	1.97	-		848.65	-	-	-	-
TW-21					849.70					
	2/21/2018	-	1.45	-		848.25	-	-	-	-
TW-28					851.42					
	2/21/2018	21.81	22.38	0.57		829.04	829.46	-	-	-
TW-30					851.81					
	2/21/2018	-	20.60	-		831.21	-	-	-	-
TW-34					854.79					
	2/21/2018	-	NM	-		-	-	-	-	-
TW-35					854.10					
	2/21/2018	-	NM	-		-	-	-	-	-
TW-40					853.35					
	2/21/2018	-	NM	-		-	-	-	-	-
TW-41					849.38					
	2/21/2018	-	NM	-		-	-	-	-	-
TW-42					846.84					
	2/21/2018	-	NM	-		-	-	-	-	-
TW-45					848.31					
	2/21/2018	-	NM	-		-	-	-	-	-
TW-55					845.93					
	2/21/2018	-	NM	-		-	-	-	-	-
	2/5/2018	-	13.00	-		832.93	-	-	-	-
TW-59					834.78					
	2/21/2018	-	NM	-		-	-	-	-	-
	2/5/2018	-	13.40	-		821.38	-	-	-	-
TW-60					828.03					
	2/21/2018	-	NM	-		-	-	-	-	-
	2/5/2018	-	8.45	-		819.58	-	-	-	-
TW-64					845.88					
	2/21/2018	-	NM	-		-	-	-	-	-
	2/5/2018	-	16.26	-		829.62	-	-	-	-
TW-65					845.62					
	2/21/2018	-	NM	-		-	-	-	-	-
TW-66					820.31					
	2/21/2018	-	NM	-		-	-	-	-	-
	2/5/2018	-	1.10	-		819.21	-	-	-	-
TW-67					852.71					
	2/21/2018	-	10.97	-		841.74	-	-	-	-
	2/5/2018	-	11.75	-		840.96	-	-	-	-
TW-68					846.45					
	2/21/2018	-	NM	-		-	-	-	-	-
TW-69					840.27					
	2/21/2018	-	NM	-		-	-	-	-	-
TW-70					841.95					
	2/21/2018	-	17.44	-		824.51	-	-	-	-
TW-73					850.53					
	2/21/2018	-	5.36	-		845.17	-	-	-	-
	2/5/2018	-	7.65	-		842.88	-	-	-	-
TW-76					852.44					
	2/21/2018	-	NM	-		-	-	-	-	-
TW-81					849.43					
	2/21/2018	-	1.51	-		847.92	-	-	-	-
TW-82					849.64					
	2/21/2018	-	1.10	-		848.54	-	-	-	-
TW-83					850.44					
	2/21/2018	-	2.00	-		848.44	-	-	-	-

Table 5. Groundwater Elevation and Product Thickness Data

Plantation Pipe Line Company

Lewis Drive Remediation Site, Belton, South Carolina

Site ID #18693 "Kinder Morgan Belton Pipeline Release"

Location ID	Date	Depth to Product (ft BTOC)	Depth to Water (ft BTOC)	Product Thickness (ft)	Top of Casing Elevation ^{1,2} (ft amsl)	Groundwater Elevation (ft amsl)	Corrected ³ Groundwater Elevation (ft amsl)	Date of Product Evacuation	Start Time	Finish Time
TW-84	2/21/2018	-	3.16	-	851.22	848.06	-	-	-	-
TW-85	2/21/2018	-	NM	-	843.49	-	-	-	-	-
TW-86	2/21/2018	-	4.35	-	853.10	848.75	-	-	-	-
TW-87	2/21/2018	-	3.81	-	852.25	848.44	-	-	-	-
TW-90	2/21/2018	-	NM	-	845.43	-	-	-	-	-
TW-94	2/21/2018	-	NM	-	840.58	-	-	-	-	-
TW-96	2/21/2018	-	NM	-	840.40	-	-	-	-	-
	2/5/2018	-	-	-		840.40	-	-	-	-

Notes:

¹ Elevation of zero mark (ft amsl) for surface water staff gauges.

² "RS-" and "RT-" features were trimmed to less than 12 inches above ground surface on 3/14/2017. Only the resurveyed top of casing elevation after trimming is displayed. Groundwater elevation calculations are based on the true top of casing elevation at the time of gauging.

³ Calculated based on an oil:water density ratio of 0.73.

Bold indicates the gauged product thickness was greater than 0.5 foot.

- = not applicable

amsl = above mean sea level

BTOC = below top of casing

DRY = well contained no measurable water or product

ft = feet

ID = identification

NM = not measured

The following features are no longer reliable for calculating groundwater elevation:

- RS-19 was damaged on or about January 20, 2017.
- RT-2H was covered over on or about January 17, 2017, due to construction efforts in the vicinity.
- TW-46 was damaged on or about December 8, 2016.

Table 6. Product Skimmer Recovery Results *Plantation
Pipe Line Company
Lewis Drive Remediation Site, Belton, South Carolina
Site ID #18693 "Kinder Morgan Belton Pipeline Release"*

Well Identifier	Week 1 Volume Recovered (gal)	Week 2 Volume Recovered (gal)	Total recovered to date (gal)	Note
Date	2/20/2018	2/26/2018		
Product Skimmers				
MW-08	-	-	-	No measurable product recovered
MW-15	-	-	-	
MW-20	0.004	0.017	0.021	
RS-01	NA	NA	-	Difficulty inserting product skimmer; replaced with smaller size
RS-02	-	-	-	
RS-05	0.844	0.813	1.656	
RS-10	0.002	-	0.002	
RS-14	0.016	-	0.016	
RS-17	-	-	-	
RW-02	-	0.090	0.090	
RW-03	-	-	-	
RW-04	-	0.008	0.008	
RW-05	-	0.016	0.016	
RW-07	0.002	-	0.002	
RW-08	-	-	-	No measurable product recovered
RW-15	0.078	-	0.078	
Petroleum-Absorbent Socks				
MW-11	0.200	0.224	0.424	
RS-08	NA	NA	NA	Skimmer incompatible with well, cage and sock ordered
RT-1A	NA	NA	NA	Skimmer incompatible with well, cage and sock ordered
RT-1B	NA	NA	NA	Skimmer incompatible with well, cage and sock ordered
RT-1C	NA	NA	NA	Skimmer incompatible with well, cage and sock ordered
RT-2K	NA	NA	NA	Skimmer incompatible with well, cage and sock ordered
Total:	1.145	1.167	2.312	

Notes:

gal = gallons

ID = identification

Table 7. Analytical Results for Groundwater

Plantation Pipe Line Company

Lewis Drive Remediation Site, Belton, South Carolina

Site ID #18693 "Kinder Morgan Belton Pipeline Release"

Location	Sample ID	Gauging Date	Depth to Water	Sample Date	Analyte: Units	Benzene	Ethylbenzene	Toluene	Total Xylenes	1,2-DCA	MTBE	Naphthalene	EDB
RBSL ³ :					µg/L	5.0	700	1,000	10,000	5.0	40	25	0.05
MW-01	MW-01-072715			7/27/2015	µg/L	5 U ^b	5 U	5 U	10 U	5 U ^b	5 U	5 U	0.02 U
	MW-01-012716			1/27/2016	µg/L	1 U	1 U	1 U	2 U	1 U	1 U	1 U	0.02 U
	--			11/28/2016	--	NS-IW	NS-IW	NS-IW	NS-IW	NS-IW	NS-IW	NS-IW	NS-IW
	MW-01-062817			6/28/2017	µg/L	1 U	1 U	1 U	3 U	1 U	1 U	5 U	--
	MW-01-090717			9/7/2017	µg/L	1 U	1 U	1 U	3 U	1 U	1 U	5 U	--
	MW-01-120517	12/4/2017	9.85	12/5/2017	µg/L	1 U	1 U	1 U	3 U	1 U	1 U	5 U	--
MW-01B	MW-01B-080415			8/4/2015	µg/L	5 U ^b	5 U	5 U	10 U	5 U ^b	5 U	5 U	0.02 U
	MW-01B-012716			1/27/2016	µg/L	1 U	1 U	1 U	2 U	1 U	1 U	1 U	0.019 U
	MW-01B-120116			12/1/2016	µg/L	1 U	1 U	1.4	5.6	1 U	1 U	1.3	--
	MW-01B-062817			6/28/2017	µg/L	1 U	1 U	1 U	3 U	1 U	1 U	5 U	--
	MW-01B-062817-FD			6/28/2017	µg/L	1 U	1 U	1 U	3 U	1 U	1 U	5 U	--
	MW-01B-090717			9/7/2017	µg/L	1 U	1 U	1 U	3 U	1 U	1 U	5 U	--
	MW-01B-120517	12/4/2017	10.24	12/5/2017	µg/L	1 U	1 U	1 U	3 U	1 U	1 U	5 U	--
MW-02	MW-02-072715			7/27/2015	µg/L	4,320	625 U	9,670	2,460	5 U ^b	171	74.7	0.02 U
	MW-02-012616			1/26/2016	µg/L	9,500	1,160	25,000	6,310	50 U ^b	285	139	0.019 U
	--			11/28/2016	--	NS-FP	NS-FP	NS-FP	NS-FP	NS-FP	NS-FP	NS-FP	NS-FP
	MW-02-062917			6/29/2017	µg/L	8,040	833	27,100	9,890	250 U ^b	250 U ^b	1,250 U ^b	--
	MW-02-090817			9/8/2017	µg/L	2,340	181	7,120	8,510	50 U ^b	50 U ^b	389	--
	MW-02-100417	10/3/2017	16.03	10/4/2017	µg/L	3,510	306	11,900	11,200	50 U ^b	53.9	250 U ^b	--
	MW-02-110817	11/7/2017	4.20	11/8/2017	µg/L	850	100 U	1,370	3,520	100 U ^b	100 U ^b	500 U ^b	--
	MW-02-120717	12/4/2017	2.54	12/7/2017	µg/L	153	15.1	313	441	1 U	70.9	12.8	--
	MW-02-010918	1/8/2018	14.26	1/9/2018	µg/L	307	10 U	878	1,300	10 U ^b	61.8	63.7	--
	MW-02-020618	2/5/2018	0.00	2/6/2018	µg/L	30.5	1.09	29.6	88	1 U	32.0	5 U	--
MW-02B	MW-02B-080415			8/4/2015	µg/L	5 U ^b	5 U	5 U	10 U	5 U ^b	5 U	5 U	0.02 U
	MW-02B-D-080415			8/4/2015	µg/L	5 U ^b	5 U	5 U	10 U	5 U ^b	5 U	5 U	0.019 U
	--			1/19/2016	--	NS-FP	NS-FP	NS-FP	NS-FP	NS-FP	NS-FP	NS-FP	NS-FP
	MW-02B-030116			3/1/2016	µg/L	1 U	1 U	4.8	4.6	1 U	1 U	1 U	0.019 U
	MW-02B-D-030116			3/1/2016	µg/L	1 U	1 U	4.8	5.3	1 U	1 U	1 U	0.02 U
	--			11/28/2016	--	NS-IW	NS-IW	NS-IW	NS-IW	NS-IW	NS-IW	NS-IW	NS-IW
	MW-02B-033117			3/31/2017	µg/L	1 U	1 U	1 U	3 U	1 U	1 U	5 U	--
	MW-02B-062917			6/29/2017	µg/L	1 U	1 U	1 U	3 U	1 U	1 U	5 U	--
	MW-02B-090817			9/8/2017	µg/L	1 U	1 U	1 U	3 U	1 U	1 U	5 U	--

Table 7. Analytical Results for Groundwater

Plantation Pipe Line Company

Lewis Drive Remediation Site, Belton, South Carolina

Site ID #18693 "Kinder Morgan Belton Pipeline Release"

Location	Sample ID	Gauging Date	Depth to Water	Sample Date	Analyte: Units	Benzene	Ethylbenzene	Toluene	Total Xylenes	1,2-DCA	MTBE	Naphthalene	EDB
RBSL ³ :					µg/L	5.0	700	1,000	10,000	5.0	40	25	0.05
MW-2B	MW-02B-120717	12/4/2017	24.56	12/7/2017	µg/L	1 U	1 U	1.11	3 U	1 U	1 U	5 U	--
MW-03	MW-03-072715			7/27/2015	µg/L	5 U ^b	5 U	5 U	10 U	5 U ^b	5 U	5 U	0.02 U
	MW-03-012516			1/25/2016	µg/L	108	20.1	958	598	1 U	1 U	11.1	0.02 U
	MW-03-120616			12/6/2016	µg/L	61.1	25.1	229	330	2 U	2 U	3.6	--
	MW-03-062917			6/29/2017	µg/L	10.9	1 U	24.6	6.98	1 U	2.34	5 U	--
	--			9/5/2017	--	NS-HS	NS-HS	NS-HS	NS-HS	NS-HS	NS-HS	NS-HS	NS-HS
	--	10/3/2017	19.87	10/3/2017	--	NS-IW	NS-IW	NS-IW	NS-IW	NS-IW	NS-IW	NS-IW	NS-IW
	MW-03-110817	11/7/2017	--*	11/8/2017	µg/L	1 U	1 U	1 U	3 U	1 U	1 U	5 U	--
	MW-03-120517	12/4/2017	18.00	12/5/2017	µg/L	1 U	1 U	1 U	3 U	1 U	1 U	5 U	--
	--	1/8/2018	19.98	1/8/2018	--	NS-IW	NS-IW	NS-IW	NS-IW	NS-IW	NS-IW	NS-IW	NS-IW
MW-03-020618	2/5/2018	--*	2/6/2018	µg/L	1 U	1 U	1 U	3 U	1 U	1 U	5 U	--	
MW-04	MW-04-072815			7/28/2015	µg/L	5 U ^b	5 U	5 U	10 U	5 U ^b	5 U	5 U	0.019 U
	MW-04-012516			1/25/2016	µg/L	1 U	1 U	1 U	2 U	1 U	1 U	1 U	0.02 U
	MW-04-120616			12/6/2016	µg/L	1 U	1 U	1 U	1 U	1 U	1 U	1 U	--
	MW-04-062917			6/29/2017	µg/L	1 U	1 U	1 U	3 U	1 U	1 U	5 U	--
	MW-04-090817			9/8/2017	µg/L	1 U	1 U	1 U	3 U	1 U	1 U	5 U	--
	MW-04-090817-DUP			9/8/2017	µg/L	1 U	1 U	1 U	3 U	1 U	1 U	5 U	--
	MW-04-120717	12/4/2017	10.07	12/7/2017	µg/L	1 U	1 U	1 U	3 U	1 U	1 U	5 U	--
MW-05	MW-05-072815			7/28/2015	µg/L	5 U ^b	5 U	5 U	10 U	5 U ^b	5 U	5 U	0.019 U
	MW-05-012516			1/25/2016	µg/L	1 U	1 U	1 U	2 U	1 U	1 U	1 U	0.02 U
	--			11/28/2016	--	NS-IW	NS-IW	NS-IW	NS-IW	NS-IW	NS-IW	NS-IW	NS-IW
	MW-05-050317			5/3/2017	µg/L	1 U	1 U	1 U	3 U	1 U	1 U	5 U	--
	MW-05-062917			6/29/2017	µg/L	1 U	1 U	1 U	3 U	1 U	1 U	5 U	--
	MW-05-071717			7/17/2017	µg/L	1 U	1 U	1 U	3 U	1 U	1 U	5 U	--
	MW-05-080117			8/1/2017	µg/L	1 U	1 U	1 U	3 U	1 U	1 U	5 U	--
	MW-05-090817			9/8/2017	µg/L	1 U	1 U	1 U	3 U	1 U	1 U	5 U	--
	MW-05-100417	10/3/2017	17.03	10/4/2017	µg/L	1 U	1 U	1 U	3 U	1 U	1 U	5 U	--
	MW-05-110817	11/7/2017	17.18	11/8/2017	µg/L	1 U	1 U	1 U	3 U	1 U	1 U	5 U	--
	MW-05-120717	12/4/2017	16.55	12/7/2017	µg/L	1 U	1 U	1 U	3 U	1 U	1 U	5 U	--
	MW-05-010918	1/8/2018	16.57	1/9/2018	µg/L	1 U	1 U	1 U	3 U	1 U	1 U	5 U	--
	MW-05-020618	2/5/2018	15.87	2/6/2018	µg/L	1 U	1 U	1 U	3 U	1 U	1 U	5 U	--
MW-06	MW-06-072815			7/28/2015	µg/L	5 U ^b	5 U	5 U	10 U	5 U ^b	5 U	5 U	0.02 U

Table 7. Analytical Results for Groundwater

Plantation Pipe Line Company

Lewis Drive Remediation Site, Belton, South Carolina

Site ID #18693 "Kinder Morgan Belton Pipeline Release"

Location	Sample ID	Gauging Date	Depth to Water	Sample Date	Analyte: Units	Benzene	Ethylbenzene	Toluene	Total Xylenes	1,2-DCA	MTBE	Naphthalene	EDB
RBSL ³ :					µg/L	5.0	700	1,000	10,000	5.0	40	25	0.05
MW-06	MW-06-012116			1/21/2016	µg/L	1 U	1 U	1 U	2 U	1 U	1 U	1 U	0.02 U
	MW-06-120216			12/2/2016	µg/L	1 U	1 U	1 U	1 U	1 U	1 U	1 U	--
	MW-06-062917			6/29/2017	µg/L	1 U	1 U	1 U	3 U	1 U	1 U	5 U	--
	MW-06-090817			9/8/2017	µg/L	1 U	1 U	1 U	3 U	1 U	1 U	5 U	--
	MW-06-120717	12/4/2017	15.45	12/7/2017	µg/L	1 U	1 U	1 U	3 U	1 U	1 U	5 U	--
MW-06B	MW-06B-120717	12/4/2017	16.14	12/7/2017	µg/L	1 U	1 U	1 U	3 U	1 U	1 U	5 U	--
	MW-06B-D-120717	12/4/2017	16.14	12/7/2017	µg/L	1 U	1 U	1.82	3 U	1 U	1 U	5 U	--
MW-07	--			7/27/2015	--	NS-IW	NS-IW	NS-IW	NS-IW	NS-IW	NS-IW	NS-IW	NS-IW
	MW-07-012116			1/21/2016	µg/L	1,060	389	5,210	2,620	40 U ^b	40 U ^b	40 U ^b	0.02 U
	--			11/28/2016	--	NS-IW	NS-IW	NS-IW	NS-IW	NS-IW	NS-IW	NS-IW	NS-IW
	MW-07-062917			6/29/2017	µg/L	4,290	629	17,700	4,990	250 U ^b	250 U ^b	1,250 U ^b	--
	--			9/5/2017	--	NS-IW	NS-IW	NS-IW	NS-IW	NS-IW	NS-IW	NS-IW	NS-IW
	--	10/3/2017	13.20	10/3/2017	--	NS-IW	NS-IW	NS-IW	NS-IW	NS-IW	NS-IW	NS-IW	NS-IW
	--	11/7/2017	13.20	11/7/2017	--	NS-IW	NS-IW	NS-IW	NS-IW	NS-IW	NS-IW	NS-IW	NS-IW
	--	12/4/2017	13.21	12/4/2017	--	NS-IW	NS-IW	NS-IW	NS-IW	NS-IW	NS-IW	NS-IW	NS-IW
	--	1/8/2018	13.21	1/8/2018	--	NS-IW	NS-IW	NS-IW	NS-IW	NS-IW	NS-IW	NS-IW	NS-IW
	--	2/5/2018	13.19	2/6/2018	--	NS-IW	NS-IW	NS-IW	NS-IW	NS-IW	NS-IW	NS-IW	NS-IW
MW-08	MW-08-072815			7/28/2015	µg/L	5 U ^b	5 U	5 U	10 U	5 U ^b	5 U	5 U	0.02 U
	MW-08-012616			1/26/2016	µg/L	1 U	1 U	1 U	2 U	1 U	1 U	1 U	0.02 U
	MW-08-120616			12/6/2016	µg/L	1 U	1 U	14.4	7.1	1 U	1 U	1 U	--
	MW-08-062917			6/29/2017	µg/L	1 U	1 U	1 U	3 U	1 U	1 U	5 U	--
	MW-08-090817			9/8/2017	µg/L	1 U	1 U	1 U	3 U	1 U	1 U	5 U	--
	MW-08-120717	12/4/2017	10.47	12/7/2017	µg/L	1 U	1 U	1 U	3 U	1 U	1 U	5 U	--
MW-09	--			7/27/2015	--	NS-FP	NS-FP	NS-FP	NS-FP	NS-FP	NS-FP	NS-FP	NS-FP
	--			1/19/2016	--	NS-FP	NS-FP	NS-FP	NS-FP	NS-FP	NS-FP	NS-FP	NS-FP
	--			11/28/2016	--	NS-FP	NS-FP	NS-FP	NS-FP	NS-FP	NS-FP	NS-FP	NS-FP
	MW-09-062917			6/29/2017	µg/L	3,860	517	13,000	8,680	200 U ^b	200 U ^b	1,000 U ^b	--
	--			9/5/2017	--	NS-FP	NS-FP	NS-FP	NS-FP	NS-FP	NS-FP	NS-FP	NS-FP
	MW-09-120717	12/4/2017	3.05	12/7/2017	µg/L	54.3	3.44	19.6	64.8	1 U	27.5	5 U	--
MW-09B	MW-09B-120717	12/4/2017	9.15	12/7/2017	µg/L	21.8	24.7	82.1	179	1 U	4.72	11.9	--
MW-10	MW-10-072815			7/28/2015	µg/L	5 U ^b	5 U	5 U	10 U	5 U ^b	5 U	5 U	0.019 U
	MW-10-012616			1/26/2016	µg/L	1 U	1 U	1 U	2 U	1 U	1 U	1 U	0.019 U

Table 7. Analytical Results for Groundwater

Plantation Pipe Line Company

Lewis Drive Remediation Site, Belton, South Carolina

Site ID #18693 "Kinder Morgan Belton Pipeline Release"

Location	Sample ID	Gauging Date	Depth to Water	Sample Date	Analyte: Units	Benzene	Ethylbenzene	Toluene	Total Xylenes	1,2-DCA	MTBE	Naphthalene	EDB
RBSL ³ :					µg/L	5.0	700	1,000	10,000	5.0	40	25	0.05
MW-10	MW-10-120616			12/6/2016	µg/L	1 U	1 U	1 U	1 U	1 U	1 U	1 U	--
	MW-10-050317			5/3/2017	µg/L	1 U	1 U	1 U	3 U	1 U	1 U	5 U	--
	MW-10-050317-FD			5/3/2017	µg/L	1 U	1 U	1 U	3 U	1 U	1 U	5 U	--
	MW-10-062917			6/29/2017	µg/L	1 U	1 U	1 U	3 U	1 U	1 U	5 U	--
	MW-10-071717			7/17/2017	µg/L	1 U	1 U	1 U	3 U	1 U	1 U	5 U	--
	MW-10-080117			8/1/2017	µg/L	1 U	1 U	1 U	3 U	1 U	1 U	5 U	--
	MW-10-090817			9/8/2017	µg/L	1 U	1 U	1 U	3 U	1 U	1 U	5 U	--
	MW-10-100417	10/3/2017	17.33	10/4/2017	µg/L	1 U	1 U	1 U	3 U	1 U	1 U	5 U	--
	MW-10-110817	11/7/2017	12.64	11/8/2017	µg/L	1 U	1 U	1 U	3 U	1 U	1 U	5 U	--
	MW-10-120717	12/4/2017	10.85	12/7/2017	µg/L	1 U	1 U	1 U	3 U	1 U	1 U	5 U	--
	MW-10-010918	1/8/2018	15.08	1/9/2018	µg/L	1 U	1 U	1 U	3 U	1 U	1 U	5 U	--
	MW-10-020618	2/5/2018	6.81	2/6/2018	µg/L	1 U	1 U	1 U	3 U	1 U	1 U	5 U	--
	MW-10-D-020618	2/5/2018	6.81	2/6/2018	µg/L	1 U	1 U	1 U	3 U	1 U	1 U	5 U	--
MW-11	--			7/27/2015	--	NS-FP	NS-FP	NS-FP	NS-FP	NS-FP	NS-FP	NS-FP	NS-FP
	MW-11-012616			1/26/2016	µg/L	10,600	948	24,400	4,700	10 U ^b	432	123	0.019 U
	--			11/28/2016	--	NS-IW	NS-IW	NS-IW	NS-IW	NS-IW	NS-IW	NS-IW	NS-IW
	MW-11-062817			6/28/2017	µg/L	10,900	2,140	29,600	11,700	100 U ^b	147	500 U ^b	--
	--			9/5/2017	--	NS-FP	NS-FP	NS-FP	NS-FP	NS-FP	NS-FP	NS-FP	NS-FP
	--	12/4/2017	29.86	12/4/2017	--	NS-FP	NS-FP	NS-FP	NS-FP	NS-FP	NS-FP	NS-FP	NS-FP
MW-12	MW-12-072815			7/28/2015	µg/L	51.3	5 U	22.9	39.2	5 U ^b	5 U	5 U	0.02 U
	--			1/19/2016	--	NS-FP	NS-FP	NS-FP	NS-FP	NS-FP	NS-FP	NS-FP	NS-FP
	--			11/28/2016	--	NS-FP	NS-FP	NS-FP	NS-FP	NS-FP	NS-FP	NS-FP	NS-FP
	--			3/13/2017	--	NS-FP	NS-FP	NS-FP	NS-FP	NS-FP	NS-FP	NS-FP	NS-FP
	--			3/20/2017	--	NS-FP	NS-FP	NS-FP	NS-FP	NS-FP	NS-FP	NS-FP	NS-FP
	--			3/31/2017	--	NS-FP	NS-FP	NS-FP	NS-FP	NS-FP	NS-FP	NS-FP	NS-FP
	--			4/6/2017	--	NS-FP	NS-FP	NS-FP	NS-FP	NS-FP	NS-FP	NS-FP	NS-FP
	MW-12-062817			6/28/2017	µg/L	1,190	467	7,910	5,100	50 U ^b	50 U ^b	250 U ^b	--
	MW-12-090817			9/8/2017	µg/L	648	436	3,470	4,440	100 U ^b	100 U ^b	500 U ^b	--
	MW-12-120617	12/4/2017	15.55	12/6/2017	µg/L	367	137	1,540	4,660	10 U ^b	10 U	54.4	--
MW-12B	MW-12B-012616			1/26/2016	µg/L	228	31.4	193	532	1 U	5.4	14.6	0.019 U
	MW-12B-113016			11/30/2016	µg/L	1 U	1 U	1 U	1 U	1 U	1 U	1 U	--
	MW-12B-031417			3/14/2017	µg/L	1 U	1 U	1 U	3 U	1 U	1 U	5 U	--

Table 7. Analytical Results for Groundwater

Plantation Pipe Line Company

Lewis Drive Remediation Site, Belton, South Carolina

Site ID #18693 "Kinder Morgan Belton Pipeline Release"

Location	Sample ID	Gauging Date	Depth to Water	Sample Date	Analyte: Units	Benzene	Ethylbenzene	Toluene	Total Xylenes	1,2-DCA	MTBE	Naphthalene	EDB
RBSL ³ :					µg/L	5.0	700	1,000	10,000	5.0	40	25	0.05
MW-12B	MW-12B-031417-FD			3/14/2017	µg/L	1 U	1 U	1 U	3 U	1 U	1 U	5 U	--
	MW-12B-032017			3/20/2017	µg/L	1 U	1 U	1 U	3 U	1 U	1 U	5 U	--
	MW-12B-033117			3/31/2017	µg/L	1 U	1 U	1 U	3 U	1 U	1 U	5 U	--
	MW-12B-040617			4/6/2017	µg/L	1 U	1 U	1 U	3 U	1 U	1 U	5 U	--
	MW-12B-062817			6/28/2017	µg/L	30.1	1 U	7.28	14.3	1 U	11.8	5 U	--
	MW-12B-090817			9/8/2017	µg/L	126	3.81	16.8	256	1 U	1 U	12	--
	MW-12B-120617	12/4/2017	16.12	12/6/2017	µg/L	1.01	1 U	1 U	3 U	1 U	1 U	5 U	--
MW-13	--			7/27/2015	--	NS-IW	NS-IW	NS-IW	NS-IW	NS-IW	NS-IW	NS-IW	NS-IW
	MW-13-012816			1/28/2016	µg/L	2	1 U	12.5	6.9	1 U	1 U	1 U	0.02 U
	--			11/28/2016	--	NS-IW	NS-IW	NS-IW	NS-IW	NS-IW	NS-IW	NS-IW	NS-IW
	MW-13-062917			6/29/2017	µg/L	1.18	1 U	3.39	3 U	1 U	1 U	5 U	--
	--			9/5/2017	--	NS-IW	NS-IW	NS-IW	NS-IW	NS-IW	NS-IW	NS-IW	NS-IW
	--	12/4/2017	21.87	12/4/2017	--	NS-IW	NS-IW	NS-IW	NS-IW	NS-IW	NS-IW	NS-IW	NS-IW
MW-13B	MW-13B-012816			1/28/2016	µg/L	367	1 U	5.6	59.5	1 U	119	1 U	0.02 U
	MW-13B-D-012816			1/28/2016	µg/L	405	1 U	6.1	59.1	1 U	108	1 U	0.02 U
	MW-13B-113016			11/30/2016	µg/L	550	5.1	21.2	140	5 U ^b	158	7.9	--
	MW-13B-062817			6/28/2017	µg/L	308	3.09	10.3	103	1 U	121	5.13	--
	MW-13B-090817			9/8/2017	--	NS-SL	NS-SL	NS-SL	NS-SL	NS-SL	NS-SL	NS-SL	NS-SL
	MW-13B-110817	11/7/2017	23.08	11/8/2017	µg/L	325	3.42	19	91.6	1 U	173	5.55	--
	MW-13B-D-110817	11/7/2017	23.08	11/8/2017	µg/L	356	3.85	20.8	100	1 U	168	6.61	--
	MW-13B-120617	12/4/2017	22.66	12/6/2017	µg/L	269	3.97	24.4	100	1 U	140	8.83	--
MW-14	MW-14-072815			7/28/2015	µg/L	5 U ^b	5 U	5 U	10 U	5 U ^b	5 U	5 U	0.02 U
	MW-14-012816			1/28/2016	µg/L	1 U	1 U	1 U	2 U	1 U	1 U	1 U	0.019 U
	MW-14-113016			11/30/2016	µg/L	1 U	1 U	1 U	1 U	1 U	1 U	1 U	--
	MW-14-062817			6/28/2017	µg/L	1 U	1 U	1 U	3 U	1 U	1 U	5 U	--
	MW-14-090817			9/8/2017	µg/L	1 U	1 U	1 U	3 U	1 U	1 U	5 U	--
	MW-14-120617	12/4/2017	17.62	12/6/2017	µg/L	1 U	1 U	1 U	3 U	1 U	1 U	5 U	--
MW-14B	MW-14B-052516			5/25/2016	µg/L	5	1 U	1 U	4.4	1 U	17.2	1 U	0.02 U
	MW-14B-052516-FD			5/25/2016	µg/L	4.6	1 U	1 U	4.1	1 U	23.6	1 U	0.02 U
	MW-14B-113016			11/30/2016	µg/L	10.5	1 U	1.1	5.5	1 U	19.7	1 U	--
	MW-14B-062817			6/28/2017	µg/L	38.1	1.34	2.56	19.1	1 U	36.2	5 U	--
	MW-14B-090817			9/8/2017	µg/L	6.81	1 U	1 U	6.67	1 U	18.7	5 U	--
	MW-14B-120617	12/4/2017	19.22	12/6/2017	µg/L	8.82	1 U	1 U	6.91	1 U	24.4	5 U	--

Table 7. Analytical Results for Groundwater

Plantation Pipe Line Company

Lewis Drive Remediation Site, Belton, South Carolina

Site ID #18693 "Kinder Morgan Belton Pipeline Release"

Location	Sample ID	Gauging Date	Depth to Water	Sample Date	Analyte: Units	Benzene	Ethylbenzene	Toluene	Total Xylenes	1,2-DCA	MTBE	Naphthalene	EDB
RBSL ³ :					µg/L	5.0	700	1,000	10,000	5.0	40	25	0.05
MW-15	MW-15-080415			8/4/2015	µg/L	5 U ^b	5 U	5 U	10 U	5 U ^b	5 U	5 U	0.019 U
	MW-15-012816			1/28/2016	µg/L	1 U	1 U	1 U	2 U	1 U	1 U	1 U	0.02 U
	MW-15-120716			12/7/2016	µg/L	3,680	139	422	2,280	25 U ^b	188	43.8	--
	MW-15-031417			3/14/2017	µg/L	1,960	72	324	1,320	25 U ^b	161	125 U ^b	--
	MW-15-031417-FD			3/14/2017	µg/L	1,820	61	286	1,120	25 U ^b	153	125 U ^b	--
	MW-15-032017			3/20/2017	µg/L	3,390	103	505	2,460	50 U ^b	194	250 U ^b	--
	MW-15-033117			3/31/2017	µg/L	2,850	65.4	444	1,860	20 U ^b	221	100 U ^b	--
	MW-15-040617			4/6/2017	µg/L	1,790	60.6	465	886	25 U ^b	181	125 U ^b	--
	MW-15-062817			6/28/2017	µg/L	73	25 U	29	110	25 U ^b	91.8	125 U ^b	--
	MW-15-090817			9/8/2017	µg/L	454	24	567	338	5 U ^b	193	25 U ^b	--
	MW-15-120617	12/4/2017	13.66	12/6/2017	µg/L	1 U	1 U	2	5	1 U	140	5 U	--
MW-15B	MW-15B-080415			8/4/2015	µg/L	5 U ^b	5 U	5 U	10 U	5 U ^b	5 U	5 U	0.019 U
	MW-15B-012816			1/28/2016	µg/L	4.8	1 U	2	3.9	1 U	1 U	1 U	0.02 U
	MW-15B-113016			11/30/2016	µg/L	337	34	565	194	5 U ^b	26.7	5	--
	MW-15B-031417			3/14/2017	µg/L	2,160	248	4,580	1,500	100 U ^b	118	500 U ^b	--
	MW-15B-032017			3/20/2017	µg/L	615	88.6	1,270	555	25 U ^b	67.5	125 U ^b	--
	MW-15B-033117			3/31/2017	µg/L	1,630	205	3,240	1,180	50 U ^b	115	250 U ^b	--
	MW-15B-040617			4/6/2017	µg/L	1,020	132	2,020	789	25 U ^b	84.7	125 U ^b	--
	MW-15B-040617-FD			4/6/2017	µg/L	973	124	1,910	742	25 U ^b	82.9	125 U ^b	--
	MW-15B-062817			6/28/2017	µg/L	1,510	145	3,520	1,280	100 U ^b	100 U ^b	500 U ^b	--
	MW-15B-090817			9/8/2017	µg/L	1,820	164	3,560	1,210	50 U ^b	133	250 U ^b	--
	MW-15B-120617	12/4/2017	16.25	12/6/2017	µg/L	1,760	239	3,630	1,380	1 U	135	37.6	--
	MW-15B-D-120617	12/4/2017	16.25	12/6/2017	µg/L	491	56	1,050	408	1 U	117	35.4	--
MW-16	--			7/27/2015	--	NS-FP	NS-FP	NS-FP	NS-FP	NS-FP	NS-FP	NS-FP	NS-FP
	--			1/19/2016	--	NS-FP	NS-FP	NS-FP	NS-FP	NS-FP	NS-FP	NS-FP	NS-FP
	--			11/28/2016	--	NS-FP	NS-FP	NS-FP	NS-FP	NS-FP	NS-FP	NS-FP	NS-FP
	MW-16-062917			6/29/2017	µg/L	12,900	1,770	36,400	12,500	500 U ^b	1,740	2,500 U ^b	--
	--			9/5/2017	--	NS-FP	NS-FP	NS-FP	NS-FP	NS-FP	NS-FP	NS-FP	NS-FP
	--	12/4/2017	7.00	12/7/2017	--	NS-FP	NS-FP	NS-FP	NS-FP	NS-FP	NS-FP	NS-FP	NS-FP
MW-17	--			7/27/2015	--	NS-IW	NS-IW	NS-IW	NS-IW	NS-IW	NS-IW	NS-IW	NS-IW
	--			1/19/2016	--	NS-FP	NS-FP	NS-FP	NS-FP	NS-FP	NS-FP	NS-FP	NS-FP
	--			11/28/2016	--	NS-IW	NS-IW	NS-IW	NS-IW	NS-IW	NS-IW	NS-IW	NS-IW
	--			3/13/2017	--	NS-IW	NS-IW	NS-IW	NS-IW	NS-IW	NS-IW	NS-IW	NS-IW

Table 7. Analytical Results for Groundwater

Plantation Pipe Line Company

Lewis Drive Remediation Site, Belton, South Carolina

Site ID #18693 "Kinder Morgan Belton Pipeline Release"

Location	Sample ID	Gauging Date	Depth to Water	Sample Date	Analyte: Units	Benzene	Ethylbenzene	Toluene	Total Xylenes	1,2-DCA	MTBE	Naphthalene	EDB
RBSL ³ :					µg/L	5.0	700	1,000	10,000	5.0	40	25	0.05
MW-17	--			3/20/2017	--	NS-IW	NS-IW	NS-IW	NS-IW	NS-IW	NS-IW	NS-IW	NS-IW
	--			3/31/2017	--	NS-IW	NS-IW	NS-IW	NS-IW	NS-IW	NS-IW	NS-IW	NS-IW
	--			4/6/2017	--	NS-IW	NS-IW	NS-IW	NS-IW	NS-IW	NS-IW	NS-IW	NS-IW
	--			6/26/2017	--	NS-IW	NS-IW	NS-IW	NS-IW	NS-IW	NS-IW	NS-IW	NS-IW
	--			9/5/2017	--	NS-IW	NS-IW	NS-IW	NS-IW	NS-IW	NS-IW	NS-IW	NS-IW
	--	12/4/2017	10.85	12/4/2017	--	NS-IW	NS-IW	NS-IW	NS-IW	NS-IW	NS-IW	NS-IW	NS-IW
MW-17B	MW-17B-030116			3/1/2016	µg/L	6,480	488	11,900	2,870	5	742	104	0.019 U
	MW-17B-120116			12/1/2016	µg/L	9,370	761	16,900	4,500	100 U ^b	954	112	--
	MW-17B-031317			3/13/2017	µg/L	7,350	770	14,100	4,510	200 U ^b	944	1,000 U ^b	--
	MW-17B-032017			3/20/2017	µg/L	10,700	1,360	21,400	7,910	323	1,210	1,000 U ^b	--
	MW-17B-033117			3/31/2017	µg/L	9,190	900	17,500	5,910	100 U ^b	1,200	500 U ^b	--
	MW-17B-033117FD			3/31/2017	µg/L	9,190	956	18,200	6,330	100 U ^b	1,210	500 U ^b	--
	MW-17B-040617			4/6/2017	µg/L	7,780	833	14,900	5,330	200 U ^b	991	1,000 U ^b	--
	MW-17B-062817			6/28/2017	µg/L	11,200	704	21,600	5,650	200 U ^b	1,150	1,000 U ^b	--
	MW-17-090817			9/8/2017	µg/L	11,400	1,240	23,900	8,460	20 U ^b	1,330	201	--
	MW-17B-120717	12/4/2017	17.05	12/7/2017	µg/L	10,600	1,060	14,900	9,210	10 U ^b	1,140	178	--
MW-18	--			7/27/2015	--	NS-FP	NS-FP	NS-FP	NS-FP	NS-FP	NS-FP	NS-FP	NS-FP
	--			1/19/2016	--	NS-FP	NS-FP	NS-FP	NS-FP	NS-FP	NS-FP	NS-FP	NS-FP
	--			11/28/2016	--	NS-FP	NS-FP	NS-FP	NS-FP	NS-FP	NS-FP	NS-FP	NS-FP
	--			6/26/2017	--	NS-FP	NS-FP	NS-FP	NS-FP	NS-FP	NS-FP	NS-FP	NS-FP
	--			9/5/2017	--	NS-FP	NS-FP	NS-FP	NS-FP	NS-FP	NS-FP	NS-FP	NS-FP
	--	12/4/2017	11.64	12/4/2017	--	NS-FP	NS-FP	NS-FP	NS-FP	NS-FP	NS-FP	NS-FP	NS-FP
MW-19	--			7/27/2015	--	NS-FP	NS-FP	NS-FP	NS-FP	NS-FP	NS-FP	NS-FP	NS-FP
	MW-19-012116			1/21/2016	µg/L	22.8	18.5	256	437	1 U	1 U	10.7	0.02 U
	--			11/28/2016	--	NS-IW	NS-IW	NS-IW	NS-IW	NS-IW	NS-IW	NS-IW	NS-IW
	--			3/13/2017	--	NS-IW	NS-IW	NS-IW	NS-IW	NS-IW	NS-IW	NS-IW	NS-IW
	--			3/20/2017	--	NS-IW	NS-IW	NS-IW	NS-IW	NS-IW	NS-IW	NS-IW	NS-IW
	--			3/31/2017	--	NS-IW	NS-IW	NS-IW	NS-IW	NS-IW	NS-IW	NS-IW	NS-IW
	MW-19-040617			4/6/2017	µg/L	9,810	1,030	25,000	10,300	250 U ^b	250 U ^b	1,250 U ^b	--
	MW-19-062917			6/29/2017	µg/L	9,410	683	27,200	9,580	200 U ^b	320	1,000 U ^b	--
	--			9/5/2017	--	NS-IW	NS-IW	NS-IW	NS-IW	NS-IW	NS-IW	NS-IW	NS-IW
	--	12/4/2017	11.77	12/4/2017	--	NS-IW	NS-IW	NS-IW	NS-IW	NS-IW	NS-IW	NS-IW	NS-IW
MW-20	--			7/27/2015	--	NS-FP	NS-FP	NS-FP	NS-FP	NS-FP	NS-FP	NS-FP	NS-FP

Table 7. Analytical Results for Groundwater

Plantation Pipe Line Company

Lewis Drive Remediation Site, Belton, South Carolina

Site ID #18693 "Kinder Morgan Belton Pipeline Release"

Location	Sample ID	Gauging Date	Depth to Water	Sample Date	Analyte: Units	Benzene	Ethylbenzene	Toluene	Total Xylenes	1,2-DCA	MTBE	Naphthalene	EDB
RBSL ³ :					µg/L	5.0	700	1,000	10,000	5.0	40	25	0.05
MW-20	--			1/19/2016	--	NS-FP	NS-FP	NS-FP	NS-FP	NS-FP	NS-FP	NS-FP	NS-FP
	--			11/28/2016	--	NS-FP	NS-FP	NS-FP	NS-FP	NS-FP	NS-FP	NS-FP	NS-FP
	--			3/13/2017	--	NS-FP	NS-FP	NS-FP	NS-FP	NS-FP	NS-FP	NS-FP	NS-FP
	--			3/20/2017	--	NS-FP	NS-FP	NS-FP	NS-FP	NS-FP	NS-FP	NS-FP	NS-FP
	--			3/31/2017	--	NS-FP	NS-FP	NS-FP	NS-FP	NS-FP	NS-FP	NS-FP	NS-FP
	--			4/6/2017	--	NS-FP	NS-FP	NS-FP	NS-FP	NS-FP	NS-FP	NS-FP	NS-FP
	--			5/4/2017	--	NS-FP	NS-FP	NS-FP	NS-FP	NS-FP	NS-FP	NS-FP	NS-FP
	--			6/26/2017	--	NS-FP	NS-FP	NS-FP	NS-FP	NS-FP	NS-FP	NS-FP	NS-FP
	--			7/17/2017	--	NS-FP	NS-FP	NS-FP	NS-FP	NS-FP	NS-FP	NS-FP	NS-FP
	--			8/1/2017	--	NS-FP	NS-FP	NS-FP	NS-FP	NS-FP	NS-FP	NS-FP	NS-FP
	--			9/5/2017	--	NS-FP	NS-FP	NS-FP	NS-FP	NS-FP	NS-FP	NS-FP	NS-FP
	--	10/3/2017	13.79	10/4/2017	--	NS-FP	NS-FP	NS-FP	NS-FP	NS-FP	NS-FP	NS-FP	NS-FP
	--	11/7/2017	13.61	11/8/2017	--	NS-FP	NS-FP	NS-FP	NS-FP	NS-FP	NS-FP	NS-FP	NS-FP
	--	12/4/2017	14.64	12/4/2017	--	NS-FP	NS-FP	NS-FP	NS-FP	NS-FP	NS-FP	NS-FP	NS-FP
	--	1/8/2018	14.04	1/8/2018	--	NS-FP	NS-FP	NS-FP	NS-FP	NS-FP	NS-FP	NS-FP	NS-FP
	--	2/5/2018	12.57	2/6/2018	--	NS-OL	NS-OL	NS-OL	NS-OL	NS-OL	NS-OL	NS-OL	NS-OL
MW-21	MW-21-072715			7/27/2015	µg/L	5 U ^b	5 U	5 U	10 U	5 U ^b	5 U	5 U	0.02 U
	MW-21-012116			1/21/2016	µg/L	1 U	1 U	1 U	2 U	1 U	1 U	1 U	0.02 U
	MW-21-D-012116			1/21/2016	µg/L	1 U	1 U	1 U	2 U	1 U	1 U	1 U	0.019 U
	MW-21-112916			11/29/2016	µg/L	1 U	1 U	1 U	1 U	1 U	1 U	1 U	--
	MW-21-031417			3/14/2017	µg/L	1 U	1 U	1 U	3 U	1 U	1 U	5 U	--
	MW-21-032117			3/21/2017	µg/L	1 U	1 U	1 U	3 U	1 U	1 U	5 U	--
	MW-21-033117			3/31/2017	µg/L	1 U	1 U	1 U	3 U	1 U	1 U	5 U	--
	MW-21-040617			4/6/2017	µg/L	1 U	1 U	1 U	3 U	1 U	1 U	5 U	--
	MW-21-062817			6/28/2017	µg/L	1 U	1 U	1 U	3 U	1 U	1 U	5 U	--
	MW-21-062817-FD			6/28/2017	µg/L	1 U	1 U	1 U	3 U	1 U	1 U	5 U	--
	MW-21-090817			9/8/2017	µg/L	1 U	1 U	1 U	3 U	1 U	1 U	5 U	--
	MW-21-120717	12/4/2017	17.42	12/7/2017	µg/L	1 U	1 U	1 U	3 U	1 U	1 U	5 U	--
MW-22	--			7/27/2015	--	NS-IW	NS-IW	NS-IW	NS-IW	NS-IW	NS-IW	NS-IW	NS-IW
	MW-22-012116			1/21/2016	µg/L	19.8	3.4	47.2	37.4	1 U	1 U	1 U	0.02 U
	--			11/28/2016	--	NS-IW	NS-IW	NS-IW	NS-IW	NS-IW	NS-IW	NS-IW	NS-IW
	--			5/3/2017	--	NS-IW	NS-IW	NS-IW	NS-IW	NS-IW	NS-IW	NS-IW	NS-IW

Table 7. Analytical Results for Groundwater

Plantation Pipe Line Company

Lewis Drive Remediation Site, Belton, South Carolina

Site ID #18693 "Kinder Morgan Belton Pipeline Release"

Location	Sample ID	Gauging Date	Depth to Water	Sample Date	Analyte: Units	Benzene	Ethylbenzene	Toluene	Total Xylenes	1,2-DCA	MTBE	Naphthalene	EDB
RBSL ³ :					µg/L	5.0	700	1,000	10,000	5.0	40	25	0.05
MW-22	MW-22-062917			6/29/2017	µg/L	234	10 U	125	30 U	10 U ^b	10 U	50 U ^b	--
	--			7/17/2017	--	NS-IW	NS-IW	NS-IW	NS-IW	NS-IW	NS-IW	NS-IW	NS-IW
	--			8/1/2017	--	NS-IW	NS-IW	NS-IW	NS-IW	NS-IW	NS-IW	NS-IW	NS-IW
	--			9/5/2017	--	NS-IW	NS-IW	NS-IW	NS-IW	NS-IW	NS-IW	NS-IW	NS-IW
	--	10/3/2017	9.94	10/4/2017	--	NS-IW	NS-IW	NS-IW	NS-IW	NS-IW	NS-IW	NS-IW	NS-IW
	--	11/7/2017	9.96	11/8/2017	--	NS-IW	NS-IW	NS-IW	NS-IW	NS-IW	NS-IW	NS-IW	NS-IW
	--	12/4/2017	9.99	12/4/2017	--	NS-IW	NS-IW	NS-IW	NS-IW	NS-IW	NS-IW	NS-IW	NS-IW
	--	1/8/2018	10.01	1/8/2018	--	NS-IW	NS-IW	NS-IW	NS-IW	NS-IW	NS-IW	NS-IW	NS-IW
	--	2/5/2018	9.81	2/6/2018	--	NS-IW	NS-IW	NS-IW	NS-IW	NS-IW	NS-IW	NS-IW	NS-IW
MW-23	MW-23-072715			7/27/2015	µg/L	5 U ^b	5 U	7.5	10 U	5 U ^b	5 U	5 U	0.02 U
	MW-23D-072715			7/27/2015	µg/L	5 U ^b	5 U	5 U	10 U	5 U ^b	5 U	5 U	0.02 U
	MW-23-012016			1/20/2016	µg/L	1 U	1 U	1 U	2 U	1 U	1 U	1 U	0.019 U
	MW-23-120216			12/2/2016	µg/L	450	5 U	14.6	336	5 U ^b	46.4	5.9	--
	MW-23-031317			3/13/2017	µg/L	709	5 U	23.1	548	5 U ^b	127	25 U ^b	--
	MW-23-032017			3/20/2017	µg/L	642	10 U	12.7	579	10 U ^b	108	50 U ^b	--
	MW-23-032017-FD			3/20/2017	µg/L	620	10 U	12.0	548	10 U ^b	110	50 U ^b	--
	MW-23-033117			3/31/2017	µg/L	685	10 U	16.5	624	10 U ^b	130	50 U ^b	--
	MW-23-040617			4/6/2017	µg/L	432	1 U	6.6	254	1 U	76.5	5 U	--
	MW-23-062817			6/28/2017	µg/L	131	10 U	10 U	117	10 U ^b	19.1	5 U	--
	MW-23-071717			7/17/2017	µg/L	1.2	1 U	1 U	3 U	1 U	1 U	5 U	--
	MW-23-080117			8/1/2017	µg/L	132	1 U	6.2	252	1 U	48.1	5 U	--
	MW-23-090717			9/7/2017	µg/L	1,110	9.25	43.1	999	5 U ^b	141	25 U ^b	--
	MW-23-100417	10/3/2017	11.52	10/4/2017	µg/L	703	10 U	17.5	515	10 U ^b	90.1	50 U ^b	--
	MW-23-100417-DUP	10/3/2017	11.52	10/4/2017	µg/L	543	2.65	11.5	424	1 U	69.2	5 U	--
	MW-23-110817	11/7/2017	11.10	11/8/2017	µg/L	788	10 U	21.5	580	10 U ^b	118	50 U ^b	--
	MW-23-120617	12/4/2017	11.13	12/6/2017	µg/L	693	10 U	17.0	408	10 U ^b	99.5	50 U ^b	--
	MW-23-010918	1/8/2018	11.02	1/9/2018	µg/L	127	10 U	10 U	137	10 U ^b	69.6	50 U ^b	--
	MW-23-020618	2/5/2018	9.76	2/6/2018	µg/L	1.1	1 U	1 U	3 U	1 U	33.8	5 U	--
MW-23B	MW-23B-080515			8/5/2015	µg/L	5 U ^b	5 U	7.0	10 U	5 U ^b	5 U	5 U	0.02 U
	MW-23B-012016			1/20/2016	µg/L	1 U	1 U	3.9	7.1	1 U	1 U	1 U	0.02 U
	MW-23B-120216			12/2/2016	µg/L	1 U	1.4	3.5	11.0	1 U	1 U	1.3	--
	MW-23B-031317			3/13/2017	µg/L	1 U	1.11	2.63	8.86	1 U	1 U	5 U	--

Table 7. Analytical Results for Groundwater

Plantation Pipe Line Company

Lewis Drive Remediation Site, Belton, South Carolina

Site ID #18693 "Kinder Morgan Belton Pipeline Release"

Location	Sample ID	Gauging Date	Depth to Water	Sample Date	Analyte: Units	Benzene	Ethylbenzene	Toluene	Total Xylenes	1,2-DCA	MTBE	Naphthalene	EDB
RBSL ³ :					µg/L	5.0	700	1,000	10,000	5.0	40	25	0.05
MW-23B	MW-23B-032017			3/20/2017	µg/L	1 U	1.55	2.98	11.7	1 U	1 U	5 U	--
	MW-23B-033117			3/31/2017	µg/L	1 U	1.24	2.41	8.86	1 U	1 U	5 U	--
	MW-23B-040617			4/6/2017	µg/L	1 U	1.21	2.41	9.23	1 U	1 U	5 U	--
	MW-23B-062817			6/28/2017	µg/L	1 U	1 U	1.73	6.20	1 U	1 U	5 U	--
	MW-23B-090717			9/7/2017	µg/L	1 U	1 U	1.65	5.40	1 U	1 U	5 U	--
	MW-23B-120617	12/4/2017	11.45	12/6/2017	µg/L	1 U	1.2	2.48	7.93	1 U	1 U	5 U	--
MW-24	MW-24-080515			8/5/2015	µg/L	5 U ^b	5 U	5 U	10 U	5 U ^b	5 U	5 U	0.02 U
	MW-24-012616			1/26/2016	µg/L	1 U	1 U	1 U	2 U	1 U	1 U	1 U	0.019 U
	MW-24-120716			12/7/2016	µg/L	1 U	1 U	1 U	1 U	1 U	1 U	1 U	--
	MW-24-062817			6/28/2017	µg/L	28.8	3.96	1.7	22.2	1 U	1 U	5 U	--
	MW-24-090817			9/8/2017	µg/L	1 U	1 U	1 U	3 U	1 U	1 U	5 U	--
	MW-24-120617	12/4/2017	4.51	12/6/2017	µg/L	1 U	1 U	1 U	3 U	1 U	1 U	5 U	--
MW-24B	MW-24B-080515			8/5/2015	µg/L	5 U ^b	5 U	5 U	10 U	5 U ^b	5 U	5 U	0.02 U
	MW-24B-012616			1/26/2016	µg/L	1 U	1 U	3.3	6.8	1 U	1 U	1 U	0.019 U
	MW-24B-120716			12/7/2016	µg/L	1 U	1 U	2.9	1.6	1 U	1 U	1 U	--
	MW-24B-062817			6/28/2017	µg/L	28.9	3.89	1.77	20.7	1 U	1 U	5 U	--
	MW-24B-090817			9/8/2017	µg/L	1 U	1 U	1 U	3 U	1 U	1 U	5 U	--
	MW-24B-120617	12/4/2017	5.69	12/6/2017	µg/L	1 U	1 U	1 U	3 U	1 U	1 U	5 U	--
MW-25	MW-25-012716			1/27/2016	µg/L	101	1 U	1 U	115	1 U	1 U	1.8	0.02 U
	MW-25-012716			12/1/2016	µg/L	675	30.2	15.3	619	5 U ^b	5.9	29.7	--
	MW-25-031417			3/14/2017	µg/L	627	28.6	10.1	668	10 U ^b	10 U	50 U ^b	--
	MW-25-032017			3/20/2017	µg/L	604	20.4	20 U	680	20 U ^b	20 U	100 U ^b	--
	MW-25-033117			3/31/2017	µg/L	673	30.1	12	736	10 U ^b	10 U	50 U ^b	--
	MW-25-033117FD			3/31/2017	µg/L	790	35.4	12.5	861	10 U ^b	10 U	50 U ^b	--
	MW-25-040617			4/6/2017	µg/L	558	24.3	10 U	682	10 U ^b	10 U	50 U ^b	--
	MW-25-050317			5/3/2017	µg/L	519	49.3	10.1	614	1 U	1 U	43.2	--
	MW-25-062817			6/28/2017	µg/L	431	34.8	10 U	520	10 U ^b	10 U	50 U ^b	--
	MW-25-071717			7/17/2017	µg/L	230	13.4	10 U	264	10 U ^b	10 U	50 U ^b	--
	MW-25-080117			8/1/2017	µg/L	234	14.4	10 U	277	10 U ^b	10 U	50 U ^b	--
	MW-25-090817			9/8/2017	µg/L	200	12.2	1.27	214	1 U	1 U	10.6	--
	MW-25-100417	10/3/2017	8.52	10/4/2017	µg/L	173	16.2	1.73	276	1 U	1.1	6.77	--
	MW-25-110817	11/7/2017	8.35	11/8/2017	µg/L	82.9	7.21	1 U	143	1 U	1 U	7.74	--
	MW-25-120617	12/4/2017	7.10	12/6/2017	µg/L	23.8	1.84	1 U	60.5	1 U	1 U	5 U	--

Table 7. Analytical Results for Groundwater

Plantation Pipe Line Company

Lewis Drive Remediation Site, Belton, South Carolina

Site ID #18693 "Kinder Morgan Belton Pipeline Release"

Location	Sample ID	Gauging Date	Depth to Water	Sample Date	Analyte: Units	Benzene	Ethylbenzene	Toluene	Total Xylenes	1,2-DCA	MTBE	Naphthalene	EDB
RBSL ³ :					µg/L	5.0	700	1,000	10,000	5.0	40	25	0.05
MW-25	MW-25-010918	1/8/2018	8.8	1/9/2018	µg/L	72	2.74	1 U	111	1 U	1 U	5 U	--
	MW-25-020618	2/5/2018	8.15	2/6/2018	µg/L	10.8	1 U	1 U	19.3	1 U	1 U	5 U	--
MW-25B	MW-25B-012716			1/27/2016	µg/L	1 U	1 U	1 U	2 U	1 U	1 U	1 U	0.02 U
	MW-25B-120116			12/1/2016	µg/L	1 U	1 U	1 U	1 U	1 U	1 U	1 U	--
	MW-25B-031417			3/14/2017	µg/L	1 U	1 U	1 U	3 U	1 U	1 U	5 U	--
	MW-25B-032017			3/20/2017	µg/L	1 U	1 U	1 U	3 U	1 U	1 U	5 U	--
	MW-25B-033117			3/31/2017	µg/L	1 U	1 U	1 U	3 U	1 U	1 U	5 U	--
	MW-25B-040617			4/6/2017	µg/L	1 U	1 U	1 U	3 U	1 U	1 U	5 U	--
	MW-25B-062817			6/28/2017	µg/L	1 U	1 U	1 U	3 U	1 U	1 U	5 U	--
	MW-25B-090817			9/8/2017	µg/L	1 U	1 U	1 U	3 U	1 U	1 U	5 U	--
	MW-25B-090817-DUP			9/8/2017	µg/L	1 U	1 U	1 U	3 U	1 U	1 U	5 U	--
	MW-25B-120617	12/4/2017	5.30	12/6/2017	µg/L	1 U	1 U	1 U	3 U	1 U	1 U	5 U	--
MW-26	MW-26-012016			1/20/2016	µg/L	1 U	1 U	1 U	2 U	1 U	1 U	1 U	0.019 U
	MW-26-120116			12/1/2016	µg/L	1 U	1 U	2.3	1 U	1 U	1 U	1 U	--
	MW-26-031417			3/14/2017	µg/L	1 U	1 U	1 U	3 U	1 U	1 U	5 U	--
	MW-26-032017			3/20/2017	µg/L	1 U	1 U	1 U	3 U	1 U	1 U	5 U	--
	MW-26-033117			3/31/2017	µg/L	1 U	1 U	1 U	3 U	1 U	1 U	5 U	--
	MW-26-040617			4/6/2017	µg/L	1 U	1 U	1 U	3 U	1 U	1 U	5 U	--
	MW-26-040617-FD			4/6/2017	µg/L	1 U	1 U	1 U	3 U	1 U	1 U	5 U	--
	MW-26-050317			5/3/2017	µg/L	1 U	1 U	1 U	3 U	1 U	1 U	5 U	--
	MW-26-062817			6/28/2017	µg/L	1 U	1 U	1 U	3 U	1 U	1 U	5 U	--
	MW-26-071717			7/17/2017	µg/L	1 U	1 U	1 U	3 U	1 U	1 U	5 U	--
	MW-26-080117			8/1/2017	µg/L	1 U	1 U	1 U	3 U	1 U	1 U	5 U	--
	MW-26-090717			9/7/2017	µg/L	1 U	1 U	1 U	3 U	1 U	1 U	5 U	--
	MW-26-100417	10/3/2017	7.71	10/4/2017	µg/L	1 U	1 U	1 U	3 U	1 U	1 U	5 U	--
	MW-26-110817	11/7/2017	6.56	11/8/2017	µg/L	1 U	1 U	1.17	3 U	1 U	1 U	5 U	--
	MW-26-120617	12/4/2017	6.83	12/6/2017	µg/L	1 U	1 U	1 U	3 U	1 U	1 U	5 U	--
	MW-26-010918	1/8/2018	6.68	1/9/2018	µg/L	1 U	1.79	6.2	13.8	1 U	1 U	5 U	--
	MW-26-020618	2/5/2018	4.37	2/6/2018	µg/L	1 U	1 U	1 U	3 U	1 U	1 U	5 U	--
MW-26B	MW-26B-012016			1/20/2016	µg/L	1 U	1 U	1 U	2 U	1 U	1 U	1 U	0.02 U
	MW-26B-120116			12/1/2016	µg/L	1 U	1 U	1 U	1.3	1 U	1 U	1 U	--
	MW-26B-031417			3/14/2017	µg/L	1 U	1 U	1 U	3 U	1 U	1 U	5 U	--

Table 7. Analytical Results for Groundwater

Plantation Pipe Line Company

Lewis Drive Remediation Site, Belton, South Carolina

Site ID #18693 "Kinder Morgan Belton Pipeline Release"

Location	Sample ID	Gauging Date	Depth to Water	Sample Date	Analyte: Units	Benzene	Ethylbenzene	Toluene	Total Xylenes	1,2-DCA	MTBE	Naphthalene	EDB
RBSL ^a :					µg/L	5.0	700	1,000	10,000	5.0	40	25	0.05
MW-26B	MW-26B-032017			3/20/2017	µg/L	1 U	1 U	1 U	3 U	1 U	1 U	5 U	--
	MW-26B-033117			3/31/2017	µg/L	1 U	1 U	1 U	3 U	1 U	1 U	5 U	--
	MW-26B-040617			4/6/2017	µg/L	1 U	1 U	1 U	3 U	1 U	1 U	5 U	--
	MW-26B-062817			6/28/2017	µg/L	1 U	1 U	1 U	3 U	1 U	1 U	5 U	--
	MW-26B-090717			9/7/2017	µg/L	1 U	1 U	1 U	3 U	1 U	1 U	5 U	--
	MW-26B-090717-DUP			9/7/2017	µg/L	1 U	1 U	1 U	3 U	1 U	1 U	5 U	--
	MW-26B-120617	12/4/2017	9.17	12/6/2017	µg/L	1 U	1 U	1 U	3 U	1 U	1 U	5 U	--
MW-27	MW-27-012716			1/27/2016	µg/L	1 U	1 U	1 U	2 U	1 U	1 U	1 U	0.019 U
	--			11/28/2016	--	NS-IW	NS-IW	NS-IW	NS-IW	NS-IW	NS-IW	NS-IW	NS-IW
	MW-27-062817			6/28/2017	µg/L	2.69	4.06	3.88	35.9	1 U	1 U	5 U	--
	MW-27-090817			9/8/2017	µg/L	4.96	5.75	2.13	14.8	1 U	1 U	5 U	--
	MW-27-120517	12/4/2017	27.46	12/5/2017	µg/L	6.48	8.23	12.5	20.5	1 U	1 U	5 U	--
MW-27B	MW-27B-051216			5/12/2016	µg/L	1 U	1 U	1 U	1 U	1 U	1 U	1 U	0.02 U
	MW-27B-120216			12/2/2016	µg/L	1 U	5.3	9.1	45.7	1 U	1 U	8.9	--
	MW-27B-062817			6/28/2017	µg/L	1 U	4.04	4.04	32.7	1 U	1 U	6.09	--
	MW-27B-090717			9/7/2017	µg/L	1 U	3.73	6.35	30.3	1 U	1 U	7.54	--
	MW-27B-120517	12/4/2017	30.70	12/5/2017	µg/L	1 U	3.1	5.91	24.8	1 U	1 U	5.81	--
	MW-27B-D-120517	12/4/2017	30.70	12/5/2017	µg/L	1 U	3.96	7.24	31.6	1 U	1 U	7.09	--
MW-28	MW-28-012716			1/27/2016	µg/L	542	430	3,850	3,370	1 U	4.8	96.3	0.02 U
	--			11/28/2016	--	NS-IW	NS-IW	NS-IW	NS-IW	NS-IW	NS-IW	NS-IW	NS-IW
	MW-28-031517			3/15/2017	µg/L	1,120	68.9	3,350	1,370	50 U ^b	50 U ^b	250 U	--
	--			3/20/2017	--	NS-IW	NS-IW	NS-IW	NS-IW	NS-IW	NS-IW	NS-IW	NS-IW
	--			3/31/2017	--	NS-IW	NS-IW	NS-IW	NS-IW	NS-IW	NS-IW	NS-IW	NS-IW
	--			4/6/2017	--	NS-IW	NS-IW	NS-IW	NS-IW	NS-IW	NS-IW	NS-IW	NS-IW
	MW-28-050317			5/3/2017	µg/L	65.9	14.5	263	1,010	1 U	2.94	9.33	--
	MW-28-062817			6/28/2017	µg/L	199	55	108	546	1 U	1 U	10.1	--
	MW-28-071717			7/17/2017	µg/L	219	64.2	85.8	422	1 U	1 U	14.7	--
	MW-28-080217			8/2/2017	µg/L	219	48.7	52.7	187	1 U	3.46	11.9	--
	MW-28-090817			9/8/2017	µg/L	130	16.2	175	388	1 U	4.77	13.6	--
	--	10/3/2017	23.80	10/4/2017	--	NS-IW	NS-IW	NS-IW	NS-IW	NS-IW	NS-IW	NS-IW	NS-IW
	--	11/7/2017	23.78	11/7/2017	--	NS-IW	NS-IW	NS-IW	NS-IW	NS-IW	NS-IW	NS-IW	NS-IW
	--	12/4/2017	23.94	12/7/2017	--	NS-IW	NS-IW	NS-IW	NS-IW	NS-IW	NS-IW	NS-IW	NS-IW
	--	1/8/2018	24.15	1/9/2018	--	NS-IW	NS-IW	NS-IW	NS-IW	NS-IW	NS-IW	NS-IW	NS-IW

Table 7. Analytical Results for Groundwater

Plantation Pipe Line Company

Lewis Drive Remediation Site, Belton, South Carolina

Site ID #18693 "Kinder Morgan Belton Pipeline Release"

Location	Sample ID	Gauging Date	Depth to Water	Sample Date	Analyte: Units	Benzene	Ethylbenzene	Toluene	Total Xylenes	1,2-DCA	MTBE	Naphthalene	EDB
RBSL ³ :					µg/L	5.0	700	1,000	10,000	5.0	40	25	0.05
MW-28	MW-28-020618	2/5/2018	22.6	2/6/2018	µg/L	1 U	1 U	1 U	3 U	1 U	1 U	5 U	--
MW-29	MW-29-012116			1/21/2016	µg/L	1 U	1 U	1 U	2 U	1 U	1 U	1 U	0.02 U
	MW-29-112916			11/29/2016	µg/L	1 U	1 U	1 U	1 U	1 U	1 U	1 U	--
	MW-29-031317			3/13/2017	µg/L	1 U	1 U	1 U	3 U	1 U	1 U	5 U	--
	MW-29-032017			3/20/2017	µg/L	1 U	1 U	1 U	3 U	1 U	1 U	5 U	--
	MW-29-033117			3/31/2017	µg/L	1 U	1 U	1 U	3 U	1 U	1 U	5 U	--
	MW-29-040617			4/6/2017	µg/L	1 U	1 U	1 U	3 U	1 U	1 U	5 U	--
	MW-29-050317			5/3/2017	µg/L	1 U	1 U	1 U	3 U	1 U	1 U	5 U	--
	MW-29-062817			6/28/2017	µg/L	1 U	1 U	1 U	3 U	1 U	1 U	5 U	--
	MW-29-071717			7/17/2017	µg/L	1 U	1 U	1 U	3 U	1 U	1 U	5 U	--
	MW-29-080117			8/1/2017	µg/L	1 U	1 U	1 U	3 U	1 U	1 U	5 U	--
	MW-29-090717			9/7/2017	µg/L	1 U	1 U	1 U	3 U	1 U	1 U	5 U	--
	MW-29-100417	10/3/2017	10.85	10/4/2017	µg/L	1 U	1 U	1 U	3 U	1 U	1 U	5 U	--
	MW-29-110817	11/7/2017	10.06	11/8/2017	µg/L	1 U	1 U	1 U	3 U	1 U	1 U	5 U	--
	MW-29-120617	12/4/2017	10.39	12/6/2017	µg/L	1 U	1 U	1 U	3 U	1 U	1 U	5 U	--
	MW-29-010918	1/8/2018	10.36	1/9/2018	µg/L	1 U	1 U	1 U	3 U	1 U	1 U	5 U	--
	MW-29-020618	2/5/2018	7.8	2/6/2018	µg/L	1 U	1 U	1 U	3 U	1 U	1 U	5 U	--
MW-30	MW-30-012516			1/25/2016	µg/L	1 U	1 U	1 U	2 U	1 U	1 U	1 U	0.02 U
	--			11/28/2016	--	NS-IW	NS-IW	NS-IW	NS-IW	NS-IW	NS-IW	NS-IW	NS-IW
	MW-30-050417			5/4/2017	µg/L	104	3.98	341	161	1 U	1 U	5 U	--
	MW-30-062917			6/29/2017	µg/L	646	25 U	1,630	736	25 U ^b	25 U	125 U ^b	--
	MW-30-071717			7/17/2017	µg/L	922	25 U	2,050	1,320	25 U ^b	25 U	125 U ^b	--
	MW-30-080217			8/2/2017	µg/L	1,240	25.9	1,020	2,230	25 U ^b	25 U	125 U ^b	--
	--			9/5/2017	--	NS-IW	NS-IW	NS-IW	NS-IW	NS-IW	NS-IW	NS-IW	NS-IW
	--	10/3/2017	14.58	10/4/2017	--	NS-IW	NS-IW	NS-IW	NS-IW	NS-IW	NS-IW	NS-IW	NS-IW
	--	11/7/2017	14.60	11/8/2017	--	NS-IW	NS-IW	NS-IW	NS-IW	NS-IW	NS-IW	NS-IW	NS-IW
	--	12/4/2017	14.47	12/4/2017	--	NS-IW	NS-IW	NS-IW	NS-IW	NS-IW	NS-IW	NS-IW	NS-IW
	--	1/8/2018	14.59	1/8/2018	--	NS-IW	NS-IW	NS-IW	NS-IW	NS-IW	NS-IW	NS-IW	NS-IW
MW-30-020518	2/5/2018	13.11	2/5/2018	µg/L	2.2	1 U	1.86	4.1	1 U	1 U	5 U	--	
MW-31	MW-31-051016			5/10/2016	µg/L	1 U	1 U	1 U	1 U	1 U	1 U	1 U	0.02 U
	MW-31-112916			11/29/2016	µg/L	1 U	1 U	1 U	1 U	1 U	1 U	1 U	--
	MW-31-050317			5/3/2017	µg/L	1 U	1 U	1 U	3 U	1 U	1 U	5 U	--

Table 7. Analytical Results for Groundwater

Plantation Pipe Line Company

Lewis Drive Remediation Site, Belton, South Carolina

Site ID #18693 "Kinder Morgan Belton Pipeline Release"

Location	Sample ID	Gauging Date	Depth to Water	Sample Date	Analyte: Units	Benzene	Ethylbenzene	Toluene	Total Xylenes	1,2-DCA	MTBE	Naphthalene	EDB
RBSL ³ :					µg/L	5.0	700	1,000	10,000	5.0	40	25	0.05
MW-31	MW-31-062817			6/28/2017	µg/L	1 U	1 U	1 U	3 U	1 U	1 U	5 U	--
	MW-31-071717			7/17/2017	µg/L	1 U	1 U	1 U	3 U	1 U	1 U	5 U	--
	MW-31-080117			8/1/2017	µg/L	1 U	1 U	1 U	3 U	1 U	1 U	5 U	--
	MW-31-D-080117			8/1/2017	µg/L	1 U	1 U	1 U	3 U	1 U	1 U	5 U	--
	MW-31-090817			9/8/2017	µg/L	1 U	1 U	1 U	3 U	1 U	1 U	5 U	--
	MW-31-100417	10/3/2017	22.70	10/4/2017	µg/L	1 U	1 U	1 U	3 U	1 U	1 U	5 U	--
	MW-31-110817	11/7/2017	20.81	11/8/2017	µg/L	1 U	1 U	1 U	3 U	1 U	1 U	5 U	--
	MW-31-120617	12/4/2017	20.05	12/6/2017	µg/L	1 U	1 U	1 U	3 U	1 U	1 U	5 U	--
	MW-31-010918	1/8/2018	22.55	1/9/2018	µg/L	1 U	1 U	1 U	3 U	1 U	1 U	5 U	--
	MW-31-020618	2/5/2018	18.9	2/6/2018	µg/L	1 U	1 U	1 U	3 U	1 U	1 U	5 U	--
MW-31B	MW-31B-051116			5/11/2016	µg/L	1 U	1 U	2.7	1 U	1 U	1 U	1 U	0.02 U
MW-32	MW-32-051016			5/10/2016	µg/L	1 U	1 U	1 U	1 U	1 U	1 U	1 U	0.02 U
	MW-32-120616			12/6/2016	µg/L	1 U	1 U	1 U	1 U	1 U	1 U	1 U	--
	MW-32-062917			6/29/2017	µg/L	1 U	1 U	1 U	3 U	1 U	1 U	5 U	--
	MW-32-090817			9/8/2017	µg/L	1 U	1 U	1 U	3 U	1 U	1 U	5 U	--
	MW-32-120717	12/4/2017	10.02	12/7/2017	µg/L	1 U	1 U	1 U	3 U	1 U	1 U	5 U	--
MW-33	MW-33-051016			5/10/2016	µg/L	1 U	1 U	1 U	1 U	1 U	1 U	1 U	0.02 U
MW-33T	MW-33T-051016			5/10/2016	µg/L	1 U	1 U	1 U	1 U	1 U	1 U	1 U	0.02 U
	MW-33T-120617	12/4/2017	27.12	12/6/2017	µg/L	1 U	1 U	1 U	1 U	1 U	1 U	1 U	--
MW-34	MW-34-031517			3/15/2017	--	978	33.0	143	218	10 U ^b	157	50 U ^b	--
	MW-34-032017			3/20/2017	µg/L	801	10.0 U	113	305	10 U ^b	149	50 U ^b	--
	MW-34-033117			3/31/2017	µg/L	728	10.0 U	81.4	224	10 U ^b	152	50 U ^b	--
	MW-34-040617			4/6/2017	µg/L	860	1.7	58.6	181	1 U	123	5 U	--
	MW-34-050317			5/3/2017	µg/L	287	2.62	27.2	130	1 U	124	5 U	--
	MW-34-062817			6/28/2017	µg/L	167	4.59	9.3	39.2	1 U	68.3	5 U	--
	MW-34-071717			7/17/2017	µg/L	137	5.83	19.8	69.5	1 U	73.8	5 U	--
	MW-34-080117			8/1/2017	µg/L	517	10 U	31.7	110	10 U ^b	98.3	50 U ^b	--
	MW-34-090817			9/8/2017	µg/L	1,430	6.01	98.0	264	1 U	191	7.33	--
	MW-34-100417	10/3/2017	2.76	10/4/2017	µg/L	919	10 U	36.8	157	10 U ^b	151	50 U ^b	--
	MW-34-100417-DUP	10/3/2017	2.76	10/4/2017	µg/L	846	1.49	40.8	186	1 U	148	5 U	--
	MW-34-110817	11/7/2017	2.48	11/8/2017	µg/L	338	10 U	15.3	140	10 U ^b	266	50 U ^b	--
	MW-34-120617	12/4/2017	2.52	12/6/2017	µg/L	169	10 U	29.7	70	10 U ^b	218	50 U ^b	--

Table 7. Analytical Results for Groundwater

Plantation Pipe Line Company

Lewis Drive Remediation Site, Belton, South Carolina

Site ID #18693 "Kinder Morgan Belton Pipeline Release"

Location	Sample ID	Gauging Date	Depth to Water	Sample Date	Analyte: Units	Benzene	Ethylbenzene	Toluene	Total Xylenes	1,2-DCA	MTBE	Naphthalene	EDB
RBSL ³ :					µg/L	5.0	700	1,000	10,000	5.0	40	25	0.05
MW-34	MW-34-010918	1/8/2018	2.48	1/9/2018	µg/L	147	10 U	13.1	80	10 U ^b	246	50 U ^b	--
	MW-34-020618	2/5/2018	2.27	2/6/2018	µg/L	249	10 U	19.2	88.3	10 U ^b	191	50 U ^b	--
MW-35	MW-35-051016			5/10/2016	µg/L	1 U	1 U	1 U	1 U	1 U	1 U	1 U	0.02 U
	MW-35-120116			12/1/2016	µg/L	1 U	1 U	1 U	1 U	1 U	1 U	1 U	--
	MW-35-031417			3/14/2017	µg/L	1 U	1 U	1 U	3 U	1 U	1 U	5 U	--
	MW-35-032017			3/20/2017	µg/L	1 U	1 U	1 U	3 U	1 U	1 U	5 U	--
	MW-35-033117			3/31/2017	µg/L	1 U	1 U	1 U	3 U	1 U	1 U	5 U	--
	MW-35-040617			4/6/2017	µg/L	1 U	1 U	1 U	3 U	1 U	1 U	5 U	--
	MW-35-050317			5/3/2017	µg/L	1 U	1 U	1 U	3 U	1 U	1 U	5 U	--
	MW-35-062817			6/28/2017	µg/L	1 U	1 U	1 U	3 U	1 U	1 U	5 U	--
	MW-35-071717			7/17/2017	µg/L	1 U	1 U	1 U	3 U	1 U	1 U	5 U	--
	MW-35-080117			8/1/2017	µg/L	1 U	1 U	1 U	3 U	1 U	1 U	5 U	--
	MW-35-090817			9/8/2017	µg/L	1 U	1 U	1 U	3 U	1 U	1 U	5 U	--
	MW-35-100417	10/3/2017	10.34	10/4/2017	µg/L	1 U	1 U	1 U	3 U	1 U	1 U	5 U	--
	MW-35-110817	11/7/2017	8.94	11/8/2017	µg/L	1 U	1 U	1 U	3 U	1 U	1 U	5 U	--
	MW-35-120617	12/4/2017	10.41	12/6/2017	µg/L	1 U	1 U	1 U	3 U	1 U	1 U	5 U	--
	MW-35-010918	1/8/2018	10.57	1/9/2018	µg/L	1 U	1 U	1 U	3 U	1 U	1 U	5 U	--
	MW-35-D-010918	1/8/2018	10.57	1/9/2018	µg/L	1 U	1 U	1 U	3 U	1 U	1 U	5 U	--
	MW-35-020618	2/5/2018	9.00	2/6/2018	µg/L	1 U	1 U	1 U	3 U	1 U	1 U	5 U	--
MW-36	MW-36-051116			5/11/2016	µg/L	1 U	1 U	1 U	1 U	1 U	1 U	1 U	0.02 U
	MW-36-112916			11/29/2016	µg/L	1.3	1 U	6.5	1.1	1 U	1 U	1 U	--
	MW-36-D-112916			11/29/2016	µg/L	1 U	1 U	5.4	1 U	1 U	1 U	1 U	--
	MW-36-062917			6/29/2017	µg/L	2.11	1 U	2.28	3 U	1 U	1 U	5 U	--
	MW-36-090817			9/8/2017	µg/L	4.75	1 U	6.16	4.62	1 U	1 U	5 U	--
	MW-36-120717	12/4/2017	20.14	12/7/2017	µg/L	17.5	1 U	30.2	14.4	1 U	1 U	5 U	--
MW-36B	MW-36B-051116			5/11/2016	µg/L	1 U	1 U	7.2	1 U	1 U	1 U	1 U	0.02 U
	MW-36B-112916			11/29/2016	µg/L	1 U	1 U	1.6	1 U	1 U	1 U	1 U	--
	MW-36B-062917			6/29/2017	µg/L	1 U	1 U	1 U	3 U	1 U	1 U	5 U	--
	MW-36B-062917-FD			6/29/2017	µg/L	1 U	1 U	1 U	3 U	1 U	1 U	5 U	--
	MW-36B-090817			9/8/2017	µg/L	1 U	1 U	1 U	3 U	1 U	1 U	5 U	--
	MW-36B-120717	12/4/2017	20.90	12/7/2017	µg/L	1 U	1 U	1 U	3 U	1 U	1 U	5 U	--
MW-37	MW-37-113016			11/30/2016	µg/L	1 U	1 U	1 U	1 U	1 U	1 U	1 U	--

Table 7. Analytical Results for Groundwater

Plantation Pipe Line Company

Lewis Drive Remediation Site, Belton, South Carolina

Site ID #18693 "Kinder Morgan Belton Pipeline Release"

Location	Sample ID	Gauging Date	Depth to Water	Sample Date	Analyte: Units	Benzene	Ethylbenzene	Toluene	Total Xylenes	1,2-DCA	MTBE	Naphthalene	EDB
RBSL ³ :					µg/L	5.0	700	1,000	10,000	5.0	40	25	0.05
MW-37	MW-37-062817			6/28/2017	µg/L	1 U	1 U	1 U	3 U	1 U	1.44	5 U	--
	MW-37-090817			9/8/2017	µg/L	1 U	1 U	1 U	3 U	1 U	1.5	5 U	--
	MW-37-120617	12/4/2017	3.47	12/6/2017	µg/L	1 U	1 U	1 U	3 U	1 U	2.93	5 U	--
MW-38	MW-38-113016			11/30/2016	µg/L	1 U	1 U	1 U	1 U	1 U	5.5	1 U	--
	MW-38-031417			3/14/2017	µg/L	1 U	1 U	1 U	3 U	1 U	9.14	5 U	--
	MW-38-032017			3/20/2017	µg/L	1 U	1 U	1 U	3 U	1 U	7.55	5 U	--
	MW-38-033117			3/31/2017	µg/L	1 U	1 U	1 U	3 U	1 U	10.2	5 U	--
	MW-38-040617			4/6/2017	µg/L	1 U	1 U	1 U	3 U	1 U	8.06	5 U	--
	MW-38-050317			5/3/2017	µg/L	1 U	1 U	1 U	3 U	1 U	9.08	5 U	--
	MW-38-062817			6/28/2017	µg/L	9.71	1.17	1 U	6.63	1 U	1 U	5 U	--
	MW-38-071717			7/17/2017	µg/L	1 U	1 U	1 U	3 U	1 U	8.59	5 U	--
	MW-38-071717-FD			7/17/2017	µg/L	1 U	1 U	1 U	3 U	1 U	9.78	5 U	--
	MW-38-080117			8/1/2017	µg/L	1 U	1 U	1 U	3 U	1 U	7.25	5 U	--
	MW-38-090817			9/8/2017	µg/L	1 U	1 U	1 U	3 U	1 U	12.9	5 U	--
	MW-38-100417	10/3/2017	2.23	10/4/2017	µg/L	1.75	1 U	1 U	3 U	1 U	11.2	5 U	--
	MW-38-110817	11/7/2017	1.88	11/8/2017	µg/L	4.48	1 U	1 U	12.4	1 U	29.2	5 U	--
	MW-38-120617	12/4/2017	2.01	12/6/2017	µg/L	102	1 U	1 U	86.1	1 U	38	5 U	--
	MW-38-010918	1/8/2018	1.95	1/9/2018	µg/L	311	1 U	2.31	158	1 U	49.4	5 U	--
	MW-38-020618	2/5/2018	1.58	2/6/2018	µg/L	389	5 U	5 U	208	5 U	48.8	25 U	--
MW-39	MW-39-120716			12/7/2016	µg/L	6,320	682	1,290	3,650	50 U ^b	311	86	--
	MW-39-031417			3/14/2017	µg/L	6,370	431	2,200	3,700	10 U ^b	199	117	--
	MW-39-032017			3/20/2017	µg/L	7,340	704	2,990	4,050	100 U ^b	248	500 U ^b	--
	MW-39-033117			3/31/2017	µg/L	7,540	899	3,140	4,400	50 U ^b	272	250 U ^b	--
	MW-39-040617			4/6/2017	µg/L	6,180	754	3,280	3,860	50 U ^b	257	250 U ^b	--
	MW-39-062817			6/28/2017	µg/L	5,470	58	3,360	3,900	20 U ^b	239	100 U ^b	--
	MW-39-071717			7/17/2017	µg/L	4,690	100 U	3,760	4,580	100 U ^b	344	500 U ^b	--
	MW-39-080117			8/1/2017	µg/L	4,630	100 U	2,880	4,740	100 U ^b	348	500 U ^b	--
	MW-39-090817			9/8/2017	µg/L	3,380	10.7	1,040	2,740	1 U	376	15.6	--
	MW-39-100417	10/3/2017	3.75	10/4/2017	µg/L	1,560	50 U	365	1,350	50 U ^b	305	250 U ^b	--
	MW-39-110817	11/7/2017	4.89	11/8/2017	µg/L	878	50 U	123	368	50 U ^b	442	250 U ^b	--
	MW-39-120617	12/4/2017	5.72	12/6/2017	µg/L	345	50 U	69	150	50 U ^b	355	250 U ^b	--
	MW-39-D-120617	12/4/2017	5.72	12/6/2017	µg/L	286	1 U	31	131	1 U	353	5 U	--

Table 7. Analytical Results for Groundwater

Plantation Pipe Line Company

Lewis Drive Remediation Site, Belton, South Carolina

Site ID #18693 "Kinder Morgan Belton Pipeline Release"

Location	Sample ID	Gauging Date	Depth to Water	Sample Date	Analyte: Units	Benzene	Ethylbenzene	Toluene	Total Xylenes	1,2-DCA	MTBE	Naphthalene	EDB
RBSL ³ :					µg/L	5.0	700	1,000	10,000	5.0	40	25	0.05
MW-39	MW-39-010918	1/8/2018	4.86	1/9/2018	µg/L	23.8	5 U	5 U	15 U	5 U	370	25 U	--
	MW-39-020618	2/5/2018	4.85	2/6/2018	µg/L	46.9	5 U	5 U	15 U	5 U	263	25 U	--
MW-40	MW-40-120716			12/7/2016	µg/L	6,730	588	7,460	3,390	50 U ^b	373	64.8	--
	MW-40-031417			3/14/2017	µg/L	11,600	1,280	16,100	7,260	50 U ^b	691	250 U ^b	--
	MW-40-032017			3/20/2017	µg/L	12,300	1,330	19,600	7,500	200 U ^b	654	1,000 U ^b	--
	MW-40-033117			3/31/2017	µg/L	13,300	1,500	19,500	8,070	100 U ^b	727	500 U ^b	--
	MW-40-040617			4/6/2017	µg/L	10,400	1,180	16,200	6,570	200 U ^b	650	1,000 U ^b	--
	MW-40-062817			6/28/2017	µg/L	9,250	1,030	19,200	6,540	500 U ^b	590	2,500 U ^b	--
	MW-40-071717			7/17/2017	µg/L	11,400	1,210	25,300	7,430	500 U ^b	727	2,500 U ^b	--
	MW-40-080117			8/1/2017	µg/L	12,000	1,120	23,200	8,070	500 U ^b	631	2,500 U ^b	--
	MW-40-090817			9/8/2017	µg/L	14,300	1,250	28,700	9,250	20 U ^b	716	219	--
	MW-40-100417	10/3/2017	1.95	10/4/2017	µg/L	13,800	1,000 U ^b	28,800	9,530	1,000 U ^b	1,000 U ^b	5,000 U ^b	--
	MW-40-110817	11/7/2017	2.11	11/8/2017	µg/L	13,500	1,000 U ^b	23,000	9,290	1,000 U ^b	1,000 U ^b	5,000 U ^b	--
	MW-40-120617	12/4/2017	3.43	12/6/2017	µg/L	14,300	1,000 U ^b	22,300	10,100	1,000 U ^b	1,000 U ^b	5,000 U ^b	--
	MW-40-010918	1/8/2018	2.72	1/9/2018	µg/L	12,400	773	22,300	10,200	200 U ^b	497	1,000 U ^b	--
	MW-40-020618	2/5/2018	2.75	2/6/2018	µg/L	11,100	777	20,300	9,350	200 U ^b	373	1,000 U ^b	--
MW-41	MW-41-120716			12/7/2016	µg/L	212	2 U	2 U	155	2 U	6.7	5.6	--
	MW-41-031417			3/14/2017	µg/L	469	1.78	1 U	275	1 U	4.34	18.1	--
	MW-41-032017			3/20/2017	µg/L	424	2.62	1 U	342	1 U	1 U	16.9	--
	MW-41-033117			3/31/2017	µg/L	449	5 U	5 U	343	5 U ^b	5 U	25 U ^b	--
	MW-41-040617			4/6/2017	µg/L	470	2.06	1 U	258	1 U	3.84	10.6	--
	MW-41-062817			6/28/2017	µg/L	292	8.83	2.09	271	1 U	3.36	13.3	--
	MW-41-071717			7/17/2017	µg/L	487	15.8	3.09	366	1 U	3.62	27.9	--
	MW-41-080117			8/1/2017	µg/L	371	10 U	10 U	260	10 U ^b	10 U	50 U ^b	--
	MW-41-090817			9/8/2017	µg/L	189	1.51	1 U	90	1 U	3.74	5 U	--
	MW-41-100417	10/3/2017	4.37	10/4/2017	µg/L	93.5	1 U	1 U	59.9	1 U	1.84	5 U	--
	MW-41-110817	11/7/2017	4.39	11/8/2017	µg/L	99.6	1 U	1 U	56.6	1 U	2.46	5.68	--
	MW-41-120617	12/4/2017	5.55	12/6/2017	µg/L	27.6	1 U	1 U	11.1	1 U	1.62	5 U	--
	MW-41-010918	1/8/2018	4.4	1/9/2018	µg/L	2.06	1 U	1 U	3 U	1 U	1.43	5 U	--
	MW-41-020618	2/5/2018	3.82	2/6/2018	µg/L	1 U	1 U	1 U	3 U	1 U	1 U	5 U	--
MW-42	MW-42-120716			12/7/2016	µg/L	3.8	1 U	1 U	2.7	1 U	1 U	1 U	--
	MW-42-031417			3/14/2017	µg/L	19.3	1 U	1 U	3 U	1 U	1.12	5 U	--

Table 7. Analytical Results for Groundwater

Plantation Pipe Line Company

Lewis Drive Remediation Site, Belton, South Carolina

Site ID #18693 "Kinder Morgan Belton Pipeline Release"

Location	Sample ID	Gauging Date	Depth to Water	Sample Date	Analyte: Units	Benzene	Ethylbenzene	Toluene	Total Xylenes	1,2-DCA	MTBE	Naphthalene	EDB
RBSL ³ :					µg/L	5.0	700	1,000	10,000	5.0	40	25	0.05
MW-42	MW-42-032017			3/20/2017	µg/L	59.6	1 U	1 U	16.9	1 U	1.24	5 U	--
	MW-42-033117			3/31/2017	µg/L	135	1 U	1 U	73.8	1 U	1 U	5.19	--
	MW-42-040617			4/6/2017	µg/L	93.5	1 U	1 U	53.3	1 U	1.18	5 U	--
	MW-42-062817			6/28/2017	µg/L	15.1	1 U	1 U	11.7	1 U	1.25	5 U	--
	MW-42-090817			9/8/2017	µg/L	143	1 U	1 U	100	1 U	1.51	5.52	--
	MW-42-120617	12/4/2017	5.26	12/6/2017	µg/L	9.82	1 U	1 U	45	1 U	1.24	5 U	--
MW-43	MW-43-110817	11/7/2017	4.45	11/8/2017	µg/L	1 U	1 U	1 U	3 U	1 U	1 U	5 U	--
	MW-43-120617	12/4/2017	4.50	12/6/2017	µg/L	1 U	1 U	1 U	3 U	1 U	1 U	5 U	--
	MW-43-010918	1/8/2018	4.35	1/9/2018	µg/L	1 U	1 U	1 U	3 U	1 U	1 U	5 U	--
	MW-43-020618	2/5/2018	3.70	2/6/2018	µg/L	1 U	1 U	1 U	3 U	1 U	1 U	5 U	--
MW-43B	MW-43B-120617	12/4/2017	4.08	12/6/2017	µg/L	1 U	1 U	1 U	3 U	1 U	1 U	5 U	--
MW-44	--			3/13/2017	--	NS-IW	NS-IW	NS-IW	NS-IW	NS-IW	NS-IW	NS-IW	NS-IW
	MW-44-062917			6/29/2017	µg/L	1.06	1 U	7.12	3.11	1 U	1 U	5 U	--
	--			9/5/2017	--	NS-IW	NS-IW	NS-IW	NS-IW	NS-IW	NS-IW	NS-IW	NS-IW
	--	12/4/2017	9.40	12/4/2017	--	NS-IW	NS-IW	NS-IW	NS-IW	NS-IW	NS-IW	NS-IW	NS-IW
MW-44B	MW-44B-031317			3/13/2017	µg/L	1 U	1 U	1 U	3 U	1 U	1 U	5 U	--
	MW-44B-062817			6/28/2017	µg/L	1 U	1 U	2.39	3 U	1 U	1 U	5 U	--
	MW-44B-090717			9/7/2017	µg/L	1 U	1 U	3.07	3 U	1 U	1 U	5 U	--
	MW-44B-120517	12/4/2017	14.32	12/5/2017	µg/L	1 U	1 U	2.27	3 U	1 U	1 U	5 U	--
MW-45	--			3/13/2017	--	NS-IW	NS-IW	NS-IW	NS-IW	NS-IW	NS-IW	NS-IW	NS-IW
	--			3/20/2017	--	NS-IW	NS-IW	NS-IW	NS-IW	NS-IW	NS-IW	NS-IW	NS-IW
	--			3/31/2017	--	NS-IW	NS-IW	NS-IW	NS-IW	NS-IW	NS-IW	NS-IW	NS-IW
	--			4/6/2017	--	NS-IW	NS-IW	NS-IW	NS-IW	NS-IW	NS-IW	NS-IW	NS-IW
	--			5/3/2017	--	NS-IW	NS-IW	NS-IW	NS-IW	NS-IW	NS-IW	NS-IW	NS-IW
	MW-45-062917			6/29/2017	µg/L	1 U	1 U	1 U	3 U	1 U	1 U	5 U	--
	MW-45-071717			7/17/2017	µg/L	1 U	1 U	1 U	3 U	1 U	1 U	5 U	--
	MW-45-080217			8/2/2017	µg/L	1 U	1 U	1 U	3 U	1 U	1 U	5 U	--
	--			9/5/2017	--	NS-IW	NS-IW	NS-IW	NS-IW	NS-IW	NS-IW	NS-IW	NS-IW
	--	10/3/2017	14.25	10/4/2017	--	NS-IW	NS-IW	NS-IW	NS-IW	NS-IW	NS-IW	NS-IW	NS-IW
	--	11/7/2017	14.24	11/8/2017	--	NS-IW	NS-IW	NS-IW	NS-IW	NS-IW	NS-IW	NS-IW	NS-IW
	--	12/4/2017	14.22	12/4/2017	--	NS-IW	NS-IW	NS-IW	NS-IW	NS-IW	NS-IW	NS-IW	NS-IW
	--	1/8/2018	14.25	1/8/2018	--	NS-IW	NS-IW	NS-IW	NS-IW	NS-IW	NS-IW	NS-IW	NS-IW
	--	2/5/2018	13.95	2/6/2018	--	NS-IW	NS-IW	NS-IW	NS-IW	NS-IW	NS-IW	NS-IW	NS-IW

Table 7. Analytical Results for Groundwater

Plantation Pipe Line Company

Lewis Drive Remediation Site, Belton, South Carolina

Site ID #18693 "Kinder Morgan Belton Pipeline Release"

Location	Sample ID	Gauging Date	Depth to Water	Sample Date	Analyte: Units	Benzene	Ethylbenzene	Toluene	Total Xylenes	1,2-DCA	MTBE	Naphthalene	EDB
RBSL ^a :					µg/L	5.0	700	1,000	10,000	5.0	40	25	0.05
MW-45B	MW-45B-031317			3/13/2017	µg/L	1 U	1 U	1 U	3 U	1 U	1 U	5 U	--
	MW-45B-032017			3/20/2017	µg/L	1 U	1 U	1 U	3 U	1 U	1 U	5 U	--
	MW-45B-033117			3/31/2017	µg/L	1 U	1 U	1 U	3 U	1 U	1 U	5 U	--
	MW-45B-040617			4/6/2017	µg/L	1 U	1 U	1 U	3 U	1 U	1 U	5 U	--
	MW-45B-062817			6/28/2017	µg/L	1 U	1 U	1.73	3 U	1 U	1 U	5 U	--
	--			9/5/2017	--	NS-IW	NS-IW	NS-IW	NS-IW	NS-IW	NS-IW	NS-IW	NS-IW
	MW-45B-120717	12/4/2017	15.93	12/7/2017	µg/L	1 U	1 U	3.26	3 U	1 U	1 U	5 U	--
MW-46	MW-46-120617	12/4/2017	9.48	12/6/2017	µg/L	4.97	1 U	1 U	7.74	1 U	85.5	5 U	--
MW-47	MW-47-120617	12/4/2017	17.75	12/6/2017	µg/L	1 U	1 U	1 U	3 U	1 U	1 U	5 U	--
MW-48B	MW-48B-120617	12/4/2017	18.22	12/6/2017	µg/L	1 U	1 U	1 U	3 U	1 U	2.92	5 U	--
MW-49	MW-49-120617	12/4/2017	20.29	12/6/2017	µg/L	1 U	1 U	1 U	3 U	1 U	1 U	5 U	--
MW-50B	MW-50B-120617	12/4/2017	21.37	12/6/2017	µg/L	1.37	1 U	1 U	3 U	1 U	35.5	5 U	--

Notes:

^a RBSL = Risk-based screening levels identified in South Carolina Underground Storage Tank Management Division *Programmatic Quality Assurance Program Plan*, Revision 3.1, Table D1 "RBSLs for Groundwater," February 2016.

^b The analyte was analyzed for, but was not detected above the laboratory reporting/quantitation limit. However, the laboratory reporting/quantitation limit is above the screening criteria. The actual absence or presence of this analyte between the screening criteria and the laboratory reporting/quantitation limit cannot be determined.

*Unable to collect depth to water due to fluctuation from the sparging system operating.

Samples analyzed by EPA Methods SW 8260B and 8011.

Bold indicates the analyte was detected above the method detection limit.

Gray shading indicates the analyte exceeded RBSLs.

µg/L = microgram(s) per liter

1,2-DCA = 1,2-dichloroethane

EDB = 1,2-dibromoethane

ID = identification

MTBE = methyl tertiary butyl ether

NS-FP = sample not collected due to the presence of free product in the well

NS-HS = sample not collected due to health and safety concerns

NS-IW = sample not collected due to insufficient volume of water in well

NS-OL = sample not collected because it was overlooked in the field

NS-SL = sample not analyzed due to sample being lost in transit to laboratory

U = analyte was not detected above the reported sample quantitation limit

February 09, 2018

CH2M Hill- Kinder Morgan- Atlanta, GA

Sample Delivery Group: L968401
Samples Received: 02/07/2018
Project Number: 699858.LD.MR.SW
Description: Lewis Drive Surface Water
Site: LEWIS DRIVE
Report To: Bethany Garvey
6600 Peachtree Dunwoody Road
400 Embassy Row - Suite 600
Atlanta, GA 30328









Entire Report Reviewed By:



Chris McCord
Technical Service Representative

Results relate only to the items tested or calibrated and are reported as rounded values. This test report shall not be reproduced, except in full, without written approval of the laboratory. Where applicable, sampling conducted by ESC is performed per guidance provided in laboratory standard operating procedures: 060302, 060303, and 060304.



Cp: Cover Page	1	
Tc: Table of Contents	2	
Ss: Sample Summary	3	
Cn: Case Narrative	6	
Sr: Sample Results	7	
SW14-020618 L968401-01	7	
SW11-020618 L968401-02	8	
SW10-020618 L968401-03	9	
FP01-020618 L968401-04	10	
FP02-020618 L968401-05	11	
SW09-020618 L968401-06	12	
SW08-020618 L968401-07	13	
SW13-020618 L968401-08	14	
FP03-020618 L968401-09	15	
SW04-020618 L968401-10	16	
SW02-020618 L968401-11	17	
SW01-020618 L968401-12	18	
SW07-020618 L968401-13	19	
TB01-020618 L968401-14	20	
SW12-020618 L968401-15	21	
SW03-020618 L968401-16	22	
SW05-020618 L968401-17	23	
Qc: Quality Control Summary	24	
Volatile Organic Compounds (GC/MS) by Method 8260B	24	
Gl: Glossary of Terms	27	
Al: Accreditations & Locations	28	
Sc: Sample Chain of Custody	29	

SAMPLE SUMMARY



SW14-020618 L968401-01 GW

Method	Batch	Dilution	Preparation date/time	Analysis date/time	Analyst
Volatile Organic Compounds (GC/MS) by Method 8260B	WG1071291	1	02/08/18 12:06	02/08/18 12:06	BMB

Collected by
Melissa Warren

Collected date/time
02/06/18 13:35

Received date/time
02/07/18 08:45

1 Cp

2 Tc

3 Ss

4 Cn

5 Sr

6 Qc

7 Gl

8 Al

9 Sc

SW11-020618 L968401-02 GW

Method	Batch	Dilution	Preparation date/time	Analysis date/time	Analyst
Volatile Organic Compounds (GC/MS) by Method 8260B	WG1071291	1	02/08/18 12:25	02/08/18 12:25	BMB

Collected by
Melissa Warren

Collected date/time
02/06/18 14:40

Received date/time
02/07/18 08:45

SW10-020618 L968401-03 GW

Method	Batch	Dilution	Preparation date/time	Analysis date/time	Analyst
Volatile Organic Compounds (GC/MS) by Method 8260B	WG1071291	1	02/08/18 12:45	02/08/18 12:45	BMB

Collected by
Melissa Warren

Collected date/time
02/06/18 14:45

Received date/time
02/07/18 08:45

FP01-020618 L968401-04 GW

Method	Batch	Dilution	Preparation date/time	Analysis date/time	Analyst
Volatile Organic Compounds (GC/MS) by Method 8260B	WG1071291	1	02/08/18 13:04	02/08/18 13:04	BMB

Collected by
Melissa Warren

Collected date/time
02/06/18 14:55

Received date/time
02/07/18 08:45

FP02-020618 L968401-05 GW

Method	Batch	Dilution	Preparation date/time	Analysis date/time	Analyst
Volatile Organic Compounds (GC/MS) by Method 8260B	WG1071291	1	02/08/18 13:23	02/08/18 13:23	BMB

Collected by
Melissa Warren

Collected date/time
02/06/18 15:00

Received date/time
02/07/18 08:45

SW09-020618 L968401-06 GW

Method	Batch	Dilution	Preparation date/time	Analysis date/time	Analyst
Volatile Organic Compounds (GC/MS) by Method 8260B	WG1071291	1	02/08/18 13:43	02/08/18 13:43	BMB

Collected by
Melissa Warren

Collected date/time
02/06/18 15:05

Received date/time
02/07/18 08:45

SW08-020618 L968401-07 GW

Method	Batch	Dilution	Preparation date/time	Analysis date/time	Analyst
Volatile Organic Compounds (GC/MS) by Method 8260B	WG1071291	1	02/08/18 14:01	02/08/18 14:01	BMB

Collected by
Melissa Warren

Collected date/time
02/06/18 15:10

Received date/time
02/07/18 08:45

SW13-020618 L968401-08 GW

Method	Batch	Dilution	Preparation date/time	Analysis date/time	Analyst
Volatile Organic Compounds (GC/MS) by Method 8260B	WG1071291	1	02/08/18 14:20	02/08/18 14:20	BMB

Collected by
Melissa Warren

Collected date/time
02/06/18 15:15

Received date/time
02/07/18 08:45

SAMPLE SUMMARY



FP03-020618 L968401-09 GW

Method	Batch	Dilution	Preparation date/time	Analysis date/time	Analyst
Collected by Melissa Warren				Collected date/time 02/06/18 15:20	Received date/time 02/07/18 08:45
Volatile Organic Compounds (GC/MS) by Method 8260B	WG1071291	1	02/08/18 14:39	02/08/18 14:39	BMB

1 Cp

2 Tc

3 Ss

SW04-020618 L968401-10 GW

Method	Batch	Dilution	Preparation date/time	Analysis date/time	Analyst
Collected by Melissa Warren				Collected date/time 02/06/18 15:25	Received date/time 02/07/18 08:45
Volatile Organic Compounds (GC/MS) by Method 8260B	WG1071291	1	02/08/18 14:59	02/08/18 14:59	BMB

4 Cn

5 Sr

SW02-020618 L968401-11 GW

Method	Batch	Dilution	Preparation date/time	Analysis date/time	Analyst
Collected by Melissa Warren				Collected date/time 02/06/18 15:27	Received date/time 02/07/18 08:45
Volatile Organic Compounds (GC/MS) by Method 8260B	WG1071291	1	02/08/18 15:18	02/08/18 15:18	BMB

6 Qc

7 Gl

SW01-020618 L968401-12 GW

Method	Batch	Dilution	Preparation date/time	Analysis date/time	Analyst
Collected by Melissa Warren				Collected date/time 02/06/18 15:30	Received date/time 02/07/18 08:45
Volatile Organic Compounds (GC/MS) by Method 8260B	WG1071291	1	02/08/18 15:37	02/08/18 15:37	BMB

8 Al

9 Sc

SW07-020618 L968401-13 GW

Method	Batch	Dilution	Preparation date/time	Analysis date/time	Analyst
Collected by Melissa Warren				Collected date/time 02/06/18 15:35	Received date/time 02/07/18 08:45
Volatile Organic Compounds (GC/MS) by Method 8260B	WG1071291	1	02/08/18 15:56	02/08/18 15:56	BMB

TB01-020618 L968401-14 GW

Method	Batch	Dilution	Preparation date/time	Analysis date/time	Analyst
Collected by Melissa Warren				Collected date/time 02/06/18 15:50	Received date/time 02/07/18 08:45
Volatile Organic Compounds (GC/MS) by Method 8260B	WG1071291	1	02/08/18 11:46	02/08/18 11:46	BMB

SW12-020618 L968401-15 GW

Method	Batch	Dilution	Preparation date/time	Analysis date/time	Analyst
Collected by Melissa Warren				Collected date/time 02/06/18 15:40	Received date/time 02/07/18 08:45
Volatile Organic Compounds (GC/MS) by Method 8260B	WG1071291	1	02/08/18 16:15	02/08/18 16:15	BMB

SW03-020618 L968401-16 GW

Method	Batch	Dilution	Preparation date/time	Analysis date/time	Analyst
Collected by Melissa Warren				Collected date/time 02/06/18 15:45	Received date/time 02/07/18 08:45
Volatile Organic Compounds (GC/MS) by Method 8260B	WG1071291	1	02/08/18 16:35	02/08/18 16:35	BMB

SAMPLE SUMMARY



SW05-020618 L968401-17 GW

Collected by: Melissa Warren
Collected date/time: 02/06/18 16:20
Received date/time: 02/07/18 08:45

Method	Batch	Dilution	Preparation date/time	Analysis date/time	Analyst
Volatile Organic Compounds (GC/MS) by Method 8260B	WG1071291	1	02/08/18 16:54	02/08/18 16:54	BMB

¹ Cp

² Tc

³ Ss

⁴ Cn

⁵ Sr

⁶ Qc

⁷ Gl

⁸ Al

⁹ Sc



All sample aliquots were received at the correct temperature, in the proper containers, with the appropriate preservatives, and within method specified holding times, unless qualified or notated within the report. Where applicable, all MDL (LOD) and RDL (LOQ) values reported for environmental samples have been corrected for the dilution factor used in the analysis. All radiochemical sample results for solids are reported on a dry weight basis with the exception of tritium, carbon-14 and radon, unless wet weight was requested by the client. All Method and Batch Quality Control are within established criteria except where addressed in this case narrative, a non-conformance form or properly qualified within the sample results. By my digital signature below, I affirm to the best of my knowledge, all problems/anomalies observed by the laboratory as having the potential to affect the quality of the data have been identified by the laboratory, and no information or data have been knowingly withheld that would affect the quality of the data.

Chris McCord
Technical Service Representative

- ¹ Cp
- ² Tc
- ³ Ss
- ⁴ Cn
- ⁵ Sr
- ⁶ Qc
- ⁷ Gl
- ⁸ Al
- ⁹ Sc



Volatile Organic Compounds (GC/MS) by Method 8260B

Analyte	Result	Qualifier	RDL	Dilution	Analysis	Batch
	ug/l		ug/l		date / time	
Benzene	ND		1.00	1	02/08/2018 12:06	WG1071291
Toluene	ND		1.00	1	02/08/2018 12:06	WG1071291
Ethylbenzene	ND		1.00	1	02/08/2018 12:06	WG1071291
o-Xylene	ND		1.00	1	02/08/2018 12:06	WG1071291
m&p-Xylene	ND		2.00	1	02/08/2018 12:06	WG1071291
Total Xylenes	ND		3.00	1	02/08/2018 12:06	WG1071291
Methyl tert-butyl ether	ND		1.00	1	02/08/2018 12:06	WG1071291
Naphthalene	ND		5.00	1	02/08/2018 12:06	WG1071291
<i>(S) Toluene-d8</i>	105		80.0-120		02/08/2018 12:06	WG1071291
<i>(S) Dibromofluoromethane</i>	98.1		76.0-123		02/08/2018 12:06	WG1071291
<i>(S) 4-Bromofluorobenzene</i>	99.8		80.0-120		02/08/2018 12:06	WG1071291

- 1 Cp
- 2 Tc
- 3 Ss
- 4 Cn
- 5 Sr
- 6 Qc
- 7 Gl
- 8 Al
- 9 Sc



Volatile Organic Compounds (GC/MS) by Method 8260B

Analyte	Result	Qualifier	RDL	Dilution	Analysis date / time	Batch
Benzene	ND		1.00	1	02/08/2018 12:25	WG1071291
Toluene	ND		1.00	1	02/08/2018 12:25	WG1071291
Ethylbenzene	ND		1.00	1	02/08/2018 12:25	WG1071291
o-Xylene	ND		1.00	1	02/08/2018 12:25	WG1071291
m&p-Xylene	ND		2.00	1	02/08/2018 12:25	WG1071291
Total Xylenes	ND		3.00	1	02/08/2018 12:25	WG1071291
Methyl tert-butyl ether	ND		1.00	1	02/08/2018 12:25	WG1071291
Naphthalene	ND		5.00	1	02/08/2018 12:25	WG1071291
<i>(S) Toluene-d8</i>	105		80.0-120		02/08/2018 12:25	WG1071291
<i>(S) Dibromofluoromethane</i>	99.5		76.0-123		02/08/2018 12:25	WG1071291
<i>(S) 4-Bromofluorobenzene</i>	99.1		80.0-120		02/08/2018 12:25	WG1071291

1 Cp

2 Tc

3 Ss

4 Cn

5 Sr

6 Qc

7 Gl

8 Al

9 Sc



Volatile Organic Compounds (GC/MS) by Method 8260B

Analyte	Result	Qualifier	RDL	Dilution	Analysis	Batch
	ug/l		ug/l		date / time	
Benzene	ND		1.00	1	02/08/2018 12:45	WG1071291
Toluene	ND		1.00	1	02/08/2018 12:45	WG1071291
Ethylbenzene	ND		1.00	1	02/08/2018 12:45	WG1071291
o-Xylene	ND		1.00	1	02/08/2018 12:45	WG1071291
m&p-Xylene	ND		2.00	1	02/08/2018 12:45	WG1071291
Total Xylenes	ND		3.00	1	02/08/2018 12:45	WG1071291
Methyl tert-butyl ether	ND		1.00	1	02/08/2018 12:45	WG1071291
Naphthalene	ND		5.00	1	02/08/2018 12:45	WG1071291
<i>(S) Toluene-d8</i>	107		80.0-120		02/08/2018 12:45	WG1071291
<i>(S) Dibromofluoromethane</i>	99.0		76.0-123		02/08/2018 12:45	WG1071291
<i>(S) 4-Bromofluorobenzene</i>	101		80.0-120		02/08/2018 12:45	WG1071291

- 1 Cp
- 2 Tc
- 3 Ss
- 4 Cn
- 5 Sr
- 6 Qc
- 7 Gl
- 8 Al
- 9 Sc



Volatile Organic Compounds (GC/MS) by Method 8260B

Analyte	Result	Qualifier	RDL	Dilution	Analysis date / time	Batch
Benzene	ND		1.00	1	02/08/2018 13:04	WG1071291
Toluene	ND		1.00	1	02/08/2018 13:04	WG1071291
Ethylbenzene	ND		1.00	1	02/08/2018 13:04	WG1071291
o-Xylene	ND		1.00	1	02/08/2018 13:04	WG1071291
m&p-Xylene	ND		2.00	1	02/08/2018 13:04	WG1071291
Total Xylenes	ND		3.00	1	02/08/2018 13:04	WG1071291
Methyl tert-butyl ether	ND		1.00	1	02/08/2018 13:04	WG1071291
Naphthalene	ND		5.00	1	02/08/2018 13:04	WG1071291
<i>(S) Toluene-d8</i>	107		80.0-120		02/08/2018 13:04	WG1071291
<i>(S) Dibromofluoromethane</i>	99.1		76.0-123		02/08/2018 13:04	WG1071291
<i>(S) 4-Bromofluorobenzene</i>	101		80.0-120		02/08/2018 13:04	WG1071291

- 1 Cp
- 2 Tc
- 3 Ss
- 4 Cn
- 5 Sr
- 6 Qc
- 7 Gl
- 8 Al
- 9 Sc



Volatile Organic Compounds (GC/MS) by Method 8260B

Analyte	Result	Qualifier	RDL	Dilution	Analysis date / time	Batch
Benzene	ND		1.00	1	02/08/2018 13:23	WG1071291
Toluene	ND		1.00	1	02/08/2018 13:23	WG1071291
Ethylbenzene	ND		1.00	1	02/08/2018 13:23	WG1071291
o-Xylene	ND		1.00	1	02/08/2018 13:23	WG1071291
m&p-Xylene	ND		2.00	1	02/08/2018 13:23	WG1071291
Total Xylenes	ND		3.00	1	02/08/2018 13:23	WG1071291
Methyl tert-butyl ether	ND		1.00	1	02/08/2018 13:23	WG1071291
Naphthalene	ND		5.00	1	02/08/2018 13:23	WG1071291
(S) Toluene-d8	104		80.0-120		02/08/2018 13:23	WG1071291
(S) Dibromofluoromethane	99.7		76.0-123		02/08/2018 13:23	WG1071291
(S) 4-Bromofluorobenzene	99.2		80.0-120		02/08/2018 13:23	WG1071291

- 1 Cp
- 2 Tc
- 3 Ss
- 4 Cn
- 5 Sr
- 6 Qc
- 7 Gl
- 8 Al
- 9 Sc



Volatile Organic Compounds (GC/MS) by Method 8260B

Analyte	Result	Qualifier	RDL	Dilution	Analysis date / time	Batch
Benzene	ND		1.00	1	02/08/2018 13:43	WG1071291
Toluene	ND		1.00	1	02/08/2018 13:43	WG1071291
Ethylbenzene	ND		1.00	1	02/08/2018 13:43	WG1071291
o-Xylene	ND		1.00	1	02/08/2018 13:43	WG1071291
m&p-Xylene	ND		2.00	1	02/08/2018 13:43	WG1071291
Total Xylenes	ND		3.00	1	02/08/2018 13:43	WG1071291
Methyl tert-butyl ether	ND		1.00	1	02/08/2018 13:43	WG1071291
Naphthalene	ND		5.00	1	02/08/2018 13:43	WG1071291
(S) Toluene-d8	106		80.0-120		02/08/2018 13:43	WG1071291
(S) Dibromofluoromethane	97.3		76.0-123		02/08/2018 13:43	WG1071291
(S) 4-Bromofluorobenzene	99.6		80.0-120		02/08/2018 13:43	WG1071291

1 Cp

2 Tc

3 Ss

4 Cn

5 Sr

6 Qc

7 Gl

8 Al

9 Sc



Volatile Organic Compounds (GC/MS) by Method 8260B

Analyte	Result	Qualifier	RDL	Dilution	Analysis date / time	Batch
Benzene	ND		1.00	1	02/08/2018 14:01	WG1071291
Toluene	ND		1.00	1	02/08/2018 14:01	WG1071291
Ethylbenzene	ND		1.00	1	02/08/2018 14:01	WG1071291
o-Xylene	ND		1.00	1	02/08/2018 14:01	WG1071291
m&p-Xylene	ND		2.00	1	02/08/2018 14:01	WG1071291
Total Xylenes	ND		3.00	1	02/08/2018 14:01	WG1071291
Methyl tert-butyl ether	ND		1.00	1	02/08/2018 14:01	WG1071291
Naphthalene	ND		5.00	1	02/08/2018 14:01	WG1071291
<i>(S) Toluene-d8</i>	106		80.0-120		02/08/2018 14:01	WG1071291
<i>(S) Dibromofluoromethane</i>	101		76.0-123		02/08/2018 14:01	WG1071291
<i>(S) 4-Bromofluorobenzene</i>	100		80.0-120		02/08/2018 14:01	WG1071291

1 Cp

2 Tc

3 Ss

4 Cn

5 Sr

6 Qc

7 Gl

8 Al

9 Sc



Volatile Organic Compounds (GC/MS) by Method 8260B

Analyte	Result	Qualifier	RDL	Dilution	Analysis	Batch
	ug/l		ug/l		date / time	
Benzene	1.78		1.00	1	02/08/2018 14:20	WG1071291
Toluene	ND		1.00	1	02/08/2018 14:20	WG1071291
Ethylbenzene	ND		1.00	1	02/08/2018 14:20	WG1071291
o-Xylene	ND		1.00	1	02/08/2018 14:20	WG1071291
m&p-Xylene	ND		2.00	1	02/08/2018 14:20	WG1071291
Total Xylenes	ND		3.00	1	02/08/2018 14:20	WG1071291
Methyl tert-butyl ether	4.26		1.00	1	02/08/2018 14:20	WG1071291
Naphthalene	ND		5.00	1	02/08/2018 14:20	WG1071291
<i>(S) Toluene-d8</i>	105		80.0-120		02/08/2018 14:20	WG1071291
<i>(S) Dibromofluoromethane</i>	100		76.0-123		02/08/2018 14:20	WG1071291
<i>(S) 4-Bromofluorobenzene</i>	99.7		80.0-120		02/08/2018 14:20	WG1071291

- 1 Cp
- 2 Tc
- 3 Ss
- 4 Cn
- 5 Sr
- 6 Qc
- 7 Gl
- 8 Al
- 9 Sc



Volatile Organic Compounds (GC/MS) by Method 8260B

Analyte	Result	Qualifier	RDL	Dilution	Analysis	Batch
	ug/l		ug/l		date / time	
Benzene	ND		1.00	1	02/08/2018 14:39	WG1071291
Toluene	ND		1.00	1	02/08/2018 14:39	WG1071291
Ethylbenzene	ND		1.00	1	02/08/2018 14:39	WG1071291
o-Xylene	ND		1.00	1	02/08/2018 14:39	WG1071291
m&p-Xylene	ND		2.00	1	02/08/2018 14:39	WG1071291
Total Xylenes	ND		3.00	1	02/08/2018 14:39	WG1071291
Methyl tert-butyl ether	ND		1.00	1	02/08/2018 14:39	WG1071291
Naphthalene	ND		5.00	1	02/08/2018 14:39	WG1071291
<i>(S) Toluene-d8</i>	107		80.0-120		02/08/2018 14:39	WG1071291
<i>(S) Dibromofluoromethane</i>	99.3		76.0-123		02/08/2018 14:39	WG1071291
<i>(S) 4-Bromofluorobenzene</i>	100		80.0-120		02/08/2018 14:39	WG1071291

- 1 Cp
- 2 Tc
- 3 Ss
- 4 Cn
- 5 Sr
- 6 Qc
- 7 Gl
- 8 Al
- 9 Sc



Volatile Organic Compounds (GC/MS) by Method 8260B

Analyte	Result	Qualifier	RDL	Dilution	Analysis	Batch
	ug/l		ug/l		date / time	
Benzene	3.04		1.00	1	02/08/2018 14:59	WG1071291
Toluene	1.73		1.00	1	02/08/2018 14:59	WG1071291
Ethylbenzene	ND		1.00	1	02/08/2018 14:59	WG1071291
o-Xylene	1.12		1.00	1	02/08/2018 14:59	WG1071291
m&p-Xylene	ND		2.00	1	02/08/2018 14:59	WG1071291
Total Xylenes	ND		3.00	1	02/08/2018 14:59	WG1071291
Methyl tert-butyl ether	ND		1.00	1	02/08/2018 14:59	WG1071291
Naphthalene	ND		5.00	1	02/08/2018 14:59	WG1071291
<i>(S) Toluene-d8</i>	109		80.0-120		02/08/2018 14:59	WG1071291
<i>(S) Dibromofluoromethane</i>	98.8		76.0-123		02/08/2018 14:59	WG1071291
<i>(S) 4-Bromofluorobenzene</i>	101		80.0-120		02/08/2018 14:59	WG1071291

- 1 Cp
- 2 Tc
- 3 Ss
- 4 Cn
- 5 Sr
- 6 Qc
- 7 Gl
- 8 Al
- 9 Sc



Volatile Organic Compounds (GC/MS) by Method 8260B

Analyte	Result	Qualifier	RDL	Dilution	Analysis	Batch
	ug/l		ug/l		date / time	
Benzene	6.69		1.00	1	02/08/2018 15:18	WG1071291
Toluene	2.65		1.00	1	02/08/2018 15:18	WG1071291
Ethylbenzene	ND		1.00	1	02/08/2018 15:18	WG1071291
o-Xylene	1.87		1.00	1	02/08/2018 15:18	WG1071291
m&p-Xylene	2.75		2.00	1	02/08/2018 15:18	WG1071291
Total Xylenes	4.62		3.00	1	02/08/2018 15:18	WG1071291
Methyl tert-butyl ether	ND		1.00	1	02/08/2018 15:18	WG1071291
Naphthalene	ND		5.00	1	02/08/2018 15:18	WG1071291
<i>(S) Toluene-d8</i>	106		80.0-120		02/08/2018 15:18	WG1071291
<i>(S) Dibromofluoromethane</i>	100		76.0-123		02/08/2018 15:18	WG1071291
<i>(S) 4-Bromofluorobenzene</i>	102		80.0-120		02/08/2018 15:18	WG1071291

- 1 Cp
- 2 Tc
- 3 Ss
- 4 Cn
- 5 Sr
- 6 Qc
- 7 Gl
- 8 Al
- 9 Sc



Volatile Organic Compounds (GC/MS) by Method 8260B

Analyte	Result	Qualifier	RDL	Dilution	Analysis date / time	Batch
Benzene	ND		1.00	1	02/08/2018 15:37	WG1071291
Toluene	ND		1.00	1	02/08/2018 15:37	WG1071291
Ethylbenzene	ND		1.00	1	02/08/2018 15:37	WG1071291
o-Xylene	ND		1.00	1	02/08/2018 15:37	WG1071291
m&p-Xylene	ND		2.00	1	02/08/2018 15:37	WG1071291
Total Xylenes	ND		3.00	1	02/08/2018 15:37	WG1071291
Methyl tert-butyl ether	ND		1.00	1	02/08/2018 15:37	WG1071291
Naphthalene	ND		5.00	1	02/08/2018 15:37	WG1071291
<i>(S) Toluene-d8</i>	107		80.0-120		02/08/2018 15:37	WG1071291
<i>(S) Dibromofluoromethane</i>	101		76.0-123		02/08/2018 15:37	WG1071291
<i>(S) 4-Bromofluorobenzene</i>	100		80.0-120		02/08/2018 15:37	WG1071291

1 Cp

2 Tc

3 Ss

4 Cn

5 Sr

6 Qc

7 Gl

8 Al

9 Sc



Volatile Organic Compounds (GC/MS) by Method 8260B

Analyte	Result	Qualifier	RDL	Dilution	Analysis	Batch
	ug/l		ug/l		date / time	
Benzene	ND		1.00	1	02/08/2018 15:56	WG1071291
Toluene	ND		1.00	1	02/08/2018 15:56	WG1071291
Ethylbenzene	ND		1.00	1	02/08/2018 15:56	WG1071291
o-Xylene	ND		1.00	1	02/08/2018 15:56	WG1071291
m&p-Xylene	ND		2.00	1	02/08/2018 15:56	WG1071291
Total Xylenes	ND		3.00	1	02/08/2018 15:56	WG1071291
Methyl tert-butyl ether	ND		1.00	1	02/08/2018 15:56	WG1071291
Naphthalene	ND		5.00	1	02/08/2018 15:56	WG1071291
<i>(S) Toluene-d8</i>	107		80.0-120		02/08/2018 15:56	WG1071291
<i>(S) Dibromofluoromethane</i>	97.5		76.0-123		02/08/2018 15:56	WG1071291
<i>(S) 4-Bromofluorobenzene</i>	98.6		80.0-120		02/08/2018 15:56	WG1071291

1 Cp

2 Tc

3 Ss

4 Cn

5 Sr

6 Qc

7 Gl

8 Al

9 Sc



Volatile Organic Compounds (GC/MS) by Method 8260B

Analyte	Result	Qualifier	RDL	Dilution	Analysis	Batch
	ug/l		ug/l		date / time	
Acetone	ND		50.0	1	02/08/2018 11:46	WG1071291
Benzene	ND		1.00	1	02/08/2018 11:46	WG1071291
Bromodichloromethane	ND		1.00	1	02/08/2018 11:46	WG1071291
Bromoform	ND		1.00	1	02/08/2018 11:46	WG1071291
Bromomethane	ND		5.00	1	02/08/2018 11:46	WG1071291
Carbon disulfide	ND		1.00	1	02/08/2018 11:46	WG1071291
Carbon tetrachloride	ND		1.00	1	02/08/2018 11:46	WG1071291
Chlorobenzene	ND		1.00	1	02/08/2018 11:46	WG1071291
Chlorodibromomethane	ND		1.00	1	02/08/2018 11:46	WG1071291
Chloroethane	ND		5.00	1	02/08/2018 11:46	WG1071291
Chloroform	ND		5.00	1	02/08/2018 11:46	WG1071291
Chloromethane	ND		2.50	1	02/08/2018 11:46	WG1071291
1,2-Dibromo-3-Chloropropane	ND		5.00	1	02/08/2018 11:46	WG1071291
1,2-Dibromoethane	ND		1.00	1	02/08/2018 11:46	WG1071291
1,2-Dichlorobenzene	ND		1.00	1	02/08/2018 11:46	WG1071291
1,3-Dichlorobenzene	ND		1.00	1	02/08/2018 11:46	WG1071291
1,4-Dichlorobenzene	ND		1.00	1	02/08/2018 11:46	WG1071291
1,1-Dichloroethane	ND		1.00	1	02/08/2018 11:46	WG1071291
1,2-Dichloroethane	ND		1.00	1	02/08/2018 11:46	WG1071291
1,1-Dichloroethene	ND		1.00	1	02/08/2018 11:46	WG1071291
cis-1,2-Dichloroethene	ND		1.00	1	02/08/2018 11:46	WG1071291
trans-1,2-Dichloroethene	ND		1.00	1	02/08/2018 11:46	WG1071291
1,2-Dichloropropane	ND		1.00	1	02/08/2018 11:46	WG1071291
cis-1,3-Dichloropropene	ND		1.00	1	02/08/2018 11:46	WG1071291
trans-1,3-Dichloropropene	ND		1.00	1	02/08/2018 11:46	WG1071291
Di-isopropyl ether	ND		1.00	1	02/08/2018 11:46	WG1071291
Ethylbenzene	ND		1.00	1	02/08/2018 11:46	WG1071291
2-Butanone (MEK)	ND		10.0	1	02/08/2018 11:46	WG1071291
2-Hexanone	ND		10.0	1	02/08/2018 11:46	WG1071291
Methylene Chloride	ND		5.00	1	02/08/2018 11:46	WG1071291
4-Methyl-2-pentanone (MIBK)	ND		10.0	1	02/08/2018 11:46	WG1071291
Methyl tert-butyl ether	ND		1.00	1	02/08/2018 11:46	WG1071291
Naphthalene	ND		5.00	1	02/08/2018 11:46	WG1071291
Styrene	ND		1.00	1	02/08/2018 11:46	WG1071291
1,1,2,2-Tetrachloroethane	ND		1.00	1	02/08/2018 11:46	WG1071291
Tetrachloroethene	ND		1.00	1	02/08/2018 11:46	WG1071291
Toluene	ND		1.00	1	02/08/2018 11:46	WG1071291
1,1,1-Trichloroethane	ND		1.00	1	02/08/2018 11:46	WG1071291
1,1,2-Trichloroethane	ND		1.00	1	02/08/2018 11:46	WG1071291
Trichloroethene	ND		1.00	1	02/08/2018 11:46	WG1071291
Vinyl chloride	ND		1.00	1	02/08/2018 11:46	WG1071291
o-Xylene	ND		1.00	1	02/08/2018 11:46	WG1071291
m&p-Xylene	ND		2.00	1	02/08/2018 11:46	WG1071291
Xylenes, Total	ND		3.00	1	02/08/2018 11:46	WG1071291
1,1,2-Trichlorotrifluoroethane	ND		1.00	1	02/08/2018 11:46	WG1071291
1,2,3-Trimethylbenzene	ND		1.00	1	02/08/2018 11:46	WG1071291
(S) Toluene-d8	105		80.0-120		02/08/2018 11:46	WG1071291
(S) Dibromofluoromethane	98.2		76.0-123		02/08/2018 11:46	WG1071291
(S) a,a,a-Trifluorotoluene	98.0		80.0-120		02/08/2018 11:46	WG1071291
(S) 4-Bromofluorobenzene	98.4		80.0-120		02/08/2018 11:46	WG1071291

1 Cp

2 Tc

3 Ss

4 Cn

5 Sr

6 Qc

7 Gl

8 Al

9 Sc



Volatile Organic Compounds (GC/MS) by Method 8260B

Analyte	Result	Qualifier	RDL	Dilution	Analysis	Batch
	ug/l		ug/l		date / time	
Benzene	2.53		1.00	1	02/08/2018 16:15	WG1071291
Toluene	1.20		1.00	1	02/08/2018 16:15	WG1071291
Ethylbenzene	ND		1.00	1	02/08/2018 16:15	WG1071291
o-Xylene	2.44		1.00	1	02/08/2018 16:15	WG1071291
m&p-Xylene	4.04		2.00	1	02/08/2018 16:15	WG1071291
Total Xylenes	6.48		3.00	1	02/08/2018 16:15	WG1071291
Methyl tert-butyl ether	ND		1.00	1	02/08/2018 16:15	WG1071291
Naphthalene	ND		5.00	1	02/08/2018 16:15	WG1071291
<i>(S) Toluene-d8</i>	106		80.0-120		02/08/2018 16:15	WG1071291
<i>(S) Dibromofluoromethane</i>	96.5		76.0-123		02/08/2018 16:15	WG1071291
<i>(S) 4-Bromofluorobenzene</i>	102		80.0-120		02/08/2018 16:15	WG1071291

- 1 Cp
- 2 Tc
- 3 Ss
- 4 Cn
- 5 Sr
- 6 Qc
- 7 Gl
- 8 Al
- 9 Sc



Volatile Organic Compounds (GC/MS) by Method 8260B

Analyte	Result	Qualifier	RDL	Dilution	Analysis	Batch
	ug/l		ug/l		date / time	
Benzene	ND		1.00	1	02/08/2018 16:35	WG1071291
Toluene	ND		1.00	1	02/08/2018 16:35	WG1071291
Ethylbenzene	ND		1.00	1	02/08/2018 16:35	WG1071291
o-Xylene	ND		1.00	1	02/08/2018 16:35	WG1071291
m&p-Xylene	ND		2.00	1	02/08/2018 16:35	WG1071291
Total Xylenes	ND		3.00	1	02/08/2018 16:35	WG1071291
Methyl tert-butyl ether	ND		1.00	1	02/08/2018 16:35	WG1071291
Naphthalene	ND		5.00	1	02/08/2018 16:35	WG1071291
<i>(S) Toluene-d8</i>	106		80.0-120		02/08/2018 16:35	WG1071291
<i>(S) Dibromofluoromethane</i>	100		76.0-123		02/08/2018 16:35	WG1071291
<i>(S) 4-Bromofluorobenzene</i>	100		80.0-120		02/08/2018 16:35	WG1071291

1 Cp

2 Tc

3 Ss

4 Cn

5 Sr

6 Qc

7 Gl

8 Al

9 Sc



Volatile Organic Compounds (GC/MS) by Method 8260B

Analyte	Result	Qualifier	RDL	Dilution	Analysis date / time	Batch
Benzene	ND		1.00	1	02/08/2018 16:54	WG1071291
Toluene	ND		1.00	1	02/08/2018 16:54	WG1071291
Ethylbenzene	ND		1.00	1	02/08/2018 16:54	WG1071291
o-Xylene	ND		1.00	1	02/08/2018 16:54	WG1071291
m&p-Xylene	ND		2.00	1	02/08/2018 16:54	WG1071291
Total Xylenes	ND		3.00	1	02/08/2018 16:54	WG1071291
Methyl tert-butyl ether	ND		1.00	1	02/08/2018 16:54	WG1071291
Naphthalene	ND		5.00	1	02/08/2018 16:54	WG1071291
(S) Toluene-d8	108		80.0-120		02/08/2018 16:54	WG1071291
(S) Dibromofluoromethane	98.5		76.0-123		02/08/2018 16:54	WG1071291
(S) 4-Bromofluorobenzene	97.4		80.0-120		02/08/2018 16:54	WG1071291

1 Cp

2 Tc

3 Ss

4 Cn

5 Sr

6 Qc

7 Gl

8 Al

9 Sc



Method Blank (MB)

(MB) R3285084-2 02/08/18 09:27

Analyte	MB Result ug/l	MB Qualifier	MB MDL ug/l	MB RDL ug/l
Acetone	U		10.0	50.0
Benzene	U		0.331	1.00
Bromodichloromethane	U		0.380	1.00
Bromoform	U		0.469	1.00
Bromomethane	U		0.866	5.00
Carbon disulfide	U		0.275	1.00
Carbon tetrachloride	U		0.379	1.00
Chlorobenzene	U		0.348	1.00
Chlorodibromomethane	U		0.327	1.00
Chloroethane	U		0.453	5.00
Chloroform	U		0.324	5.00
Chloromethane	U		0.276	2.50
1,2-Dibromo-3-Chloropropane	U		1.33	5.00
1,2-Dibromoethane	U		0.381	1.00
1,2-Dichlorobenzene	U		0.349	1.00
1,3-Dichlorobenzene	U		0.220	1.00
1,4-Dichlorobenzene	U		0.274	1.00
1,1-Dichloroethane	U		0.259	1.00
1,2-Dichloroethane	U		0.361	1.00
1,1-Dichloroethene	U		0.398	1.00
cis-1,2-Dichloroethene	U		0.260	1.00
trans-1,2-Dichloroethene	U		0.396	1.00
1,2-Dichloropropane	U		0.306	1.00
cis-1,3-Dichloropropene	U		0.418	1.00
trans-1,3-Dichloropropene	U		0.419	1.00
Di-isopropyl ether	U		0.320	1.00
Ethylbenzene	U		0.384	1.00
2-Hexanone	U		3.82	10.0
2-Butanone (MEK)	U		3.93	10.0
Methylene Chloride	U		1.00	5.00
4-Methyl-2-pentanone (MIBK)	U		2.14	10.0
Methyl tert-butyl ether	U		0.367	1.00
Naphthalene	U		1.00	5.00
Styrene	U		0.307	1.00
1,1,2,2-Tetrachloroethane	U		0.130	1.00
Tetrachloroethene	U		0.372	1.00
Toluene	U		0.412	1.00
1,1,2-Trichlorotrifluoroethane	U		0.303	1.00
1,1,1-Trichloroethane	U		0.319	1.00
1,1,2-Trichloroethane	U		0.383	1.00

¹ Cp

² Tc

³ Ss

⁴ Cn

⁵ Sr

⁶ Qc

⁷ Gl

⁸ Al

⁹ Sc



Method Blank (MB)

(MB) R3285084-2 02/08/18 09:27

Analyte	MB Result	MB Qualifier	MB MDL	MB RDL
	ug/l		ug/l	ug/l
Trichloroethene	U		0.398	1.00
1,2,3-Trimethylbenzene	U		0.321	1.00
Vinyl chloride	U		0.259	1.00
Xylenes, Total	U		1.06	3.00
o-Xylene	U		0.341	1.00
m&p-Xylenes	U		0.341	2.00
m&p-Xylenes	U		0.719	2.00
(S) Toluene-d8	106			80.0-120
(S) Dibromofluoromethane	99.2			76.0-123
(S) a,a,a-Trifluorotoluene	98.7			80.0-120
(S) 4-Bromofluorobenzene	97.6			80.0-120

Laboratory Control Sample (LCS)

(LCS) R3285084-1 02/08/18 08:49

Analyte	Spike Amount	LCS Result	LCS Rec.	Rec. Limits	LCS Qualifier
	ug/l	ug/l	%	%	
Acetone	125	133	106	70.0-130	
Benzene	25.0	23.8	95.3	70.0-130	
Bromodichloromethane	25.0	26.4	105	70.0-130	
Bromoform	25.0	25.6	102	70.0-130	
Bromomethane	25.0	22.5	90.0	70.0-130	
Carbon disulfide	25.0	21.5	85.9	70.0-130	
Carbon tetrachloride	25.0	26.5	106	70.0-130	
Chlorobenzene	25.0	24.8	99.4	70.0-130	
Chlorodibromomethane	25.0	26.2	105	70.0-130	
Chloroethane	25.0	19.2	76.8	70.0-130	
Chloroform	25.0	25.6	103	70.0-130	
Chloromethane	25.0	20.7	82.7	70.0-130	
1,2-Dibromo-3-Chloropropane	25.0	24.0	95.8	70.0-130	
1,2-Dibromoethane	25.0	25.0	99.9	70.0-130	
1,2-Dichlorobenzene	25.0	23.5	93.9	70.0-130	
1,3-Dichlorobenzene	25.0	23.1	92.3	70.0-130	
1,4-Dichlorobenzene	25.0	22.9	91.5	70.0-130	
1,1-Dichloroethane	25.0	27.6	110	70.0-130	
1,2-Dichloroethane	25.0	27.2	109	70.0-130	
1,1-Dichloroethene	25.0	24.5	97.9	70.0-130	
cis-1,2-Dichloroethene	25.0	25.0	99.9	70.0-130	
trans-1,2-Dichloroethene	25.0	24.9	99.8	70.0-130	

1 Cp

2 Tc

3 Ss

4 Cn

5 Sr

6 Qc

7 Gl

8 Al

9 Sc



Laboratory Control Sample (LCS)

(LCS) R3285084-1 02/08/18 08:49

Analyte	Spike Amount ug/l	LCS Result ug/l	LCS Rec. %	Rec. Limits %	<u>LCS Qualifier</u>
1,2-Dichloropropane	25.0	28.9	115	70.0-130	
cis-1,3-Dichloropropene	25.0	25.7	103	70.0-130	
trans-1,3-Dichloropropene	25.0	26.4	106	70.0-130	
Di-isopropyl ether	25.0	22.4	89.7	70.0-130	
Ethylbenzene	25.0	24.8	99.1	70.0-130	
2-Hexanone	125	145	116	70.0-130	
2-Butanone (MEK)	125	116	92.8	70.0-130	
Methylene Chloride	25.0	23.2	92.7	70.0-130	
4-Methyl-2-pentanone (MIBK)	125	116	92.7	70.0-130	
Methyl tert-butyl ether	25.0	20.1	80.4	70.0-130	
Naphthalene	25.0	23.9	95.4	70.0-130	
Styrene	25.0	23.6	94.4	70.0-130	
1,1,2,2-Tetrachloroethane	25.0	22.8	91.2	70.0-130	
Tetrachloroethene	25.0	24.9	99.5	70.0-130	
Toluene	25.0	24.7	98.7	70.0-130	
1,1,2-Trichlorotrifluoroethane	25.0	27.3	109	70.0-130	
1,1,1-Trichloroethane	25.0	26.8	107	70.0-130	
1,1,2-Trichloroethane	25.0	25.0	100	70.0-130	
Trichloroethene	25.0	26.7	107	70.0-130	
1,2,3-Trimethylbenzene	25.0	24.1	96.5	70.0-130	
Vinyl chloride	25.0	24.2	96.7	70.0-130	
Xylenes, Total	75.0	73.5	98.0	70.0-130	
o-Xylene	25.0	24.7	98.7	70.0-130	
m&p-Xylenes	50.0	48.8	97.6	70.0-130	
<i>(S) Toluene-d8</i>			105	80.0-120	
<i>(S) Dibromofluoromethane</i>			99.2	76.0-123	
<i>(S) a,a,a-Trifluorotoluene</i>			101	80.0-120	
<i>(S) 4-Bromofluorobenzene</i>			99.5	80.0-120	

¹ Cp

² Tc

³ Ss

⁴ Cn

⁵ Sr

⁶ Qc

⁷ Gl

⁸ Al

⁹ Sc



Guide to Reading and Understanding Your Laboratory Report

The information below is designed to better explain the various terms used in your report of analytical results from the Laboratory. This is not intended as a comprehensive explanation, and if you have additional questions please contact your project representative.

Abbreviations and Definitions

MDL	Method Detection Limit.
ND	Not detected at the Reporting Limit (or MDL where applicable).
RDL	Reported Detection Limit.
Rec.	Recovery.
RPD	Relative Percent Difference.
SDG	Sample Delivery Group.
(S)	Surrogate (Surrogate Standard) - Analytes added to every blank, sample, Laboratory Control Sample/Duplicate and Matrix Spike/Duplicate; used to evaluate analytical efficiency by measuring recovery. Surrogates are not expected to be detected in all environmental media.
U	Not detected at the Reporting Limit (or MDL where applicable).
Analyte	The name of the particular compound or analysis performed. Some Analyses and Methods will have multiple analytes reported.
Dilution	If the sample matrix contains an interfering material, or if concentrations of analytes in the sample are higher than the highest limit of concentration that the laboratory can accurately report, the sample may be diluted for analysis. If a value different than 1 is used in this field, the result reported has already been corrected for this factor.
Limits	These are the target % recovery ranges or % difference value that the laboratory has historically determined as normal for the method and analyte being reported. Successful QC Sample analysis will target all analytes recovered or duplicated within these ranges.
Qualifier	This column provides a letter and/or number designation that corresponds to additional information concerning the result reported. If a Qualifier is present, a definition per Qualifier is provided within the Glossary and Definitions page and potentially a discussion of possible implications of the Qualifier in the Case Narrative if applicable.
Result	The actual analytical final result (corrected for any sample specific characteristics) reported for your sample. If there was no measurable result returned for a specific analyte, the result in this column may state "ND" (Not Detected) or "BDL" (Below Detectable Levels). The information in the results column should always be accompanied by either an MDL (Method Detection Limit) or RDL (Reporting Detection Limit) that defines the lowest value that the laboratory could detect or report for this analyte.
Case Narrative (Cn)	A brief discussion about the included sample results, including a discussion of any non-conformances to protocol observed either at sample receipt by the laboratory from the field or during the analytical process. If present, there will be a section in the Case Narrative to discuss the meaning of any data qualifiers used in the report.
Quality Control Summary (Qc)	This section of the report includes the results of the laboratory quality control analyses required by procedure or analytical methods to assist in evaluating the validity of the results reported for your samples. These analyses are not being performed on your samples typically, but on laboratory generated material.
Sample Chain of Custody (Sc)	This is the document created in the field when your samples were initially collected. This is used to verify the time and date of collection, the person collecting the samples, and the analyses that the laboratory is requested to perform. This chain of custody also documents all persons (excluding commercial shippers) that have had control or possession of the samples from the time of collection until delivery to the laboratory for analysis.
Sample Results (Sr)	This section of your report will provide the results of all testing performed on your samples. These results are provided by sample ID and are separated by the analyses performed on each sample. The header line of each analysis section for each sample will provide the name and method number for the analysis reported.
Sample Summary (Ss)	This section of the Analytical Report defines the specific analyses performed for each sample ID, including the dates and times of preparation and/or analysis.

- 1 Cp
- 2 Tc
- 3 Ss
- 4 Cn
- 5 Sr
- 6 Qc
- 7 Gl
- 8 Al
- 9 Sc

Qualifier Description

The remainder of this page intentionally left blank, there are no qualifiers applied to this SDG.



ESC Lab Sciences is the only environmental laboratory accredited/certified to support your work nationwide from one location. One phone call, one point of contact, one laboratory. No other lab is as accessible or prepared to handle your needs throughout the country. Our capacity and capability from our single location laboratory is comparable to the collective totals of the network laboratories in our industry. The most significant benefit to our one location design is the design of our laboratory campus. The model is conducive to accelerated productivity, decreasing turn-around time, and preventing cross contamination, thus protecting sample integrity. Our focus on premium quality and prompt service allows us to be YOUR LAB OF CHOICE.
 * Not all certifications held by the laboratory are applicable to the results reported in the attached report.

State Accreditations

Alabama	40660	Nevada	TN-03-2002-34
Alaska	UST-080	New Hampshire	2975
Arizona	AZ0612	New Jersey-NELAP	TN002
Arkansas	88-0469	New Mexico	TN00003
California	01157CA	New York	11742
Colorado	TN00003	North Carolina	Env375
Connecticut	PH-0197	North Carolina ¹	DW21704
Florida	E87487	North Carolina ²	41
Georgia	NELAP	North Dakota	R-140
Georgia ¹	923	Ohio-VAP	CL0069
Idaho	TN00003	Oklahoma	9915
Illinois	200008	Oregon	TN200002
Indiana	C-TN-01	Pennsylvania	68-02979
Iowa	364	Rhode Island	221
Kansas	E-10277	South Carolina	84004
Kentucky ¹	90010	South Dakota	n/a
Kentucky ²	16	Tennessee ^{1,4}	2006
Louisiana	AI30792	Texas	T 104704245-07-TX
Maine	TN0002	Texas ⁵	LAB0152
Maryland	324	Utah	6157585858
Massachusetts	M-TN003	Vermont	VT2006
Michigan	9958	Virginia	109
Minnesota	047-999-395	Washington	C1915
Mississippi	TN00003	West Virginia	233
Missouri	340	Wisconsin	9980939910
Montana	CERT0086	Wyoming	A2LA
Nebraska	NE-OS-15-05		

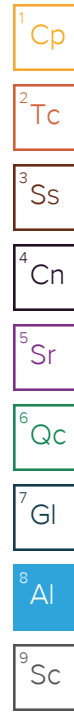
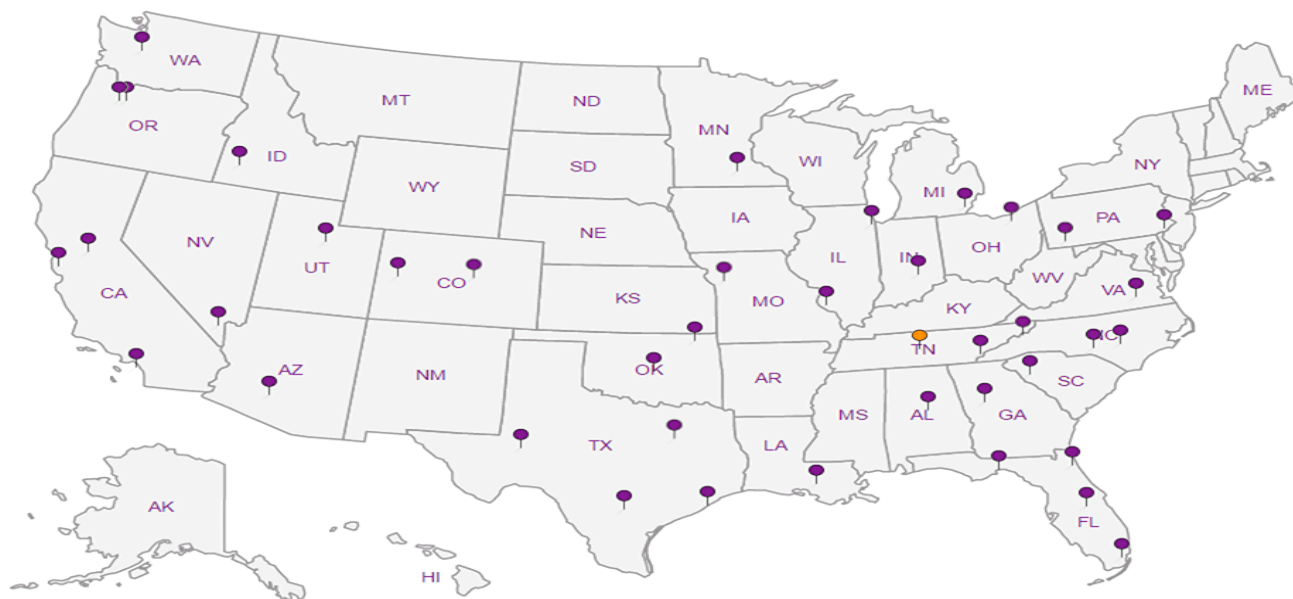
Third Party Federal Accreditations

A2LA – ISO 17025	1461.01	AIHA-LAP,LLC	100789
A2LA – ISO 17025 ⁵	1461.02	DOD	1461.01
Canada	1461.01	USDA	S-67674
EPA-Crypto	TN00003		

¹ Drinking Water ² Underground Storage Tanks ³ Aquatic Toxicity ⁴ Chemical/Microbiological ⁵ Mold n/a Accreditation not applicable

Our Locations

ESC Lab Sciences has sixty-four client support centers that provide sample pickup and/or the delivery of sampling supplies. If you would like assistance from one of our support offices, please contact our main office. ESC Lab Sciences performs all testing at our central laboratory.



CH2M Hill- Kinder Morgan- Atlanta, GA
 6600 Peachtree Dunwoody Road

Billing Information:
 Accounts Payable
 1000 Windward Concourse
 Ste 450
 Alpharetta, GA 30005

Analysis / Container / Preservative

Chain of Custody Page 1 of 2

Report to: **Bethany Garvey**
 Phone: 770-604-9182
 Fax:

Email To: bgarvey@ch2m.com;
 tom.wiley@ch2m.com; scott.powell@ch2m.com;

Project Description: **Lewis Drive Surface Water**
 City/State Collected: **BELTON, SC**

Client Project # **699858.LD.MR.SW**
 Lab Project # **KINCH2MGA-LEWIS**

Collected by (print): **MEUSSA WARREN**
 Site/Facility ID # **LEWIS DRIVE**

Collected by (signature): *Meussa Warren*
 Rush? (Lab MUST Be Notified)
 Same Day Five Day
 Next Day 5 Day (Rad Only)
 Two Day 10 Day (Rad Only)
 Three Day

Sample ID	Comp/Grab	Matrix *	Depth	Date	Time	No. of Cntrs	Analysis	Container	Preservative
SW14-020618	62AB	GW	N/A	02/06/18	1335	3	X		
SW11-020618		GW			1440	3	X		
SW10-020618		GW			1445	3	X		
FP01-020618		GW			1455	3	X		
FP02-020618		GW			1500	3	X		
SW09-020618		GW			1505	3	X		
SW08-020618		GW			1510	3	X		
SW13-020618		GW			1515	3	X		
FP03-020618		GW			1520	3	X		
SW04-020618		GW			1525	3	X		

Sample ID	Comp/Grab	Matrix *	Depth	Date	Time	No. of Cntrs	Analysis	Container	Preservative
SW14-020618	62AB	GW	N/A	02/06/18	1335	3	X		
SW11-020618		GW			1440	3	X		
SW10-020618		GW			1445	3	X		
FP01-020618		GW			1455	3	X		
FP02-020618		GW			1500	3	X		
SW09-020618		GW			1505	3	X		
SW08-020618		GW			1510	3	X		
SW13-020618		GW			1515	3	X		
FP03-020618		GW			1520	3	X		
SW04-020618		GW			1525	3	X		

* Matrix: SS - Soil AIR - Air F - Filter
 GW - Groundwater B - Bioassay
 WW - Waste Water
 DW - Drinking Water
 OT - Other

Remarks:

Sample returned via: UPS FedEx Courier

Tracking # **4269 9202 9234**

Relinquished by: (Signature) *Meussa Warren* Date: **02/06/18** Time: **1730**

Received by: (Signature) Trip Blank Received: Yes/No
 NCL / MeOH TBR

Relinquished by: (Signature) Date: Time: Received by: (Signature) Temp: **1.8** °C Bottles Received: **48 XV-P**

Relinquished by: (Signature) Date: Time: Received for lab by: (Signature) Date: **2/7/18** Time: **0845** Hold: Condition: **NCF 16**

ESC
 A B SCIENCES
 a subsidiary of Fluor

12065 Lebanon Rd
 Mount Juliet, TN 37122
 Phone: 615-758-5858
 Phone: 800-767-5859
 Fax: 615-758-5859

QR Code

L# **968401**
 Tab **C063**

Acctnum: **KINCH2MGA**
 Template: **T132193**
 Prelogin: **P637823**
 TSR: **526 - Chris McCord**
 PB: **1-30-186**

Shipped Via: **FedEx Ground**

Remarks	Sample # (lab only)
	-01
	-02
	-03
	-04
	-05
	-06
	-07
	-08
	-09
	-10

Sample Receipt Checklist

COC Seal Present/Intact: NP N

COC Signed/Accurate: N

Bottles arrive intact: N






Correct bottles used: N

Sufficient volume sent: N

If Applicable

VOA Zero Headspace: N

Preservation Correct/Checked: Y N

CH2M Hill- Kinder Morgan- Atlanta, GA 6600 Peachtree Dunwoody Road		Billing Information: Accounts Payable 1000 Windward Concourse Ste 450 Alpharetta, GA 30005		Pres Chk <input checked="" type="checkbox"/> <input checked="" type="checkbox"/> <input checked="" type="checkbox"/> <input checked="" type="checkbox"/> <input checked="" type="checkbox"/> <input checked="" type="checkbox"/> <input checked="" type="checkbox"/>		Analysis / Container / Preservative <input checked="" type="checkbox"/> <input checked="" type="checkbox"/> <input checked="" type="checkbox"/> <input checked="" type="checkbox"/> <input checked="" type="checkbox"/> <input checked="" type="checkbox"/> <input checked="" type="checkbox"/>		Chain of Custody Page 2 of 2  L.A.B. S.C.I.E.N.C.E.S. a subsidiary of <i>Accumax</i> 12065 Lebanon Rd Mount Juliet, TN 37122 Phone: 615-758-5858 Phone: 800-767-5859 Fax: 615-758-5859 						
Report to: Bethany Garvey		Email To: bgarvey@ch2m.com; tom.wiley@ch2m.com; scott.powell@ch2m.com;		Project Description: Lewis Drive Surface Water		City/State Collected: BELTON, SC		Lab Project # KINCH2MGA-LEWIS						
Phone: 770-604-9182 Fax:		Client Project # 699858.LD.MR.SW		P.O. #		Quote #		L# 968401						
Collected by (print): MEUSSA WARREN		Site/Facility ID # LEWIS DRIVES		Rush? (Lab MUST Be Notified) <input type="checkbox"/> Same Day <input type="checkbox"/> Five Day <input type="checkbox"/> Next Day <input type="checkbox"/> 5 Day (Rad Only) <input type="checkbox"/> Two Day <input type="checkbox"/> 10 Day (Rad Only) <input type="checkbox"/> Three Day		Date Results Needed		Table #						
Collected by (signature): 		Immediately Packed on Ice N <input checked="" type="checkbox"/> Y <input type="checkbox"/>		No. of Cntrs		Acctnum: KINCH2MGA Template: T132193 Prelogin: P637823 TSR: 526 - Chris McCord PB: 1-18-306		Shipped Via: FedEX Ground						
Sample ID	Comp/Grab	Matrix *	Depth	Date	Time	No. of Cntrs	V8260BTEXMNSC 40m/Amb-HCl	V8260BTEXMNSC-TB 40m/Amb-HCl-Bik	BTEX	MTBE	NAPHTHALENE	TCL VOCs	Remarks	Sample # (lab only)
SW02-020618	GRAB	GW	N/A	02/06/18	1527	3	X		X	X	X			-11
SW01-020618	↓	GW	↓	↓	1530	3	X		X	X	X			-12
SW07-020618	↓	GW	↓	↓	1535	3	X		X	X	X			-13
TB01-020618	↓	GW	↓	↓	1550	1		X				X		-14
SW12-020618	↓	GW	↓	↓	1540	3	X		X	X	X			-15
SW03-020618	↓	GW	↓	↓	1545	3	X		X	X	X			-16
SW05-020618	↓	GW	↓	↓	1620	3	X		X	X	X			-17
* Matrix: SS - Soil AIR - Air F - Filter GW - Groundwater B - Bioassay WW - WasteWater DW - Drinking Water OT - Other		Remarks: Samples returned via: <input type="checkbox"/> UPS <input checked="" type="checkbox"/> FedEx <input type="checkbox"/> Courier		Tracking # 4219 9202 9234		pH _____ Temp _____ Flow <input checked="" type="checkbox"/> Other _____		Sample Receipt Checklist COC Seal Present/Intact: <input type="checkbox"/> NP <input type="checkbox"/> Y <input type="checkbox"/> N COC Signed/Accurate: <input checked="" type="checkbox"/> Y <input type="checkbox"/> N Bottles arrive intact: <input checked="" type="checkbox"/> Y <input type="checkbox"/> N Correct bottles used: <input checked="" type="checkbox"/> Y <input type="checkbox"/> N Sufficient volume sent: <input checked="" type="checkbox"/> Y <input type="checkbox"/> N If Applicable VOA Zero Headspace: <input checked="" type="checkbox"/> Y <input type="checkbox"/> N Preservation Correct/Checked: <input checked="" type="checkbox"/> Y <input type="checkbox"/> N						
Relinquished by: (Signature) 		Date: 02/06/18 Time: 1730		Received by: (Signature) 		Trip Blank Received: Yes/No <input checked="" type="checkbox"/> HCL / MeoH <input type="checkbox"/> TBR		Temp: 1.8°C Bottles Received: 48XV-P		If preservation required by Login: Date/Time				
Relinquished by: (Signature)		Date: Time:		Received by lab by: (Signature)		Date: 2/7/18 Time: 0845		Hold:		Condition: NCF <input checked="" type="checkbox"/> OK				

February 14, 2018

CH2M Hill- Kinder Morgan- Atlanta, GA

Sample Delivery Group: L968338
Samples Received: 02/07/2018
Project Number: 699858.LD.MR.GW
Description: Lewis Drive Groundwater
Site: LEWIS DRIVE
Report To: Bethany Garvey
6600 Peachtree Dunwoody Road
400 Embassy Row - Suite 600
Atlanta, GA 30328

Entire Report Reviewed By:

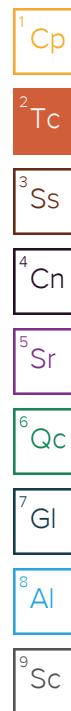


Chris McCord
Technical Service Representative

Results relate only to the items tested or calibrated and are reported as rounded values. This test report shall not be reproduced, except in full, without written approval of the laboratory. Where applicable, sampling conducted by ESC is performed per guidance provided in laboratory standard operating procedures: 060302, 060303, and 060304.



Cp: Cover Page	1
Tc: Table of Contents	2
Ss: Sample Summary	3
Cn: Case Narrative	6
Sr: Sample Results	7
MW-29-020618 L968338-01	7
MW-26-020618 L968338-02	8
MW-23-020618 L968338-03	9
MW-43-020618 L968338-04	10
MW-38-020618 L968338-05	11
MW-34-020618 L968338-06	12
MW-39-020618 L968338-07	13
MW-40-020618 L968338-08	14
MW-41-020618 L968338-09	15
MW-25-020618 L968338-10	16
MW-35-020618 L968338-11	17
MW-28-020618 L968338-12	18
MW-31-020618 L968338-13	19
MW-10-020618 L968338-14	20
MW-10-D-020618 L968338-15	21
MW-03-020618 L968338-16	22
MW-02-020618 L968338-17	23
MW-05-020618 L968338-18	24
FB01-020618 L968338-19	25
MW-30-020618 L968338-20	26
TB01-020618 L968338-21	27
Qc: Quality Control Summary	28
Volatile Organic Compounds (GC/MS) by Method 8260B	28
Gl: Glossary of Terms	32
Al: Accreditations & Locations	33
Sc: Sample Chain of Custody	34



SAMPLE SUMMARY



MW-29-020618 L968338-01 GW

Collected by
Melissa Warren

Collected date/time
02/06/18 08:05

Received date/time
02/07/18 08:45

Method	Batch	Dilution	Preparation date/time	Analysis date/time	Analyst
Volatile Organic Compounds (GC/MS) by Method 8260B	WG1071136	1	02/10/18 21:21	02/10/18 21:21	BMB

1 Cp

2 Tc

3 Ss

MW-26-020618 L968338-02 GW

Collected by
Melissa Warren

Collected date/time
02/06/18 08:15

Received date/time
02/07/18 08:45

Method	Batch	Dilution	Preparation date/time	Analysis date/time	Analyst
Volatile Organic Compounds (GC/MS) by Method 8260B	WG1071136	1	02/10/18 21:41	02/10/18 21:41	BMB

4 Cn

5 Sr

MW-23-020618 L968338-03 GW

Collected by
Melissa Warren

Collected date/time
02/06/18 08:25

Received date/time
02/07/18 08:45

Method	Batch	Dilution	Preparation date/time	Analysis date/time	Analyst
Volatile Organic Compounds (GC/MS) by Method 8260B	WG1071136	1	02/13/18 11:43	02/13/18 11:43	JAH

6 Qc

7 Gl

MW-43-020618 L968338-04 GW

Collected by
Melissa Warren

Collected date/time
02/06/18 09:00

Received date/time
02/07/18 08:45

Method	Batch	Dilution	Preparation date/time	Analysis date/time	Analyst
Volatile Organic Compounds (GC/MS) by Method 8260B	WG1071136	1	02/10/18 22:20	02/10/18 22:20	BMB

8 Al

9 Sc

MW-38-020618 L968338-05 GW

Collected by
Melissa Warren

Collected date/time
02/06/18 09:10

Received date/time
02/07/18 08:45

Method	Batch	Dilution	Preparation date/time	Analysis date/time	Analyst
Volatile Organic Compounds (GC/MS) by Method 8260B	WG1071136	5	02/10/18 22:39	02/10/18 22:39	BMB

MW-34-020618 L968338-06 GW

Collected by
Melissa Warren

Collected date/time
02/06/18 09:20

Received date/time
02/07/18 08:45

Method	Batch	Dilution	Preparation date/time	Analysis date/time	Analyst
Volatile Organic Compounds (GC/MS) by Method 8260B	WG1071136	10	02/10/18 22:59	02/10/18 22:59	BMB

MW-39-020618 L968338-07 GW

Collected by
Melissa Warren

Collected date/time
02/06/18 09:30

Received date/time
02/07/18 08:45

Method	Batch	Dilution	Preparation date/time	Analysis date/time	Analyst
Volatile Organic Compounds (GC/MS) by Method 8260B	WG1071136	5	02/10/18 23:19	02/10/18 23:19	BMB

MW-40-020618 L968338-08 GW

Collected by
Melissa Warren

Collected date/time
02/06/18 09:35

Received date/time
02/07/18 08:45

Method	Batch	Dilution	Preparation date/time	Analysis date/time	Analyst
Volatile Organic Compounds (GC/MS) by Method 8260B	WG1071136	200	02/10/18 23:38	02/10/18 23:38	BMB

SAMPLE SUMMARY



MW-41-020618 L968338-09 GW

Collected by
Melissa Warren

Collected date/time
02/06/18 09:45

Received date/time
02/07/18 08:45

Method	Batch	Dilution	Preparation date/time	Analysis date/time	Analyst
Volatile Organic Compounds (GC/MS) by Method 8260B	WG1071136	1	02/10/18 23:58	02/10/18 23:58	BMB

1 Cp

2 Tc

3 Ss

MW-25-020618 L968338-10 GW

Collected by
Melissa Warren

Collected date/time
02/06/18 09:55

Received date/time
02/07/18 08:45

Method	Batch	Dilution	Preparation date/time	Analysis date/time	Analyst
Volatile Organic Compounds (GC/MS) by Method 8260B	WG1071136	1	02/11/18 00:17	02/11/18 00:17	BMB

4 Cn

5 Sr

MW-35-020618 L968338-11 GW

Collected by
Melissa Warren

Collected date/time
02/06/18 10:05

Received date/time
02/07/18 08:45

Method	Batch	Dilution	Preparation date/time	Analysis date/time	Analyst
Volatile Organic Compounds (GC/MS) by Method 8260B	WG1071136	1	02/11/18 00:37	02/11/18 00:37	BMB

6 Qc

7 Gl

MW-28-020618 L968338-12 GW

Collected by
Melissa Warren

Collected date/time
02/06/18 10:15

Received date/time
02/07/18 08:45

Method	Batch	Dilution	Preparation date/time	Analysis date/time	Analyst
Volatile Organic Compounds (GC/MS) by Method 8260B	WG1071136	1	02/13/18 12:02	02/13/18 12:02	JAH

8 Al

9 Sc

MW-31-020618 L968338-13 GW

Collected by
Melissa Warren

Collected date/time
02/06/18 10:45

Received date/time
02/07/18 08:45

Method	Batch	Dilution	Preparation date/time	Analysis date/time	Analyst
Volatile Organic Compounds (GC/MS) by Method 8260B	WG1071136	1	02/11/18 01:16	02/11/18 01:16	BMB

MW-10-020618 L968338-14 GW

Collected by
Melissa Warren

Collected date/time
02/06/18 11:05

Received date/time
02/07/18 08:45

Method	Batch	Dilution	Preparation date/time	Analysis date/time	Analyst
Volatile Organic Compounds (GC/MS) by Method 8260B	WG1071136	1	02/11/18 01:36	02/11/18 01:36	BMB

MW-10-D-020618 L968338-15 GW

Collected by
Melissa Warren

Collected date/time
02/06/18 11:10

Received date/time
02/07/18 08:45

Method	Batch	Dilution	Preparation date/time	Analysis date/time	Analyst
Volatile Organic Compounds (GC/MS) by Method 8260B	WG1071136	1	02/11/18 01:55	02/11/18 01:55	BMB

MW-03-020618 L968338-16 GW

Collected by
Melissa Warren

Collected date/time
02/06/18 11:20

Received date/time
02/07/18 08:45

Method	Batch	Dilution	Preparation date/time	Analysis date/time	Analyst
Volatile Organic Compounds (GC/MS) by Method 8260B	WG1071136	1	02/11/18 02:15	02/11/18 02:15	BMB

SAMPLE SUMMARY



MW-02-020618 L968338-17 GW

Collected by: Melissa Warren
 Collected date/time: 02/06/18 11:30
 Received date/time: 02/07/18 08:45

Method	Batch	Dilution	Preparation date/time	Analysis date/time	Analyst
Volatile Organic Compounds (GC/MS) by Method 8260B	WG1071136	1	02/13/18 12:21	02/13/18 12:21	JAH

1 Cp

2 Tc

3 Ss

MW-05-020618 L968338-18 GW

Collected by: Melissa Warren
 Collected date/time: 02/06/18 11:40
 Received date/time: 02/07/18 08:45

Method	Batch	Dilution	Preparation date/time	Analysis date/time	Analyst
Volatile Organic Compounds (GC/MS) by Method 8260B	WG1071136	1	02/11/18 02:54	02/11/18 02:54	BMB

4 Cn

5 Sr

FB01-020618 L968338-19 GW

Collected by: Melissa Warren
 Collected date/time: 02/06/18 11:50
 Received date/time: 02/07/18 08:45

Method	Batch	Dilution	Preparation date/time	Analysis date/time	Analyst
Volatile Organic Compounds (GC/MS) by Method 8260B	WG1071136	1	02/11/18 03:13	02/11/18 03:13	BMB

6 Qc

7 Gl

8 Al

MW-30-020618 L968338-20 GW

Collected by: Melissa Warren
 Collected date/time: 02/06/18 12:00
 Received date/time: 02/07/18 08:45

Method	Batch	Dilution	Preparation date/time	Analysis date/time	Analyst
Volatile Organic Compounds (GC/MS) by Method 8260B	WG1071136	1	02/11/18 03:33	02/11/18 03:33	BMB

9 Sc

TB01-020618 L968338-21 GW

Collected by: Melissa Warren
 Collected date/time: 02/06/18 11:52
 Received date/time: 02/07/18 08:45

Method	Batch	Dilution	Preparation date/time	Analysis date/time	Analyst
Volatile Organic Compounds (GC/MS) by Method 8260B	WG1071291	1	02/08/18 11:01	02/08/18 11:01	BMB



All sample aliquots were received at the correct temperature, in the proper containers, with the appropriate preservatives, and within method specified holding times, unless qualified or notated within the report. Where applicable, all MDL (LOD) and RDL (LOQ) values reported for environmental samples have been corrected for the dilution factor used in the analysis. All radiochemical sample results for solids are reported on a dry weight basis with the exception of tritium, carbon-14 and radon, unless wet weight was requested by the client. All Method and Batch Quality Control are within established criteria except where addressed in this case narrative, a non-conformance form or properly qualified within the sample results. By my digital signature below, I affirm to the best of my knowledge, all problems/anomalies observed by the laboratory as having the potential to affect the quality of the data have been identified by the laboratory, and no information or data have been knowingly withheld that would affect the quality of the data.

Chris McCord
Technical Service Representative

¹ Cp

² Tc

³ Ss

⁴ Cn

⁵ Sr

⁶ Qc

⁷ Gl

⁸ Al

⁹ Sc



Volatile Organic Compounds (GC/MS) by Method 8260B

Analyte	Result	Qualifier	RDL	Dilution	Analysis	Batch
	ug/l		ug/l		date / time	
Benzene	ND		1.00	1	02/10/2018 21:21	WG1071136
Toluene	ND		1.00	1	02/10/2018 21:21	WG1071136
Ethylbenzene	ND		1.00	1	02/10/2018 21:21	WG1071136
Total Xylenes	ND		3.00	1	02/10/2018 21:21	WG1071136
Methyl tert-butyl ether	ND		1.00	1	02/10/2018 21:21	WG1071136
Naphthalene	ND		5.00	1	02/10/2018 21:21	WG1071136
1,2-Dichloroethane	ND		1.00	1	02/10/2018 21:21	WG1071136
(S) Toluene-d8	105		80.0-120		02/10/2018 21:21	WG1071136
(S) Dibromofluoromethane	97.8		76.0-123		02/10/2018 21:21	WG1071136
(S) 4-Bromofluorobenzene	97.5		80.0-120		02/10/2018 21:21	WG1071136

- 1 Cp
- 2 Tc
- 3 Ss
- 4 Cn
- 5 Sr
- 6 Qc
- 7 Gl
- 8 Al
- 9 Sc



Volatile Organic Compounds (GC/MS) by Method 8260B

Analyte	Result	Qualifier	RDL	Dilution	Analysis	Batch
	ug/l		ug/l		date / time	
Benzene	ND		1.00	1	02/10/2018 21:41	WG1071136
Toluene	ND		1.00	1	02/10/2018 21:41	WG1071136
Ethylbenzene	ND		1.00	1	02/10/2018 21:41	WG1071136
Total Xylenes	ND		3.00	1	02/10/2018 21:41	WG1071136
Methyl tert-butyl ether	ND		1.00	1	02/10/2018 21:41	WG1071136
Naphthalene	ND		5.00	1	02/10/2018 21:41	WG1071136
1,2-Dichloroethane	ND		1.00	1	02/10/2018 21:41	WG1071136
(S) Toluene-d8	107		80.0-120		02/10/2018 21:41	WG1071136
(S) Dibromofluoromethane	97.5		76.0-123		02/10/2018 21:41	WG1071136
(S) 4-Bromofluorobenzene	98.6		80.0-120		02/10/2018 21:41	WG1071136

- 1 Cp
- 2 Tc
- 3 Ss
- 4 Cn
- 5 Sr
- 6 Qc
- 7 Gl
- 8 Al
- 9 Sc



Volatile Organic Compounds (GC/MS) by Method 8260B

Analyte	Result	Qualifier	RDL	Dilution	Analysis	Batch
	ug/l		ug/l		date / time	
Benzene	1.10		1.00	1	02/13/2018 11:43	WG1071136
Toluene	ND		1.00	1	02/13/2018 11:43	WG1071136
Ethylbenzene	ND		1.00	1	02/13/2018 11:43	WG1071136
Total Xylenes	ND		3.00	1	02/13/2018 11:43	WG1071136
Methyl tert-butyl ether	33.8		1.00	1	02/13/2018 11:43	WG1071136
Naphthalene	ND		5.00	1	02/13/2018 11:43	WG1071136
1,2-Dichloroethane	ND		1.00	1	02/13/2018 11:43	WG1071136
(S) Toluene-d8	98.0		80.0-120		02/13/2018 11:43	WG1071136
(S) Dibromofluoromethane	98.5		76.0-123		02/13/2018 11:43	WG1071136
(S) 4-Bromofluorobenzene	99.7		80.0-120		02/13/2018 11:43	WG1071136

- 1 Cp
- 2 Tc
- 3 Ss
- 4 Cn
- 5 Sr
- 6 Qc
- 7 Gl
- 8 Al
- 9 Sc



Volatile Organic Compounds (GC/MS) by Method 8260B

Analyte	Result	Qualifier	RDL	Dilution	Analysis	Batch
	ug/l		ug/l		date / time	
Benzene	ND		1.00	1	02/10/2018 22:20	WG1071136
Toluene	ND		1.00	1	02/10/2018 22:20	WG1071136
Ethylbenzene	ND		1.00	1	02/10/2018 22:20	WG1071136
Total Xylenes	ND		3.00	1	02/10/2018 22:20	WG1071136
Methyl tert-butyl ether	ND		1.00	1	02/10/2018 22:20	WG1071136
Naphthalene	ND		5.00	1	02/10/2018 22:20	WG1071136
1,2-Dichloroethane	ND		1.00	1	02/10/2018 22:20	WG1071136
(S) Toluene-d8	106		80.0-120		02/10/2018 22:20	WG1071136
(S) Dibromofluoromethane	99.0		76.0-123		02/10/2018 22:20	WG1071136
(S) 4-Bromofluorobenzene	97.6		80.0-120		02/10/2018 22:20	WG1071136

- 1 Cp
- 2 Tc
- 3 Ss
- 4 Cn
- 5 Sr
- 6 Qc
- 7 Gl
- 8 Al
- 9 Sc



Volatile Organic Compounds (GC/MS) by Method 8260B

Analyte	Result	Qualifier	RDL	Dilution	Analysis	Batch
	ug/l		ug/l		date / time	
Benzene	389		5.00	5	02/10/2018 22:39	WG1071136
Toluene	ND		5.00	5	02/10/2018 22:39	WG1071136
Ethylbenzene	ND		5.00	5	02/10/2018 22:39	WG1071136
Total Xylenes	208		15.0	5	02/10/2018 22:39	WG1071136
Methyl tert-butyl ether	48.8		5.00	5	02/10/2018 22:39	WG1071136
Naphthalene	ND		25.0	5	02/10/2018 22:39	WG1071136
1,2-Dichloroethane	ND		5.00	5	02/10/2018 22:39	WG1071136
(S) Toluene-d8	107		80.0-120		02/10/2018 22:39	WG1071136
(S) Dibromofluoromethane	97.9		76.0-123		02/10/2018 22:39	WG1071136
(S) 4-Bromofluorobenzene	98.8		80.0-120		02/10/2018 22:39	WG1071136

- 1 Cp
- 2 Tc
- 3 Ss
- 4 Cn
- 5 Sr
- 6 Qc
- 7 Gl
- 8 Al
- 9 Sc



Volatile Organic Compounds (GC/MS) by Method 8260B

Analyte	Result	Qualifier	RDL	Dilution	Analysis	Batch
	ug/l		ug/l		date / time	
Benzene	249		10.0	10	02/10/2018 22:59	WG1071136
Toluene	19.2		10.0	10	02/10/2018 22:59	WG1071136
Ethylbenzene	ND		10.0	10	02/10/2018 22:59	WG1071136
Total Xylenes	88.3		30.0	10	02/10/2018 22:59	WG1071136
Methyl tert-butyl ether	191		10.0	10	02/10/2018 22:59	WG1071136
Naphthalene	ND		50.0	10	02/10/2018 22:59	WG1071136
1,2-Dichloroethane	ND		10.0	10	02/10/2018 22:59	WG1071136
(S) Toluene-d8	107		80.0-120		02/10/2018 22:59	WG1071136
(S) Dibromofluoromethane	97.2		76.0-123		02/10/2018 22:59	WG1071136
(S) 4-Bromofluorobenzene	99.0		80.0-120		02/10/2018 22:59	WG1071136

- 1 Cp
- 2 Tc
- 3 Ss
- 4 Cn
- 5 Sr
- 6 Qc
- 7 Gl
- 8 Al
- 9 Sc



Volatile Organic Compounds (GC/MS) by Method 8260B

Analyte	Result	Qualifier	RDL	Dilution	Analysis	Batch
	ug/l		ug/l		date / time	
Benzene	46.9		5.00	5	02/10/2018 23:19	WG1071136
Toluene	ND		5.00	5	02/10/2018 23:19	WG1071136
Ethylbenzene	ND		5.00	5	02/10/2018 23:19	WG1071136
Total Xylenes	ND		15.0	5	02/10/2018 23:19	WG1071136
Methyl tert-butyl ether	263		5.00	5	02/10/2018 23:19	WG1071136
Naphthalene	ND		25.0	5	02/10/2018 23:19	WG1071136
1,2-Dichloroethane	ND		5.00	5	02/10/2018 23:19	WG1071136
(S) Toluene-d8	106		80.0-120		02/10/2018 23:19	WG1071136
(S) Dibromofluoromethane	96.7		76.0-123		02/10/2018 23:19	WG1071136
(S) 4-Bromofluorobenzene	99.8		80.0-120		02/10/2018 23:19	WG1071136

1 Cp

2 Tc

3 Ss

4 Cn

5 Sr

6 Qc

7 Gl

8 Al

9 Sc



Volatile Organic Compounds (GC/MS) by Method 8260B

Analyte	Result ug/l	Qualifier	RDL ug/l	Dilution	Analysis date / time	Batch
Benzene	11100		200	200	02/10/2018 23:38	WG1071136
Toluene	20300		200	200	02/10/2018 23:38	WG1071136
Ethylbenzene	777		200	200	02/10/2018 23:38	WG1071136
Total Xylenes	9350		600	200	02/10/2018 23:38	WG1071136
Methyl tert-butyl ether	373		200	200	02/10/2018 23:38	WG1071136
Naphthalene	ND		1000	200	02/10/2018 23:38	WG1071136
1,2-Dichloroethane	ND		200	200	02/10/2018 23:38	WG1071136
(S) Toluene-d8	107		80.0-120		02/10/2018 23:38	WG1071136
(S) Dibromofluoromethane	98.8		76.0-123		02/10/2018 23:38	WG1071136
(S) 4-Bromofluorobenzene	98.6		80.0-120		02/10/2018 23:38	WG1071136

- 1 Cp
- 2 Tc
- 3 Ss
- 4 Cn
- 5 Sr
- 6 Qc
- 7 Gl
- 8 Al
- 9 Sc



Volatile Organic Compounds (GC/MS) by Method 8260B

Analyte	Result	Qualifier	RDL	Dilution	Analysis	Batch
	ug/l		ug/l		date / time	
Benzene	ND		1.00	1	02/10/2018 23:58	WG1071136
Toluene	ND		1.00	1	02/10/2018 23:58	WG1071136
Ethylbenzene	ND		1.00	1	02/10/2018 23:58	WG1071136
Total Xylenes	ND		3.00	1	02/10/2018 23:58	WG1071136
Methyl tert-butyl ether	ND		1.00	1	02/10/2018 23:58	WG1071136
Naphthalene	ND		5.00	1	02/10/2018 23:58	WG1071136
1,2-Dichloroethane	ND		1.00	1	02/10/2018 23:58	WG1071136
(S) Toluene-d8	108		80.0-120		02/10/2018 23:58	WG1071136
(S) Dibromofluoromethane	98.5		76.0-123		02/10/2018 23:58	WG1071136
(S) 4-Bromofluorobenzene	100		80.0-120		02/10/2018 23:58	WG1071136

- 1 Cp
- 2 Tc
- 3 Ss
- 4 Cn
- 5 Sr
- 6 Qc
- 7 Gl
- 8 Al
- 9 Sc



Volatile Organic Compounds (GC/MS) by Method 8260B

Analyte	Result	Qualifier	RDL	Dilution	Analysis	Batch
	ug/l		ug/l		date / time	
Benzene	10.8		1.00	1	02/11/2018 00:17	WG1071136
Toluene	ND		1.00	1	02/11/2018 00:17	WG1071136
Ethylbenzene	ND		1.00	1	02/11/2018 00:17	WG1071136
Total Xylenes	19.3		3.00	1	02/11/2018 00:17	WG1071136
Methyl tert-butyl ether	ND		1.00	1	02/11/2018 00:17	WG1071136
Naphthalene	ND		5.00	1	02/11/2018 00:17	WG1071136
1,2-Dichloroethane	ND		1.00	1	02/11/2018 00:17	WG1071136
(S) Toluene-d8	106		80.0-120		02/11/2018 00:17	WG1071136
(S) Dibromofluoromethane	97.8		76.0-123		02/11/2018 00:17	WG1071136
(S) 4-Bromofluorobenzene	98.8		80.0-120		02/11/2018 00:17	WG1071136

1 Cp

2 Tc

3 Ss

4 Cn

5 Sr

6 Qc

7 Gl

8 Al

9 Sc



Volatile Organic Compounds (GC/MS) by Method 8260B

Analyte	Result	Qualifier	RDL	Dilution	Analysis	Batch
	ug/l		ug/l		date / time	
Benzene	ND		1.00	1	02/11/2018 00:37	WG1071136
Toluene	ND		1.00	1	02/11/2018 00:37	WG1071136
Ethylbenzene	ND		1.00	1	02/11/2018 00:37	WG1071136
Total Xylenes	ND		3.00	1	02/11/2018 00:37	WG1071136
Methyl tert-butyl ether	ND		1.00	1	02/11/2018 00:37	WG1071136
Naphthalene	ND		5.00	1	02/11/2018 00:37	WG1071136
1,2-Dichloroethane	ND		1.00	1	02/11/2018 00:37	WG1071136
(S) Toluene-d8	105		80.0-120		02/11/2018 00:37	WG1071136
(S) Dibromofluoromethane	98.6		76.0-123		02/11/2018 00:37	WG1071136
(S) 4-Bromofluorobenzene	99.9		80.0-120		02/11/2018 00:37	WG1071136

- 1 Cp
- 2 Tc
- 3 Ss
- 4 Cn
- 5 Sr
- 6 Qc
- 7 Gl
- 8 Al
- 9 Sc



Volatile Organic Compounds (GC/MS) by Method 8260B

Analyte	Result	Qualifier	RDL	Dilution	Analysis	Batch
	ug/l		ug/l		date / time	
Benzene	ND		1.00	1	02/13/2018 12:02	WG1071136
Toluene	ND		1.00	1	02/13/2018 12:02	WG1071136
Ethylbenzene	ND		1.00	1	02/13/2018 12:02	WG1071136
Total Xylenes	ND		3.00	1	02/13/2018 12:02	WG1071136
Methyl tert-butyl ether	ND		1.00	1	02/13/2018 12:02	WG1071136
Naphthalene	ND		5.00	1	02/13/2018 12:02	WG1071136
1,2-Dichloroethane	ND		1.00	1	02/13/2018 12:02	WG1071136
(S) Toluene-d8	100		80.0-120		02/13/2018 12:02	WG1071136
(S) Dibromofluoromethane	98.2		76.0-123		02/13/2018 12:02	WG1071136
(S) 4-Bromofluorobenzene	97.8		80.0-120		02/13/2018 12:02	WG1071136

- 1 Cp
- 2 Tc
- 3 Ss
- 4 Cn
- 5 Sr
- 6 Qc
- 7 Gl
- 8 Al
- 9 Sc



Volatile Organic Compounds (GC/MS) by Method 8260B

Analyte	Result	Qualifier	RDL	Dilution	Analysis	Batch
	ug/l		ug/l		date / time	
Benzene	ND		1.00	1	02/11/2018 01:16	WG1071136
Toluene	ND		1.00	1	02/11/2018 01:16	WG1071136
Ethylbenzene	ND		1.00	1	02/11/2018 01:16	WG1071136
Total Xylenes	ND		3.00	1	02/11/2018 01:16	WG1071136
Methyl tert-butyl ether	ND		1.00	1	02/11/2018 01:16	WG1071136
Naphthalene	ND		5.00	1	02/11/2018 01:16	WG1071136
1,2-Dichloroethane	ND		1.00	1	02/11/2018 01:16	WG1071136
(S) Toluene-d8	106		80.0-120		02/11/2018 01:16	WG1071136
(S) Dibromofluoromethane	97.5		76.0-123		02/11/2018 01:16	WG1071136
(S) 4-Bromofluorobenzene	98.3		80.0-120		02/11/2018 01:16	WG1071136

- 1 Cp
- 2 Tc
- 3 Ss
- 4 Cn
- 5 Sr
- 6 Qc
- 7 Gl
- 8 Al
- 9 Sc



Volatile Organic Compounds (GC/MS) by Method 8260B

Analyte	Result	Qualifier	RDL	Dilution	Analysis	Batch
	ug/l		ug/l		date / time	
Benzene	ND		1.00	1	02/11/2018 01:36	WG1071136
Toluene	ND		1.00	1	02/11/2018 01:36	WG1071136
Ethylbenzene	ND		1.00	1	02/11/2018 01:36	WG1071136
Total Xylenes	ND		3.00	1	02/11/2018 01:36	WG1071136
Methyl tert-butyl ether	ND		1.00	1	02/11/2018 01:36	WG1071136
Naphthalene	ND		5.00	1	02/11/2018 01:36	WG1071136
1,2-Dichloroethane	ND		1.00	1	02/11/2018 01:36	WG1071136
(S) Toluene-d8	107		80.0-120		02/11/2018 01:36	WG1071136
(S) Dibromofluoromethane	98.1		76.0-123		02/11/2018 01:36	WG1071136
(S) 4-Bromofluorobenzene	102		80.0-120		02/11/2018 01:36	WG1071136

- 1 Cp
- 2 Tc
- 3 Ss
- 4 Cn
- 5 Sr
- 6 Qc
- 7 Gl
- 8 Al
- 9 Sc



Volatile Organic Compounds (GC/MS) by Method 8260B

Analyte	Result	Qualifier	RDL	Dilution	Analysis	Batch
	ug/l		ug/l		date / time	
Benzene	ND		1.00	1	02/11/2018 01:55	WG1071136
Toluene	ND		1.00	1	02/11/2018 01:55	WG1071136
Ethylbenzene	ND		1.00	1	02/11/2018 01:55	WG1071136
Total Xylenes	ND		3.00	1	02/11/2018 01:55	WG1071136
Methyl tert-butyl ether	ND		1.00	1	02/11/2018 01:55	WG1071136
Naphthalene	ND		5.00	1	02/11/2018 01:55	WG1071136
1,2-Dichloroethane	ND		1.00	1	02/11/2018 01:55	WG1071136
(S) Toluene-d8	105		80.0-120		02/11/2018 01:55	WG1071136
(S) Dibromofluoromethane	97.7		76.0-123		02/11/2018 01:55	WG1071136
(S) 4-Bromofluorobenzene	99.9		80.0-120		02/11/2018 01:55	WG1071136

- 1 Cp
- 2 Tc
- 3 Ss
- 4 Cn
- 5 Sr
- 6 Qc
- 7 Gl
- 8 Al
- 9 Sc



Volatile Organic Compounds (GC/MS) by Method 8260B

Analyte	Result	Qualifier	RDL	Dilution	Analysis	Batch
	ug/l		ug/l		date / time	
Benzene	ND		1.00	1	02/11/2018 02:15	WG1071136
Toluene	ND		1.00	1	02/11/2018 02:15	WG1071136
Ethylbenzene	ND		1.00	1	02/11/2018 02:15	WG1071136
Total Xylenes	ND		3.00	1	02/11/2018 02:15	WG1071136
Methyl tert-butyl ether	ND		1.00	1	02/11/2018 02:15	WG1071136
Naphthalene	ND		5.00	1	02/11/2018 02:15	WG1071136
1,2-Dichloroethane	ND		1.00	1	02/11/2018 02:15	WG1071136
(S) Toluene-d8	108		80.0-120		02/11/2018 02:15	WG1071136
(S) Dibromofluoromethane	98.8		76.0-123		02/11/2018 02:15	WG1071136
(S) 4-Bromofluorobenzene	101		80.0-120		02/11/2018 02:15	WG1071136

1 Cp

2 Tc

3 Ss

4 Cn

5 Sr

6 Qc

7 Gl

8 Al

9 Sc



Volatile Organic Compounds (GC/MS) by Method 8260B

Analyte	Result	Qualifier	RDL	Dilution	Analysis	Batch
	ug/l		ug/l		date / time	
Benzene	30.5		1.00	1	02/13/2018 12:21	WG1071136
Toluene	29.6		1.00	1	02/13/2018 12:21	WG1071136
Ethylbenzene	1.09		1.00	1	02/13/2018 12:21	WG1071136
Total Xylenes	88.3		3.00	1	02/13/2018 12:21	WG1071136
Methyl tert-butyl ether	32.0		1.00	1	02/13/2018 12:21	WG1071136
Naphthalene	ND		5.00	1	02/13/2018 12:21	WG1071136
1,2-Dichloroethane	ND		1.00	1	02/13/2018 12:21	WG1071136
(S) Toluene-d8	98.9		80.0-120		02/13/2018 12:21	WG1071136
(S) Dibromofluoromethane	97.1		76.0-123		02/13/2018 12:21	WG1071136
(S) 4-Bromofluorobenzene	100		80.0-120		02/13/2018 12:21	WG1071136

- 1 Cp
- 2 Tc
- 3 Ss
- 4 Cn
- 5 Sr
- 6 Qc
- 7 Gl
- 8 Al
- 9 Sc



Volatile Organic Compounds (GC/MS) by Method 8260B

Analyte	Result	Qualifier	RDL	Dilution	Analysis	Batch
	ug/l		ug/l		date / time	
Benzene	ND		1.00	1	02/11/2018 02:54	WG1071136
Toluene	ND		1.00	1	02/11/2018 02:54	WG1071136
Ethylbenzene	ND		1.00	1	02/11/2018 02:54	WG1071136
Total Xylenes	ND		3.00	1	02/11/2018 02:54	WG1071136
Methyl tert-butyl ether	ND		1.00	1	02/11/2018 02:54	WG1071136
Naphthalene	ND		5.00	1	02/11/2018 02:54	WG1071136
1,2-Dichloroethane	ND		1.00	1	02/11/2018 02:54	WG1071136
(S) Toluene-d8	109		80.0-120		02/11/2018 02:54	WG1071136
(S) Dibromofluoromethane	96.6		76.0-123		02/11/2018 02:54	WG1071136
(S) 4-Bromofluorobenzene	102		80.0-120		02/11/2018 02:54	WG1071136

- 1 Cp
- 2 Tc
- 3 Ss
- 4 Cn
- 5 Sr
- 6 Qc
- 7 Gl
- 8 Al
- 9 Sc



Volatile Organic Compounds (GC/MS) by Method 8260B

Analyte	Result	Qualifier	RDL	Dilution	Analysis	Batch
	ug/l		ug/l		date / time	
Benzene	ND		1.00	1	02/11/2018 03:13	WG1071136
Toluene	ND		1.00	1	02/11/2018 03:13	WG1071136
Ethylbenzene	ND		1.00	1	02/11/2018 03:13	WG1071136
Total Xylenes	ND		3.00	1	02/11/2018 03:13	WG1071136
Methyl tert-butyl ether	ND		1.00	1	02/11/2018 03:13	WG1071136
Naphthalene	ND		5.00	1	02/11/2018 03:13	WG1071136
1,2-Dichloroethane	ND		1.00	1	02/11/2018 03:13	WG1071136
(S) Toluene-d8	110		80.0-120		02/11/2018 03:13	WG1071136
(S) Dibromofluoromethane	100		76.0-123		02/11/2018 03:13	WG1071136
(S) 4-Bromofluorobenzene	99.2		80.0-120		02/11/2018 03:13	WG1071136

- 1 Cp
- 2 Tc
- 3 Ss
- 4 Cn
- 5 Sr
- 6 Qc
- 7 Gl
- 8 Al
- 9 Sc



Volatile Organic Compounds (GC/MS) by Method 8260B

Analyte	Result	Qualifier	RDL	Dilution	Analysis	Batch
	ug/l		ug/l		date / time	
Benzene	2.20		1.00	1	02/11/2018 03:33	WG1071136
Toluene	1.86		1.00	1	02/11/2018 03:33	WG1071136
Ethylbenzene	ND		1.00	1	02/11/2018 03:33	WG1071136
Total Xylenes	4.10		3.00	1	02/11/2018 03:33	WG1071136
Methyl tert-butyl ether	ND		1.00	1	02/11/2018 03:33	WG1071136
Naphthalene	ND		5.00	1	02/11/2018 03:33	WG1071136
1,2-Dichloroethane	ND		1.00	1	02/11/2018 03:33	WG1071136
(S) Toluene-d8	108		80.0-120		02/11/2018 03:33	WG1071136
(S) Dibromofluoromethane	98.5		76.0-123		02/11/2018 03:33	WG1071136
(S) 4-Bromofluorobenzene	101		80.0-120		02/11/2018 03:33	WG1071136

- 1 Cp
- 2 Tc
- 3 Ss
- 4 Cn
- 5 Sr
- 6 Qc
- 7 Gl
- 8 Al
- 9 Sc



Volatile Organic Compounds (GC/MS) by Method 8260B

Analyte	Result	Qualifier	RDL	Dilution	Analysis	Batch
	ug/l		ug/l		date / time	
Acetone	ND		50.0	1	02/08/2018 11:01	WG1071291
Benzene	ND		1.00	1	02/08/2018 11:01	WG1071291
Bromodichloromethane	ND		1.00	1	02/08/2018 11:01	WG1071291
Bromoform	ND		1.00	1	02/08/2018 11:01	WG1071291
Bromomethane	ND		5.00	1	02/08/2018 11:01	WG1071291
Carbon disulfide	ND		1.00	1	02/08/2018 11:01	WG1071291
Carbon tetrachloride	ND		1.00	1	02/08/2018 11:01	WG1071291
Chlorobenzene	ND		1.00	1	02/08/2018 11:01	WG1071291
Chlorodibromomethane	ND		1.00	1	02/08/2018 11:01	WG1071291
Chloroethane	ND		5.00	1	02/08/2018 11:01	WG1071291
Chloroform	ND		5.00	1	02/08/2018 11:01	WG1071291
Chloromethane	ND		2.50	1	02/08/2018 11:01	WG1071291
1,2-Dibromo-3-Chloropropane	ND		5.00	1	02/08/2018 11:01	WG1071291
1,2-Dibromoethane	ND		1.00	1	02/08/2018 11:01	WG1071291
1,2-Dichlorobenzene	ND		1.00	1	02/08/2018 11:01	WG1071291
1,3-Dichlorobenzene	ND		1.00	1	02/08/2018 11:01	WG1071291
1,4-Dichlorobenzene	ND		1.00	1	02/08/2018 11:01	WG1071291
1,1-Dichloroethane	ND		1.00	1	02/08/2018 11:01	WG1071291
1,2-Dichloroethane	ND		1.00	1	02/08/2018 11:01	WG1071291
1,1-Dichloroethene	ND		1.00	1	02/08/2018 11:01	WG1071291
cis-1,2-Dichloroethene	ND		1.00	1	02/08/2018 11:01	WG1071291
trans-1,2-Dichloroethene	ND		1.00	1	02/08/2018 11:01	WG1071291
1,2-Dichloropropane	ND		1.00	1	02/08/2018 11:01	WG1071291
cis-1,3-Dichloropropene	ND		1.00	1	02/08/2018 11:01	WG1071291
trans-1,3-Dichloropropene	ND		1.00	1	02/08/2018 11:01	WG1071291
Di-isopropyl ether	ND		1.00	1	02/08/2018 11:01	WG1071291
Ethylbenzene	ND		1.00	1	02/08/2018 11:01	WG1071291
2-Butanone (MEK)	ND		10.0	1	02/08/2018 11:01	WG1071291
2-Hexanone	ND		10.0	1	02/08/2018 11:01	WG1071291
Methylene Chloride	ND		5.00	1	02/08/2018 11:01	WG1071291
4-Methyl-2-pentanone (MIBK)	ND		10.0	1	02/08/2018 11:01	WG1071291
Methyl tert-butyl ether	ND		1.00	1	02/08/2018 11:01	WG1071291
Naphthalene	ND		5.00	1	02/08/2018 11:01	WG1071291
Styrene	ND		1.00	1	02/08/2018 11:01	WG1071291
1,1,2,2-Tetrachloroethane	ND		1.00	1	02/08/2018 11:01	WG1071291
Tetrachloroethene	ND		1.00	1	02/08/2018 11:01	WG1071291
Toluene	ND		1.00	1	02/08/2018 11:01	WG1071291
1,1,1-Trichloroethane	ND		1.00	1	02/08/2018 11:01	WG1071291
1,1,2-Trichloroethane	ND		1.00	1	02/08/2018 11:01	WG1071291
Trichloroethene	ND		1.00	1	02/08/2018 11:01	WG1071291
Vinyl chloride	ND		1.00	1	02/08/2018 11:01	WG1071291
o-Xylene	ND		1.00	1	02/08/2018 11:01	WG1071291
m&p-Xylene	ND		2.00	1	02/08/2018 11:01	WG1071291
Xylenes, Total	ND		3.00	1	02/08/2018 11:01	WG1071291
1,1,2-Trichlorotrifluoroethane	ND		1.00	1	02/08/2018 11:01	WG1071291
1,2,3-Trimethylbenzene	ND		1.00	1	02/08/2018 11:01	WG1071291
(S) Toluene-d8	106		80.0-120		02/08/2018 11:01	WG1071291
(S) Dibromofluoromethane	97.5		76.0-123		02/08/2018 11:01	WG1071291
(S) a,a,a-Trifluorotoluene	97.0		80.0-120		02/08/2018 11:01	WG1071291
(S) 4-Bromofluorobenzene	99.7		80.0-120		02/08/2018 11:01	WG1071291

1 Cp

2 Tc

3 Ss

4 Cn

5 Sr

6 Qc

7 Gl

8 Al

9 Sc



Method Blank (MB)

(MB) R3285791-3 02/10/18 21:01

Analyte	MB Result	MB Qualifier	MB MDL	MB RDL
	ug/l		ug/l	ug/l
Benzene	U		0.331	1.00
1,2-Dichloroethane	U		0.361	1.00
Ethylbenzene	U		0.384	1.00
Methyl tert-butyl ether	U		0.367	1.00
Naphthalene	U		1.00	5.00
Toluene	U		0.412	1.00
Xylenes, Total	U		1.06	3.00
(S) Toluene-d8	107			80.0-120
(S) Dibromofluoromethane	97.7			76.0-123
(S) 4-Bromofluorobenzene	97.7			80.0-120

Laboratory Control Sample (LCS) • Laboratory Control Sample Duplicate (LCSD)

(LCS) R3285791-1 02/10/18 20:02 • (LCSD) R3285791-2 02/10/18 20:22

Analyte	Spike Amount	LCS Result	LCSD Result	LCS Rec.	LCSD Rec.	Rec. Limits	LCS Qualifier	LCSD Qualifier	RPD	RPD Limits
	ug/l	ug/l	ug/l	%	%	%			%	%
Benzene	25.0	23.6	23.4	94.3	93.6	70.0-130			0.746	20
1,2-Dichloroethane	25.0	28.4	28.1	114	113	70.0-130			1.03	20
Ethylbenzene	25.0	25.3	24.9	101	99.6	70.0-130			1.75	20
Methyl tert-butyl ether	25.0	19.4	18.5	77.6	74.2	70.0-130			4.56	20
Naphthalene	25.0	23.6	23.3	94.5	93.1	70.0-130			1.48	20
Toluene	25.0	25.0	24.3	100	97.2	70.0-130			2.80	20
Xylenes, Total	75.0	75.1	73.6	100	98.1	70.0-130			2.02	20
(S) Toluene-d8				106	105	80.0-120				
(S) Dibromofluoromethane				98.1	98.2	76.0-123				
(S) 4-Bromofluorobenzene				101	98.6	80.0-120				

1 Cp

2 Tc

3 Ss

4 Cn

5 Sr

6 Qc

7 Gl

8 Al

9 Sc



Method Blank (MB)

(MB) R3285084-2 02/08/18 09:27

Analyte	MB Result ug/l	MB Qualifier	MB MDL ug/l	MB RDL ug/l
Acetone	U		10.0	50.0
Benzene	U		0.331	1.00
Bromodichloromethane	U		0.380	1.00
Bromoform	U		0.469	1.00
Bromomethane	U		0.866	5.00
Carbon disulfide	U		0.275	1.00
Carbon tetrachloride	U		0.379	1.00
Chlorobenzene	U		0.348	1.00
Chlorodibromomethane	U		0.327	1.00
Chloroethane	U		0.453	5.00
Chloroform	U		0.324	5.00
Chloromethane	U		0.276	2.50
1,2-Dibromo-3-Chloropropane	U		1.33	5.00
1,2-Dibromoethane	U		0.381	1.00
1,2-Dichlorobenzene	U		0.349	1.00
1,3-Dichlorobenzene	U		0.220	1.00
1,4-Dichlorobenzene	U		0.274	1.00
1,1-Dichloroethane	U		0.259	1.00
1,2-Dichloroethane	U		0.361	1.00
1,1-Dichloroethene	U		0.398	1.00
cis-1,2-Dichloroethene	U		0.260	1.00
trans-1,2-Dichloroethene	U		0.396	1.00
1,2-Dichloropropane	U		0.306	1.00
cis-1,3-Dichloropropene	U		0.418	1.00
trans-1,3-Dichloropropene	U		0.419	1.00
Di-isopropyl ether	U		0.320	1.00
Ethylbenzene	U		0.384	1.00
2-Hexanone	U		3.82	10.0
2-Butanone (MEK)	U		3.93	10.0
Methylene Chloride	U		1.00	5.00
4-Methyl-2-pentanone (MIBK)	U		2.14	10.0
Methyl tert-butyl ether	U		0.367	1.00
Naphthalene	U		1.00	5.00
Styrene	U		0.307	1.00
1,1,2,2-Tetrachloroethane	U		0.130	1.00
Tetrachloroethene	U		0.372	1.00
Toluene	U		0.412	1.00
1,1,2-Trichlorotrifluoroethane	U		0.303	1.00
1,1,1-Trichloroethane	U		0.319	1.00
1,1,2-Trichloroethane	U		0.383	1.00

¹ Cp

² Tc

³ Ss

⁴ Cn

⁵ Sr

⁶ Qc

⁷ Gl

⁸ Al

⁹ Sc



Method Blank (MB)

(MB) R3285084-2 02/08/18 09:27

Analyte	MB Result ug/l	MB Qualifier	MB MDL ug/l	MB RDL ug/l
Trichloroethene	U		0.398	1.00
1,2,3-Trimethylbenzene	U		0.321	1.00
Vinyl chloride	U		0.259	1.00
Xylenes, Total	U		1.06	3.00
o-Xylene	U		0.341	1.00
m&p-Xylenes	U		0.341	2.00
(S) Toluene-d8	106			80.0-120
(S) Dibromofluoromethane	99.2			76.0-123
(S) a,a,a-Trifluorotoluene	98.7			80.0-120
(S) 4-Bromofluorobenzene	97.6			80.0-120

1 Cp

2 Tc

3 Ss

4 Cn

5 Sr

6 Qc

7 Gl

8 Al

9 Sc

Laboratory Control Sample (LCS)

(LCS) R3285084-1 02/08/18 08:49

Analyte	Spike Amount ug/l	LCS Result ug/l	LCS Rec. %	Rec. Limits %	LCS Qualifier
Acetone	125	133	106	70.0-130	
Benzene	25.0	23.8	95.3	70.0-130	
Bromodichloromethane	25.0	26.4	105	70.0-130	
Bromoform	25.0	25.6	102	70.0-130	
Bromomethane	25.0	22.5	90.0	70.0-130	
Carbon disulfide	25.0	21.5	85.9	70.0-130	
Carbon tetrachloride	25.0	26.5	106	70.0-130	
Chlorobenzene	25.0	24.8	99.4	70.0-130	
Chlorodibromomethane	25.0	26.2	105	70.0-130	
Chloroethane	25.0	19.2	76.8	70.0-130	
Chloroform	25.0	25.6	103	70.0-130	
Chloromethane	25.0	20.7	82.7	70.0-130	
1,2-Dibromo-3-Chloropropane	25.0	24.0	95.8	70.0-130	
1,2-Dibromoethane	25.0	25.0	99.9	70.0-130	
1,2-Dichlorobenzene	25.0	23.5	93.9	70.0-130	
1,3-Dichlorobenzene	25.0	23.1	92.3	70.0-130	
1,4-Dichlorobenzene	25.0	22.9	91.5	70.0-130	
1,1-Dichloroethane	25.0	27.6	110	70.0-130	
1,2-Dichloroethane	25.0	27.2	109	70.0-130	
1,1-Dichloroethene	25.0	24.5	97.9	70.0-130	
cis-1,2-Dichloroethene	25.0	25.0	99.9	70.0-130	
trans-1,2-Dichloroethene	25.0	24.9	99.8	70.0-130	
1,2-Dichloropropane	25.0	28.9	115	70.0-130	



Laboratory Control Sample (LCS)

(LCS) R3285084-1 02/08/18 08:49

Analyte	Spike Amount ug/l	LCS Result ug/l	LCS Rec. %	Rec. Limits %	<u>LCS Qualifier</u>
cis-1,3-Dichloropropene	25.0	25.7	103	70.0-130	
trans-1,3-Dichloropropene	25.0	26.4	106	70.0-130	
Di-isopropyl ether	25.0	22.4	89.7	70.0-130	
Ethylbenzene	25.0	24.8	99.1	70.0-130	
2-Hexanone	125	145	116	70.0-130	
2-Butanone (MEK)	125	116	92.8	70.0-130	
Methylene Chloride	25.0	23.2	92.7	70.0-130	
4-Methyl-2-pentanone (MIBK)	125	116	92.7	70.0-130	
Methyl tert-butyl ether	25.0	20.1	80.4	70.0-130	
Naphthalene	25.0	23.9	95.4	70.0-130	
Styrene	25.0	23.6	94.4	70.0-130	
1,1,2,2-Tetrachloroethane	25.0	22.8	91.2	70.0-130	
Tetrachloroethene	25.0	24.9	99.5	70.0-130	
Toluene	25.0	24.7	98.7	70.0-130	
1,1,2-Trichlorotrifluoroethane	25.0	27.3	109	70.0-130	
1,1,1-Trichloroethane	25.0	26.8	107	70.0-130	
1,1,2-Trichloroethane	25.0	25.0	100	70.0-130	
Trichloroethene	25.0	26.7	107	70.0-130	
1,2,3-Trimethylbenzene	25.0	24.1	96.5	70.0-130	
Vinyl chloride	25.0	24.2	96.7	70.0-130	
Xylenes, Total	75.0	73.5	98.0	70.0-130	
o-Xylene	25.0	24.7	98.7	70.0-130	
m&p-Xylenes	50.0	48.8	97.6	70.0-130	
(S) Toluene-d8			105	80.0-120	
(S) Dibromofluoromethane			99.2	76.0-123	
(S) a,a,a-Trifluorotoluene			101	80.0-120	
(S) 4-Bromofluorobenzene			99.5	80.0-120	

¹ Cp

² Tc

³ Ss

⁴ Cn

⁵ Sr

⁶ Qc

⁷ Gl

⁸ Al

⁹ Sc



Guide to Reading and Understanding Your Laboratory Report

The information below is designed to better explain the various terms used in your report of analytical results from the Laboratory. This is not intended as a comprehensive explanation, and if you have additional questions please contact your project representative.

Abbreviations and Definitions

MDL	Method Detection Limit.
ND	Not detected at the Reporting Limit (or MDL where applicable).
RDL	Reported Detection Limit.
Rec.	Recovery.
RPD	Relative Percent Difference.
SDG	Sample Delivery Group.
(S)	Surrogate (Surrogate Standard) - Analytes added to every blank, sample, Laboratory Control Sample/Duplicate and Matrix Spike/Duplicate; used to evaluate analytical efficiency by measuring recovery. Surrogates are not expected to be detected in all environmental media.
U	Not detected at the Reporting Limit (or MDL where applicable).
Analyte	The name of the particular compound or analysis performed. Some Analyses and Methods will have multiple analytes reported.
Dilution	If the sample matrix contains an interfering material, or if concentrations of analytes in the sample are higher than the highest limit of concentration that the laboratory can accurately report, the sample may be diluted for analysis. If a value different than 1 is used in this field, the result reported has already been corrected for this factor.
Limits	These are the target % recovery ranges or % difference value that the laboratory has historically determined as normal for the method and analyte being reported. Successful QC Sample analysis will target all analytes recovered or duplicated within these ranges.
Qualifier	This column provides a letter and/or number designation that corresponds to additional information concerning the result reported. If a Qualifier is present, a definition per Qualifier is provided within the Glossary and Definitions page and potentially a discussion of possible implications of the Qualifier in the Case Narrative if applicable.
Result	The actual analytical final result (corrected for any sample specific characteristics) reported for your sample. If there was no measurable result returned for a specific analyte, the result in this column may state "ND" (Not Detected) or "BDL" (Below Detectable Levels). The information in the results column should always be accompanied by either an MDL (Method Detection Limit) or RDL (Reporting Detection Limit) that defines the lowest value that the laboratory could detect or report for this analyte.
Case Narrative (Cn)	A brief discussion about the included sample results, including a discussion of any non-conformances to protocol observed either at sample receipt by the laboratory from the field or during the analytical process. If present, there will be a section in the Case Narrative to discuss the meaning of any data qualifiers used in the report.
Quality Control Summary (Qc)	This section of the report includes the results of the laboratory quality control analyses required by procedure or analytical methods to assist in evaluating the validity of the results reported for your samples. These analyses are not being performed on your samples typically, but on laboratory generated material.
Sample Chain of Custody (Sc)	This is the document created in the field when your samples were initially collected. This is used to verify the time and date of collection, the person collecting the samples, and the analyses that the laboratory is requested to perform. This chain of custody also documents all persons (excluding commercial shippers) that have had control or possession of the samples from the time of collection until delivery to the laboratory for analysis.
Sample Results (Sr)	This section of your report will provide the results of all testing performed on your samples. These results are provided by sample ID and are separated by the analyses performed on each sample. The header line of each analysis section for each sample will provide the name and method number for the analysis reported.
Sample Summary (Ss)	This section of the Analytical Report defines the specific analyses performed for each sample ID, including the dates and times of preparation and/or analysis.

- 1 Cp
- 2 Tc
- 3 Ss
- 4 Cn
- 5 Sr
- 6 Qc
- 7 Gl
- 8 Al
- 9 Sc

Qualifier Description

The remainder of this page intentionally left blank, there are no qualifiers applied to this SDG.



ESC Lab Sciences is the only environmental laboratory accredited/certified to support your work nationwide from one location. One phone call, one point of contact, one laboratory. No other lab is as accessible or prepared to handle your needs throughout the country. Our capacity and capability from our single location laboratory is comparable to the collective totals of the network laboratories in our industry. The most significant benefit to our one location design is the design of our laboratory campus. The model is conducive to accelerated productivity, decreasing turn-around time, and preventing cross contamination, thus protecting sample integrity. Our focus on premium quality and prompt service allows us to be YOUR LAB OF CHOICE.
 * Not all certifications held by the laboratory are applicable to the results reported in the attached report.

State Accreditations

Alabama	40660	Nevada	TN-03-2002-34
Alaska	UST-080	New Hampshire	2975
Arizona	AZ0612	New Jersey-NELAP	TN002
Arkansas	88-0469	New Mexico	TN00003
California	01157CA	New York	11742
Colorado	TN00003	North Carolina	Env375
Connecticut	PH-0197	North Carolina ¹	DW21704
Florida	E87487	North Carolina ²	41
Georgia	NELAP	North Dakota	R-140
Georgia ¹	923	Ohio-VAP	CL0069
Idaho	TN00003	Oklahoma	9915
Illinois	200008	Oregon	TN200002
Indiana	C-TN-01	Pennsylvania	68-02979
Iowa	364	Rhode Island	221
Kansas	E-10277	South Carolina	84004
Kentucky ¹	90010	South Dakota	n/a
Kentucky ²	16	Tennessee ^{1,4}	2006
Louisiana	AI30792	Texas	T 104704245-07-TX
Maine	TN0002	Texas ⁵	LAB0152
Maryland	324	Utah	6157585858
Massachusetts	M-TN003	Vermont	VT2006
Michigan	9958	Virginia	109
Minnesota	047-999-395	Washington	C1915
Mississippi	TN00003	West Virginia	233
Missouri	340	Wisconsin	9980939910
Montana	CERT0086	Wyoming	A2LA
Nebraska	NE-OS-15-05		

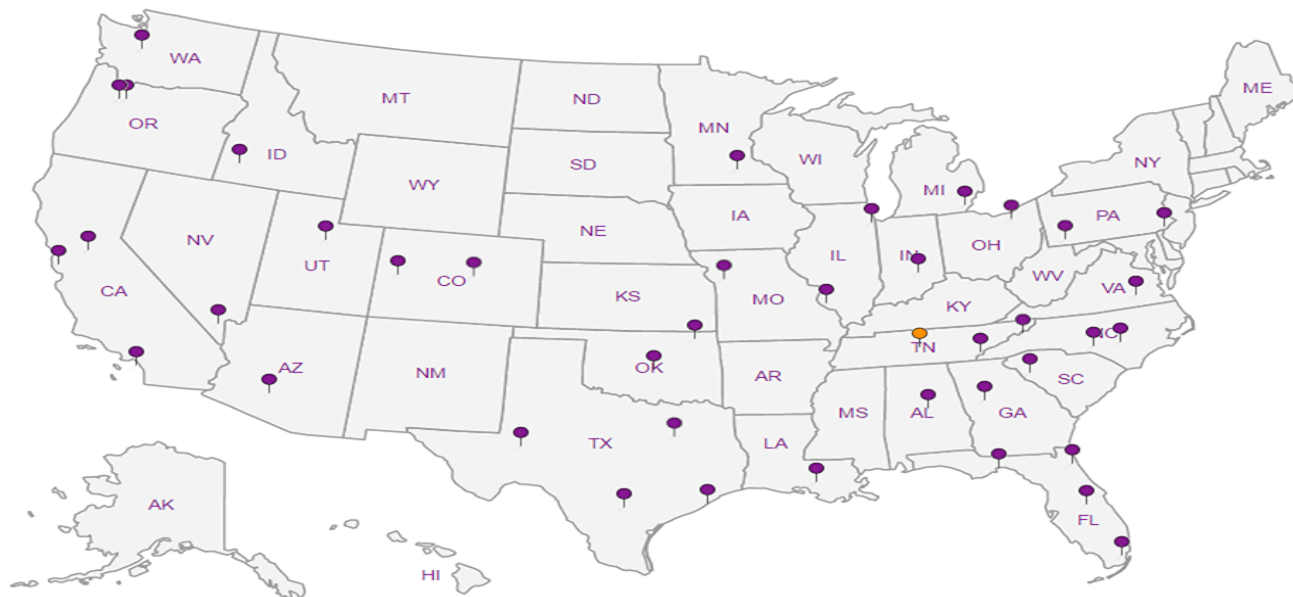
Third Party Federal Accreditations

A2LA – ISO 17025	1461.01	AIHA-LAP,LLC	100789
A2LA – ISO 17025 ⁵	1461.02	DOD	1461.01
Canada	1461.01	USDA	S-67674
EPA-Crypto	TN00003		

¹ Drinking Water ² Underground Storage Tanks ³ Aquatic Toxicity ⁴ Chemical/Microbiological ⁵ Mold n/a Accreditation not applicable

Our Locations

ESC Lab Sciences has sixty-four client support centers that provide sample pickup and/or the delivery of sampling supplies. If you would like assistance from one of our support offices, please contact our main office. ESC Lab Sciences performs all testing at our central laboratory.



1 Cp

2 Tc

3 Ss

4 Cn

5 Sr

6 Qc

7 Gl

8 Al

9 Sc

CH2M Hill- Kinder Morgan- Atlanta, GA

6600 Peachtree Dunwoody Road

Report to:
Bethany Garvey

Project Description: Lewis Drive Groundwater

Phone: 770-604-9182
Fax:

Client Project #
699858.LD.MR.GW

Lab Project #
KINCH2MGA-LEWIS12

Collected by (print):
MELISSA WARREN

Site/Facility ID #
LEWIS DRIVE

P.O. #

Collected by (signature):
Melissa Warren

Rush? (Lab MUST Be Notified)
 Same Day Five Day
 Next Day 5 Day (Rad Only)
 Two Day 10 Day (Rad Only)
 Three Day

Quote #
Date Results Needed

Immediately Packed on Ice: N Y

Billing Information:
Accounts Payable
1000 Windward Concourse
Ste 450
Alpharetta, GA 30005

Email To: bgarvey@ch2m.com;
tom.wiley@ch2m.com; scott.powell@ch2m.com;

City/State Collected: BELTON, SC

Pres Chk

Analysis / Container / Preservative

Chain of Custody Page 1 of 3



12065 Lebanon Rd
Mount Juliet, TN 37122
Phone: 615-758-5858
Phone: 800-767-5859
Fax: 615-758-5859



L# L968338

Table # E111

Acctnum: KINCH2MGA

Template: T131319

Prelogin: P637822

TSR: 526 - Chris McCord

PB: 1-30-18

Shipped Via: FedEX Ground

Sample ID	Comp/Grab	Matrix *	Depth	Date	Time	No. of Ctrts
MW-29-020618	GRAB	GW	NA	02/06/18	0805	3
MW-26-020618		GW			0815	3
MW-23-020618		GW			0825	3
MW-43-020618		GW			0900	3
MW-38-020618		GW			0910	3
MW-34-020618		GW			0920	3
MW-39-020618		GW			0930	3
MW-40-020618		GW			0935	3
MW-41-020618		GW			0945	3
MW-25-020618		GW			0955	3

Analysis / Container / Preservative	Pres Chk
V8260BTEXMNSC 40mlAmb-HCl	X
V8260BTEXMNSC-TB 40mlAmb-HCl-BIK	X
BTEX	X
MTBE	X
NAPHTHALENE	X
1,2-DCA	X

Remarks Sample # (lab only)

	-01
	02
	03
	04
	05
	06
	07
	08
	09
	10

* Matrix:
SS - Soil AIR - Air F - Filter
GW - Groundwater B - Bioassay
WW - WasteWater
DW - Drinking Water
OT - Other

Remarks:

Samples returned via:
 UPS FedEx Courier

Tracking # 4269 9202 9201

pH _____ Temp _____

Flow _____ Other _____

Sample Receipt Checklist	
COC Seal Present/Intact:	NP <input type="checkbox"/> Y <input checked="" type="checkbox"/> N
COC Signed/Accurate:	Y <input checked="" type="checkbox"/> N <input type="checkbox"/>
Bottles arrive intact:	Y <input checked="" type="checkbox"/> N <input type="checkbox"/>
Correct bottles used:	Y <input checked="" type="checkbox"/> N <input type="checkbox"/>
Sufficient volume sent:	Y <input checked="" type="checkbox"/> N <input type="checkbox"/>
If Applicable	
VOA Zero HeadSpace:	Y <input checked="" type="checkbox"/> N <input type="checkbox"/>
Preservation Correct/Checked:	Y <input checked="" type="checkbox"/> N <input type="checkbox"/>

Relinquished by: (Signature) *Melissa Warren* Date: 02/06/18 Time: 1730

Received by: (Signature) Trip Blank Received: Yes/No
1 HCL/ MeOH
TBR


Relinquished by: (Signature)

Received by: (Signature) Temp: 1.9 ^{°C} Bottles Received: 61

Relinquished by: (Signature)

Received for lab by: (Signature) Date: 2/1/18 Time: 845

if preservation required by Login: Date/Time
Hold: Condition: NCF 10

CH2M Hill- Kinder Morgan- Atlanta, GA		Billing Information:		Accounts Payable 1000 Windward Concourse Ste 450 Alpharetta, GA 30005		Pres Chk		Analysis / Container / Preservative						Chain of Custody Page 2 of 3			
6600 Peachtree Dunwoody Road		Report to: Bethany Garvey		Email To: bgarvey@ch2m.com; tom.wiley@ch2m.com; scott.powell@ch2m.com;										 12055 Lebanon Rd Mount Juliet, TN 37122 Phone: 615-758-5858 Phone: 800-767-5859 Fax: 615-758-5859			
Project Description: Lewis Drive Groundwater		City/State Collected: BELTON, SC		Lab Project # KINCH2MGA-LEWIS12										L# L968338			
Phone: 770-604-9182		Client Project # 699858, LD, MR, GW		P.O. #										Table #			
Fax:		Site/Facility ID #		Quote #										Acctnum: KINCH2MGA			
Collected by (print): MELISSA WARREN LEWIS DRIVE		Rush? (Lab MUST Be Notified)		Date Results Needed										Template: T131319			
Collected by (signature): <i>Melissa Warren</i>		<input type="checkbox"/> Same Day <input type="checkbox"/> Five Day <input type="checkbox"/> Next Day <input type="checkbox"/> 5 Day (Rad Only) <input type="checkbox"/> Two Day <input type="checkbox"/> 10 Day (Rad Only) <input type="checkbox"/> Three Day		No. of Cntrs										Prelogin: P637822			
Packed on Ice: N <input checked="" type="checkbox"/> Y														TSR: 526 - Chris McCord			
														PB: 1-30-186			
														Shipped Via: FedEX Ground			
														Remarks			
														Sample # (lab only)			
Sample ID		Comp/Grab	Matrix *	Depth	Date	Time											
MW-35-020618		GRAB	GW	N/A	02/06/18	1005	3	X		X	X	X	X		-11		
MW-28-020618		↓	GW	↓	↓	1015	3	X		↓	↓	↓	↓		12		
MW-31-020618		↓	GW	↓	↓	1045	3	X		↓	↓	↓	↓		13		
MW-10-020618		↓	GW	↓	↓	1105	3	X		↓	↓	↓	↓		14		
MW-10-020618		↓	GW	↓	↓	1110	3	X		↓	↓	↓	↓		15		
MW-03-020618		↓	GW	↓	↓	1120	3	X		↓	↓	↓	↓		16		
MW-02-020618		↓	GW	↓	↓	1130	3	X		↓	↓	↓	↓		17		
MW-05-020618		↓	GW	↓	↓	1140	3	X		↓	↓	↓	↓		18		
FB01-020618		↓	GW	↓	↓	1150	3	X		↓	↓	↓	↓		19		
MW-30-020618		↓	GW	↓	↓	1200	3	X		↓	↓	↓	↓		20		
* Matrix: SS - Soil AIR - Air F - Filter GW - Groundwater B - Bioassay WW - Waste Water DW - Drinking Water OT - Other		Remarks:		Samples returned via: _ UPS <input checked="" type="checkbox"/> FedEx <input type="checkbox"/> Courier		Tracking # 4267 9202 9201										Sample Receipt Checklist COC Seal Present/Intact: <input checked="" type="checkbox"/> Y <input type="checkbox"/> N COC Signed/Accurate: <input checked="" type="checkbox"/> Y <input type="checkbox"/> N Bottles arrive intact: <input checked="" type="checkbox"/> Y <input type="checkbox"/> N Correct bottles used: <input checked="" type="checkbox"/> Y <input type="checkbox"/> N Sufficient volume sent: <input checked="" type="checkbox"/> Y <input type="checkbox"/> N If Applicable VOA Zero Headspace: <input checked="" type="checkbox"/> Y <input type="checkbox"/> N Preservation Correct/Checked: <input checked="" type="checkbox"/> Y <input type="checkbox"/> N	
Relinquished by: (Signature) <i>Melissa Warren</i>		Date: 02/06/18	Time: 1730	Received by: (Signature)		Trip Blank Received: 1		pH _____ Temp _____		Flow _____ Other _____							
Relinquished by: (Signature)		Date:	Time:	Received by: (Signature)		Temp: 1.9 min 50		Bottles Received: 61		If preservation required by Login: Date/Time							
Relinquished by: (Signature)		Date:	Time:	Received for lab by: (Signature) <i>[Signature]</i>		Date: 2/7/18		Time: 845		Hold:		Condition: NCF / OK					

CH2M Hill- Kinder Morgan- Atlanta, GA

6600 Peachtree Dunwoody Road

Report to: Bethany Garvey

Project Description: Lewis Drive Groundwater

Phone: 770-604-9182 Fax:

Client Project # 699858.LD.MR.GW

City/State Collected: BELTON, SC

Lab Project # KINCH2MGA-LEWIS12

P.O. #

Collected by (print): MELISSA WARREN LEWIS DRIVE

Collected by (signature): Melissa Warren

Rush? (Lab MUST Be Notified) Same Day ___ Five Day ___ Next Day ___ 5 Day (Rad Only) ___ Two Day ___ 10 Day (Rad Only) ___ Three Day ___

Quote # Date Results Needed

Immediately Packed on Ice N Y ___

Sample ID Comp/Grab Matrix * Depth Date Time No. of Contrs

Table with columns: Sample ID, Comp/Grab, Matrix *, Depth, Date, Time, No. of Contrs. Row 1: TBO1-020618, N/A, GW, N/A, 02/06/18, 1152, 71

Billing Information: Accounts Payable 1000 Windward Concourse Ste 450 Alpharetta, GA 30005

Email To: bgarvey@ch2m.com; tom.wiley@ch2m.com; scott.powell@ch2m.com;

Pres Chk

Analysis / Container / Preservative

Table with columns for analysis and preservation. Rows include V8260BTEXMNSC 40mIAmb-HCl and V8260BTEXMNSC-TB 40mIAmb-HCl-Bik with handwritten 'TCL VOCs' and 'X' marks.

Chain of Custody Page 3 of 3



LAB SERVICES a subsidiary of P&A

12065 Lebanon Rd Mount Juliet, TN 37122 Phone: 615-758-5858 Phone: 800-767-5859 Fax: 615-758-5859



L# L968330

Table #

Acctnum: KINCH2MGA

Template: T131319

Prelogin: P637822

TSR: 526 - Chris McCord

PB: 1-30-186

Shipped Via: FedEx Ground

Remarks Sample # (lab only)

* Matrix: SS - Soil AIR - Air F - Filter GW - Groundwater B - Bioassay WW - WasteWater DW - Drinking Water OT - Other

Remarks:

Samples returned via: UPS FedEx ___ Courier ___

Tracking # 4269 9202 9201

pH ___ Temp ___

Flow ___ Other ___

Sample Receipt Checklist

COC Seal Present/Intact: ___ NP ___ Y ___ N ___ COC Signed/Accurate: ___ A ___ N ___ Bottles arrive intact: ___ A ___ N ___ Correct bottles used: ___ A ___ N ___ Sufficient volume sent: ___ A ___ N ___ if Applicable VOA Zero Headspace: ___ Y ___ N ___ Preservation Correct/Checked: ___ Y ___ N ___

Relinquished by: (Signature) Melissa Warren

Date: 02/06/18 Time: 1730

Received by: (Signature)

Trip Blank Received: YES/ No HCL/ MeOH TBR

Relinquished by: (Signature)

Date: Time:

Received by: (Signature)

Temp: 11.9 °C Bottles Received: 61

If preservation required by Login: Date/Time

Relinquished by: (Signature)

Date: Time:

Received for lab by: (Signature)

Date: 2/7/18 Time: 845

Hold: Condition: NCF / OK