

Document Receipt Information

Hard Copy CD Email

Date Received 7/31/18

Permit Number 18693

Project Manager Bubbi Coleman

Name of Contractor JACOBS

UST Certification Number _____

Docket Number 268 BRP

Scanned _____

Lewis
187
June 2018 Monthly
Status Update



3120 Highwoods Boulevard
Suite 214
Raleigh, North Carolina 27604
United States
T +1. 919 875 4311
F +1. 919 875 8491
www.jacobs.com

July 30, 2018

Delivered via FedEx Overnight Delivery

Ms. Bobbi Coleman
South Carolina Department of Health and Environmental Control (SCDHEC)
Assessment Section, UST Management Division
Bureau of Land and Waste Management
2600 Bull Street
Columbia, South Carolina 29201

**Subject: Lewis Drive – June 2018 Monthly Status Update
Plantation Pipe Line Company
Belton, South Carolina
Site ID #18693, “Kinder Morgan Belton Pipeline Release”**

Dear Ms. Coleman,

On behalf of Plantation Pipe Line Company (Plantation), CH2M HILL Engineers, Inc. (CH2M is now a wholly owned subsidiary of Jacobs) is submitting the attached Monthly Status Update covering activities conducted in June 2018 at the Lewis Drive site. This will be the last monthly status update submitted. Going forward quarterly reports will be submitted per the Corrective Action Plan and Addendums. If you have any questions or concerns, please call me at 919.760.1777 or Mr. Jerry Aycock/Plantation at 770.751.4165.

Regards

CH2M HILL Engineers, Inc.

William M. Waldron, P.E.
Program Manager

Copies to: Jerry Aycock, Plantation (Digital, Jerry_Aycock@kindermorgan.com)
Mary Clair Lyons, Esq., Plantation (Digital, Mary_Lyons@kindermorgan.com)
Richard Morton, Esq., Womble Bond Dickinson, LLP (Digital, ric.morton@wbd-us.com)
File

Attachments:

Monthly Status Update including:

- Figure 1 – Groundwater and Surface Water Elevation and Product Thickness Map
- Table 1 – Field Observations
- Table 2 – Stream Gauge Construction Information
- Table 3 – Analytical Results for Surface Water
- Table 4 – Well Construction Information
- Table 5 – Groundwater Elevation and Product Thickness Data
- Table 6 – Product Skimmer Recovery Results
- Table 7 – Analytical Results for Groundwater
- Attachment A – Field Logbooks, Gauging Sheets, and Purge Logs
- Attachment B – Surface Water Analytical Laboratory Report
- Attachment C – Groundwater Analytical Laboratory Reports

Monthly Status Update
Plantation Pipe Line Company
Lewis Drive Remediation
Site ID #18693 “Kinder Morgan Belton Pipeline Release”
June 2018

Surface Water

- Routinely inspected Brown’s Creek and the wetland area south of West Calhoun Road adjacent to Cupboard Creek for hydrocarbon sheen, odor, or distressed vegetation. No new signs of distressed vegetation, hydrocarbon sheen, or odor were noted at Brown’s Creek or the wetland area south of West Calhoun Road adjacent to Cupboard Creek. The route of inspection is indicated on Figure 1. A summary of the field observations is provided in Table 1.
- Stream elevations from staff gauges are tabulated in Table 2 and are shown along with groundwater elevations on Figure 1.
- To date, 49 surface water sampling events have been conducted and samples during each event were analyzed for benzene, ethylbenzene, toluene, xylenes, and naphthalene (see Table 3). Starting in February 2018 (event 45), methyl tertiarybutyl ether (MTBE) was added to the analyte list for the surface water samples.
- During this reporting period, surface water samples were collected on June 7, 2018. Fifteen surface water samples were collected, at locations SW-01, SW-02, SW-03, SW-04, SW-07, SW-08, SW-09, SW-10, SW-11, SW-12, SW-13, SW-14, FP-01, FP-02, and FP-03 (locations SW-05 and SW-06 in Cupboard Creek were dry). Field documents can be found in Attachment A.
 - Benzene was detected at 2.99 µg/L (screening level = 2.2 µg/L) at SW-13.
 - Apart from this location, no dissolved hydrocarbons were detected above their respective surface water screening levels in the remaining surface water samples. Analytical lab report is attached.

Product Recovery

- Gauged depth to product and depth to water in recovery sumps/trenches/wells, piezometers, monitoring wells, and stream gauges. One location exhibited measurable product thickness of 0.5 foot or greater during the sitewide June gauging event: 0.65 feet at TW-42. All locations showing measurable product thickness are more than 150 feet away from surface water bodies at the site and have limited influence from the sparging remediation system. Construction information for recovery and non-recovery features is presented in Table 4. Groundwater elevation and product thickness data for June 2018 are presented in Table 5. Groundwater elevation and product thicknesses for June 2018 are presented on Figure 1.
- The locations with the product skimming canisters (skimmers) and petroleum absorbent socks (socks) and the amount of product recovered from each of these locations are listed in Table 6. In June, 1.5 gallons were recovered at the site. Since February 13, 2018, 8.7 gallons of product have been recovered using the skimmers and socks. Of this quantity, 3.9 gallons (45% of the total) were recovered from recovery sump RS-05.
- Through the end of June 2018, approximately 222,983 gallons (5,309 barrels) of product have been collected.
- An absorbent sock was removed from MW-11 and product skimmers were removed from MW-08, MW-15, and MW-20 in accordance with SCDHEC’s request in their letter date-stamped May 8, 2018.
- Relocated product skimmer from RW-08 to RW-10.

Groundwater

- Operated and recorded data from six continuous water level data loggers (In Situ Rugged Troll 100) in MW-02, MW-12, MW-25, MW-29, MW-39, and MW-40, and two barometric pressure loggers in MW-01 and MW-10 during the month.
- Collected monthly groundwater samples in accordance with the Corrective Action Plan and Addendum. The analytical lab reports are attached, and results are summarized in Table 7.
 - During this month, groundwater samples were collected on June 5 through 7, 2018, from 62 of the 68 scheduled monitoring wells (22 sampled monthly and 46 sampled quarterly). Six monitoring wells were not sampled because of insufficient water in the well or the presence of product. Samples were

analyzed for benzene, ethyl benzene, toluene, total xylenes, 1,2-dichloroethane, MTBE, and naphthalene.

- The following constituents were detected above their respective groundwater standards:
 - Benzene – in samples from 17 monitoring wells ranging from 5.74 to 8,910 µg/L.
 - Ethyl benzene – in one monitoring well with a concentration of 1,250 µg/L.
 - Toluene – in samples from two monitoring wells ranging from 1,990 to 20,200 µg/L.
 - 1,2-dichloroethane – one monitoring well has a laboratory reporting/quantitation limit greater than the screening level so it cannot be determined if the analyte was absent or present.
 - MTBE – in samples from eight monitoring wells ranging from 63.8 to 1,230 µg/L.
 - Naphthalene – in one monitoring well with a concentration of 206 µg/L and one monitoring well has a laboratory reporting/quantitation limit greater than the screening level so it cannot be determined if the analyte was absent or present.
 - Apart from these locations, no dissolved hydrocarbons were detected above their respective groundwater standards in the remaining groundwater samples.

Remedial System Operation

- Continued sparging via vertical well curtains in the Brown's Creek Protection Zone and Cupboard Creek Protection Zone, and sparging via horizontal wells in the Hayfield Zone.
- The sparging system was down for a total of 11 hours in June due to a thunderstorm the night of June 22, 2018. This resulted in an operational uptime of 98% during June 2018.
- Flows in the vertical sparging wells were maintained at 4-11 standard cubic feet per minute (scfm). Flows in the 3 horizontal wells in the Hayfield Zone were maintained at approximately 0.70 scfm per foot of screen. Flows in the 2 stream aerators in Brown's Creek were maintained at a approximately 15 scfm each in June 2018.

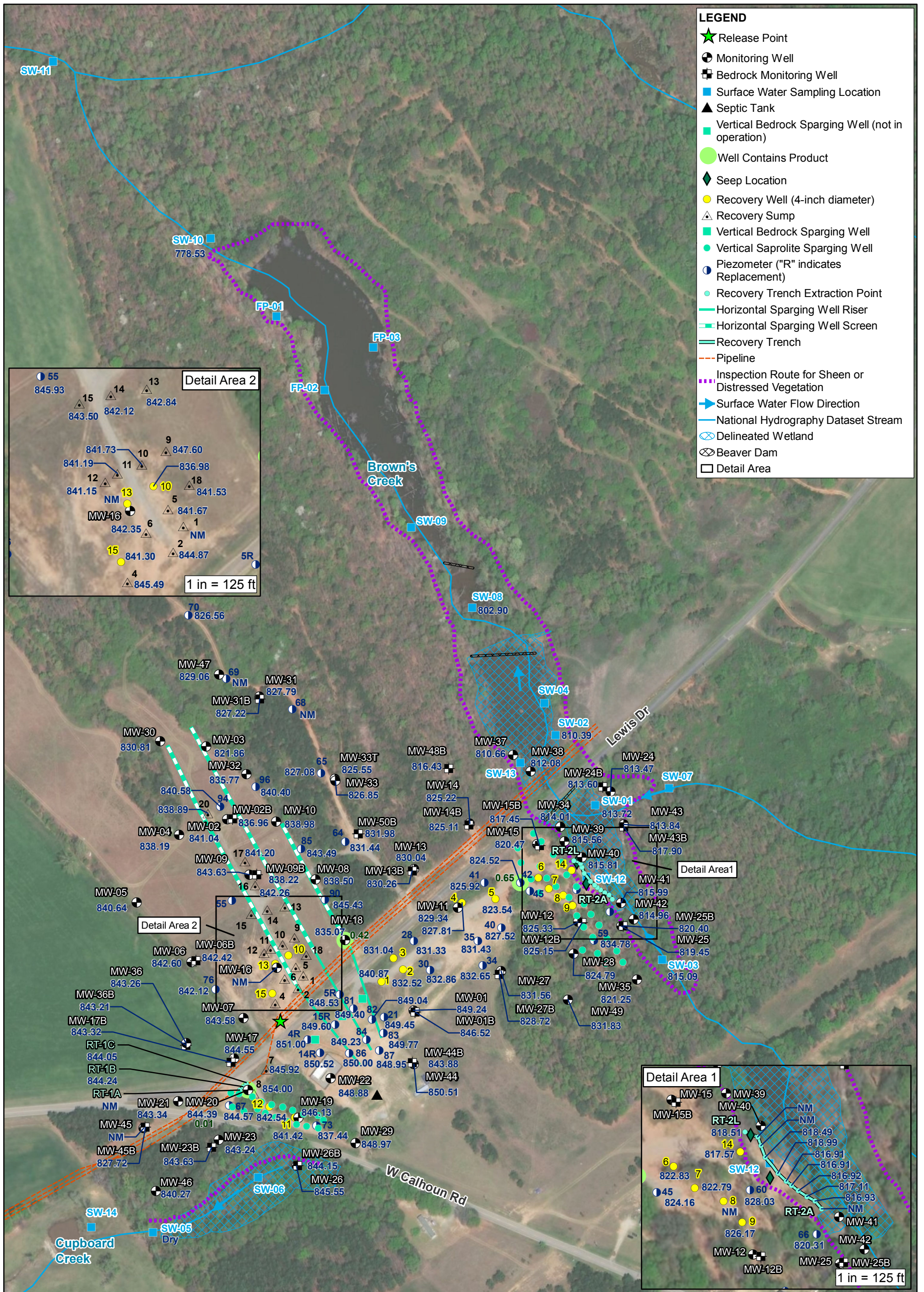
Regulatory Interaction

- Submitted response to comments on June 6, 2018 regarding SCDHEC letter titled: *Reviews of Misc. Reports, Response to Comments Document, Free Product Recovery Plan, Product Recovery Skimmer Results and Request for Well Permit.*
- Submitted *Monthly Status Update for May 2018* to SCDHEC on June 27, 2018.
- Submitted *Annual Monitoring Report* to SCDHEC on June 27, 2018.
- Conducted internal stormwater pollution prevention plan (SWPPP) inspection on June 14, 2018.
- The Anderson County Stormwater Department granted a SWPPP extension on June 6, 2018. The new expiration date for the SWPPP is June 16, 2020.

Future Activities

- In accordance with the *Sparging Operating Limits* letter to SCDHEC dated July 26, 2017:
 - Maintain flow in the stream aerators at a maximum of 15 scfm each.
 - Increase flow in the vertical sparging wells up to a maximum of 15 scfm each.
 - Increase flow in the horizontal sparging wells up to a maximum of 0.75 scfm per foot of screen.
- Expand the Brown's Creek sparging network southwest toward MW-11 and expand the Cupboard Creek sparging network northwest beyond MW-17.
- Recover product monthly using skimmers and socks from select product recovery sumps, trenches, and wells. Collect liquids in two on-site 1,550-gallon poly tanks for eventual off-site disposal.
- Gauge recovery sumps/trenches/wells, monitoring wells, and stream gauges monthly for depth to groundwater and free product thickness.
- Conduct groundwater monitoring and reporting quarterly.
- Continue routine visual inspections of Brown's Creek and Cupboard Creek.
- Conduct quarterly surface water sampling at 17 established locations along Brown's Creek and Cupboard Creek.
- Install additional monitoring wells to expand the monitoring network north and west of MW-30 and upgradient of MW-38.
- Abandon 1-inch diameter wells (piezometers) because the existing 2-inch monitoring well network is now sufficient for groundwater elevation and product thickness measurements. The piezometers are now redundant and cannot be used for product removal.
- Continue coordination with landowners and legal counsel on an as-needed basis.

Figure



821.25 Corrected Groundwater Elevation as of 6/4/2018 in feet above mean sea level
0.65 Product Thickness in feet as of 6/4/2018

Base Map Sources:
 *ESRI World Imagery Layer, 2017
 *United States Geological Survey (USGS)
 National Hydrography Dataset (NHD)

Figure 1. Groundwater and Surface Water Elevation and Product Thickness Map
 Lewis Drive Remediation Site
 Belton, South Carolina
 Site ID #18693 "Kinder Morgan Belton Pipeline Release"

Tables

Table 1. Field Observation Log

Plantation Pipe Line Company

Lewis Drive Remediation Site, Belton, South Carolina

Site ID #18693 "Kinder Morgan Belton Pipeline Release"

Date	Inspect Wetlands South of Calhoun Road (Any odor, sheen or distressed vegetation? Describe.)	Inspect Brown's Creek Upstream and Downstream of the Culvert Under Lewis Drive (Any odor, sheen or distressed vegetation? Describe.)
6/5/2018	No odors, sheens, or distressed vegetation observed in wetlands South of Calhoun Road.	No odors, sheens or distressed vegetation observed in wetlands either upstream or downstream of Culvert under Lewis Drive.

Notes:

ID = identification

Table 2. Stream Gauge Construction Information

Plantation Pipe Line Company

Lewis Drive Remediation Site, Belton, South Carolina

Site ID #18693 "Kinder Morgan Belton Pipeline Release"

Location ID	Installation Method	Date Installed	Stream Bottom	Elevation of Zero
			Elevation (ft amsl)	Mark (ft amsl)
SW-01	By hand	3/29/2016	812.39	812.82
SW-02	By hand	3/29/2016	808.36	808.65
SW-03	By hand	3/29/2016	815.05	815.09
SW-05	By hand	3/29/2016	838.69	838.75
SW-08	By hand	3/29/2016	802.14	802.04
SW-10	By hand	3/29/2016	776.62	778.09
SW-14	By hand	7/18/2017	837.13	NS

Notes:

amsl = above mean sea level relative to North American Vertical Datum of 1988 (NAVD88). Benchmark is 34.8289659 degrees north, 82.3710354 degrees west (NAD83, 2011), elevation 929.1 ft NAVD88.

ft = feet

NS = location not surveyed

Table 3. Analytical Results for Surface Water

Plantation Pipe Line Company

Lewis Drive Remediation Site, Belton, South Carolina

Site ID #18693 "Kinder Morgan Belton Pipeline Release"

Location	Sample ID	Date Collected	Units	Analyte						
				Benzene	Ethylbenzene	Toluene	m&p-Xylene	o-Xylene	Naphthalene	MTBE
Screening Value (µg/L):			2.2 ^a	530 ^a	1,000 ^a	NA ^b	NA ^b	NA ^b	NA ^b	
SW-RELEASE	SW-RELEASE	1/20/2015	µg/L	330	490	2,400	2,100	940	140	5.7 J
SW-01	SW01-121114	12/11/2014	µg/L	0.5 U	1 U	1 U	2 U	1 U	1 U	1 U
	SW01-022515	2/25/2015	µg/L	5 U ^c	5 U	5 U	10 U	5 U	5 U	NA
	SW01-030215	3/2/2015	µg/L	5 U ^c	5 U	5 U	10 U	5 U	5 U	NA
	SW01-031115	3/11/2015	µg/L	5 U ^c	5 U	5 U	10 U	5 U	5 U	NA
	SW01-031815	3/18/2015	µg/L	5 U ^c	5 U	5 U	10 U	5 U	5 U	NA
	SW01-033115	3/31/2015	µg/L	5 U ^c	5 U	17.6	10 U	5 U	5 U	NA
	SW01-042215	4/22/2015	µg/L	5 U ^c	5 U	14.9	10 U	5 U	5 U	NA
	SW01-050715	5/7/2015	µg/L	5 U ^c	5 U	7.0	10 U	5 U	5 U	NA
	SW01-051915	5/19/2015	µg/L	5 U ^c	5 U	8.8	10.6	6.4	5 U	NA
	SW01-060315	6/3/2015	µg/L	5 U ^c	5 U	5 U	10 U	5 U	5 U	NA
	SW01-061815	6/18/2015	µg/L	5 U ^c	5 U	5 U	10 U	5 U	5 U	NA
	SW01-071515	7/15/2015	µg/L	5 U ^c	5 U	5 U	10 U	5 U	5 U	NA
	SW01-081315	8/13/2015	µg/L	5 U ^c	5 U	5 U	10 U	5 U	5 U	NA
	SW01-092415	9/24/2015	µg/L	5 U ^c	5 U	5 U	10 U	5 U	5 U	NA
	SW01-102215	10/22/2015	µg/L	1 U	1 U	1 U	2 U	1 U	1 U	NA
	SW01-112415	11/24/2015	µg/L	7.8	1.5	13.0	9.3	4.6	1 U	NA
	SW01-122215	12/22/2015	µg/L	4.6	1 U	8.8	5.5	3.1	1 U	NA
	SW01-012516	1/25/2016	µg/L	17.6	2.3	36.0	11.3	6.3	1 U	NA
	SW01-021816	2/18/2016	µg/L	23.4	3.0	55.6	15.0	9.1	1 U	NA
	SW01-031616	3/16/2016	µg/L	20.1	2.4	42.3	13.3	7.6	1 U	NA
	SW01-042716	4/27/2016	µg/L	20.8	1 U	30.6	2.9	2.0	1 U	NA
	SW01-050916	5/9/2016	µg/L	16.5	1.4	16.3	7.0	4.8	1 U	NA
	SW01-062716	6/27/2016	µg/L	9	1 U	3.3	2 U	1 U	1 U	NA
	SW01-072816	7/28/2016	µg/L	1 U	1 U	1 U	2 U	1 U	1 U	NA
	SW01-081916	8/19/2016	µg/L	1 U	1 U	1 U	2 U	1 U	1 U	NA
	SW01-092916	9/29/2016	µg/L	1 U	1 U	1 U	2 U	1 U	1 U	NA
	SW01-103116	10/31/2016	µg/L	1 U	1 U	1 U	2 U	1 U	1 U	NA
	SW01-112816	11/28/2016	µg/L	5.0	1 U	10.4	4.9	8.3	1 U	NA
	SW01-122916	12/29/2016	µg/L	12.6	1 U	22.1	11.2	13.5	1 U	NA
	SW01-012017	1/20/2017	µg/L	1.0	1 U	2.3	2 U	3.5	1 U	NA
	SW01-022817	2/28/2017	µg/L	18.5	1.93	37.0	13.8	10.2	5 U	NA
	SW01-031517	3/15/2017	µg/L	3.02	1 U	5.13	2.16	1.74	5 U	NA
	SW01-032117	3/21/2017	µg/L	1 U	1 U	1.57	2 U	1 U	5 U	NA
	SW01-033017	3/30/2017	µg/L	1 U	1 U	1 U	2 U	1 U	5 U	NA
	SW01-040517	4/5/2017	µg/L	1 U	1 U	2.25	2 U	1 U	5 U	NA
	SW01-050417	5/4/2017	µg/L	1 U	1 U	1 U	2 U	1 U	5 U	NA
	SW01-061317	6/13/2017	µg/L	1 U	1 U	1.90	2 U	1 U	5 U	NA

Table 3. Analytical Results for Surface Water

Plantation Pipe Line Company

Lewis Drive Remediation Site, Belton, South Carolina

Site ID #18693 "Kinder Morgan Belton Pipeline Release"

Location	Sample ID	Date Collected	Units	Analyte						
				Benzene	Ethylbenzene	Toluene	m&p-Xylene	o-Xylene	Naphthalene	MTBE
Screening Value (µg/L):			2.2 ^a	530 ^a	1,000 ^a	NA ^b	NA ^b	NA ^b	NA ^b	
SW-01	SW01-071817	7/18/2017	µg/L	1 U	1 U	1 U	2 U	1 U	5 U	NA
	SW01-080217	8/2/2017	µg/L	1 U	1 U	1 U	2 U	1 U	5 U	NA
	SW01-090517	9/5/2017	µg/L	1 U	1 U	1 U	2 U	1 U	5 U	NA
	SW01-120517	12/5/2017	µg/L	1.5	1 U	1.15	2 U	2.14	5 U	NA
	SW01-121417	12/14/2017	µg/L	4.52	1 U	4.52	3.48	3.2	5 U	NA
	SW01-010918	1/9/2018	µg/L	1 U	1 U	1 U	2 U	1.15	5 U	NA
	SW01-020618	2/6/2018	µg/L	1 U	1 U	1 U	2 U	1 U	5 U	1 U
	SW01-030918	3/9/2018	µg/L	1.15	1 U	1 U	2 U	1 U	5 U	1 U
	SW01-040618	4/6/2018	µg/L	1 U	1 U	1 U	2 U	1 U	5 U	1.1
	SW01-050318	5/3/2018	µg/L	1 U	1 U	1 U	2 U	1 U	5 U	1 U
SW01-060718	6/7/2018	µg/L	1 U	1 U	1 U	2 U	1 U	5 U	1.43	
SW-02	SW02-121114	12/11/2014	µg/L	0.5 U	1 U	1 U	2 U	1 U	1 U	1 U
	SW02-022515	2/25/2015	µg/L	5 U ^c	5 U	5 U	10 U	5 U	5 U	NA
	SW02-030215	3/2/2015	µg/L	5 U ^c	5 U	5 U	10 U	5 U	5 U	NA
	SW02-031115	3/11/2015	µg/L	5 U ^c	5 U	5 U	10 U	5 U	5 U	NA
	SW02-031815	3/18/2015	µg/L	5 U ^c	5 U	5 U	10 U	5 U	5 U	NA
	SW02-033115	3/31/2015	µg/L	5 U ^c	5 U	6.0	10 U	5 U	5 U	NA
	SW02-042215	4/22/2015	µg/L	5 U ^c	5 U	13.0	10 U	5 U	5 U	NA
	SW02-050715	5/7/2015	µg/L	5 U ^c	5 U	5 U	10 U	5 U	5 U	NA
	SW02-051915	5/19/2015	µg/L	5 U ^c	5 U	5 U	10 U	5 U	5 U	NA
	SW02-060315	6/3/2015	µg/L	5 U ^c	5 U	5 U	10 U	5 U	5 U	NA
	SW02-061815	6/18/2015	µg/L	5 U ^c	5 U	5 U	10 U	5 U	5 U	NA
	SW02-071515	7/15/2015	µg/L	5 U ^c	5 U	5 U	10 U	5 U	5 U	NA
	SW02-081315	8/13/2015	µg/L	5 U ^c	5 U	5 U	10 U	5 U	5 U	NA
	SW02-092415	9/24/2015	µg/L	5 U ^c	5 U	5 U	10 U	5 U	5 U	NA
	SW02-102215	10/22/2015	µg/L	1 U	1 U	1 U	2 U	1 U	1 U	NA
	SW02-112415	11/24/2015	µg/L	6	1.3	10.0	7.8	4.0	1 U	NA
	SW02-122215	12/22/2015	µg/L	4.1	1 U	7.6	5.1	3.1	1 U	NA
	SW02-012516	1/25/2016	µg/L	12	1.5	25.0	8.4	4.6	1 U	NA
	SW02-021816	2/18/2016	µg/L	15.5	1.8	35.3	10.1	5.9	1 U	NA
	SW02-031616	3/16/2016	µg/L	8	1.0	17.5	5.8	3.9	1 U	NA
SW02-042716	4/27/2016	µg/L	5.6	1 U	7.1	2 U	1 U	1 U	NA	
SW02-050916	5/9/2016	µg/L	7.1	1 U	4.5	2.2	1.6	1 U	NA	
SW02-062716	6/27/2016	µg/L	1 U	1 U	1 U	2 U	1 U	1 U	NA	
SW02-072816	7/28/2016	µg/L	1 U	1 U	1 U	2 U	1 U	1 U	NA	
SW02-081916	8/19/2016	µg/L	1 U	1 U	1 U	2 U	1 U	1 U	NA	
SW02-092916	9/29/2016	µg/L	1 U	1 U	1 U	2 U	1 U	1 U	NA	
SW02-103116	10/31/2016	µg/L	1 U	1 U	1 U	2 U	1 U	1 U	NA	

Table 3. Analytical Results for Surface Water

Plantation Pipe Line Company

Lewis Drive Remediation Site, Belton, South Carolina

Site ID #18693 "Kinder Morgan Belton Pipeline Release"

Location	Sample ID	Date Collected	Units	Analyte						
				Benzene	Ethylbenzene	Toluene	m&p-Xylene	o-Xylene	Naphthalene	MTBE
Screening Value (µg/L):				2.2 ^a	530 ^a	1,000 ^a	NA ^b	NA ^b	NA ^b	NA ^b
SW-02	SW02-112816	11/28/2016	µg/L	5.4	1 U	1.6	2.6	4.8	1 U	NA
	SW02-122916	12/29/2016	µg/L	1 U	1 U	1 U	2 U	1.4	1 U	NA
	SW02-012017	1/20/2017	µg/L	1 U	1 U	1 U	2 U	1 U	1 U	NA
	SW02-022817	2/28/2017	µg/L	10.7	1 U	11.0	4.14	4.23	5 U	NA
	SW02-031517	3/15/2017	µg/L	11.4	1 U	8.6	4.45	3.6	5 U	NA
	SW02-032117	3/21/2017	µg/L	8.42	1 U	2.45	2.48	2.68	5 U	NA
	SW02-033017	3/30/2017	µg/L	2.18	1 U	1 U	2 U	1 U	5 U	NA
	SW02-040517	4/5/2017	µg/L	2.87	1 U	1.12	2 U	1.14	5 U	NA
	SW02-050417	5/4/2017	µg/L	1 U	1 U	1 U	2 U	1 U	5 U	NA
	SW02-061317	6/13/2017	µg/L	1 U	1 U	1 U	2 U	1 U	5 U	NA
	SW02-071817	7/18/2017	µg/L	1 U	1 U	1 U	2 U	1 U	5 U	NA
	SW02-080217	8/2/2017	µg/L	1 U	1 U	1 U	2 U	1 U	5 U	NA
	SW02-090517	9/5/2017	µg/L	1 U	1 U	1 U	2 U	1 U	5 U	NA
	SW02-120517	12/5/2017	µg/L	26.6	1.8	8.39	10.2	7.17	5 U	NA
	SW02-121417	12/14/2017	µg/L	21.1	1.53	9.4	9.74	7.32	5 U	NA
	SW02-010918	1/9/2018	µg/L	25.0	1.56	12.4	11	8.24	5 U	NA
	SW02-020618	2/6/2018	µg/L	6.69	1 U	2.65	2.75	1.87	5 U	1 U
	SW02-030918	3/9/2018	µg/L	3.19	1 U	1.39	2 U	1.11	5 U	1 U
SW02-040618	4/6/2018	µg/L	2.23	1 U	1 U	2 U	1 U	5 U	2.13	
SW02-050318	5/3/2018	µg/L	1 U	1 U	1 U	2 U	1 U	5 U	2.25	
SW02-060718	6/7/2018	µg/L	1 U	1 U	1 U	2 U	1 U	5 U	1.92	
SW-03	SW-UPGRADIENT	1/20/2015	µg/L	0.5 U	1 U	0.23 J	2 U	1 U	1 U	1 U
	SW03-022515	2/25/2015	µg/L	5 U ^c	5 U	5 U	10 U	5 U	5 U	NA
	SW03-030215	3/2/2015	µg/L	5 U ^c	5 U	5 U	10 U	5 U	5 U	NA
	SW03-031115	3/11/2015	µg/L	5 U ^c	5 U	5 U	10 U	5 U	5 U	NA
	SW03-031815	3/18/2015	µg/L	5 U ^c	5 U	5 U	10 U	5 U	5 U	NA
	SW03-033115	3/31/2015	µg/L	5 U ^c	5 U	5 U	10 U	5 U	5 U	NA
	SW03-042215	4/22/2015	µg/L	5 U ^c	5 U	5 U	10 U	5 U	5 U	NA
	SW03-050715	5/7/2015	µg/L	5 U ^c	5 U	5 U	10 U	5 U	5 U	NA
	SW03-051915	5/19/2015	µg/L	5 U ^c	5 U	5 U	10 U	5 U	5 U	NA
	SW03-060315	6/3/2015	µg/L	5 U ^c	5 U	5 U	10 U	5 U	5 U	NA
	SW03-061815	6/18/2015	µg/L	5 U ^c	5 U	5 U	10 U	5 U	5 U	NA
	SW03-071515	7/15/2015	µg/L	5 U ^c	5 U	5 U	10 U	5 U	5 U	NA
	SW03-081315	8/13/2015	µg/L	5 U ^c	5 U	5 U	10 U	5 U	5 U	NA
	--	9/24/2015	--	NS-IW	NS-IW	NS-IW	NS-IW	NS-IW	NS-IW	NS-IW
	SW03-102215	10/22/2015	µg/L	1 U	1 U	1 U	2 U	1 U	1 U	NA
SW03-112415	11/24/2015	µg/L	1 U	1 U	1 U	2 U	1 U	1 U	NA	
SW03-122215	12/22/2015	µg/L	1 U	1 U	1 U	2 U	1 U	1 U	NA	

Table 3. Analytical Results for Surface Water

Plantation Pipe Line Company

Lewis Drive Remediation Site, Belton, South Carolina

Site ID #18693 "Kinder Morgan Belton Pipeline Release"

Location	Sample ID	Date Collected	Units	Analyte						
				Benzene	Ethylbenzene	Toluene	m&p-Xylene	o-Xylene	Naphthalene	MTBE
			Screening Value (µg/L):	2.2 ^a	530 ^a	1,000 ^a	NA ^b	NA ^b	NA ^b	NA ^b
SW-03	SW03-012516	1/25/2016	µg/L	1 U	1 U	1 U	2 U	1 U	1 U	NA
	SW03-021816	2/18/2016	µg/L	1 U	1 U	1 U	2 U	1 U	1 U	NA
	SW03-031616	3/16/2016	µg/L	1 U	1 U	1 U	2 U	1 U	1 U	NA
	SW03-042716	4/27/2016	µg/L	1 U	1 U	1 U	2 U	1 U	1 U	NA
	SW03-050916	5/9/2016	µg/L	1 U	1 U	1 U	2 U	1 U	1 U	NA
	SW03-062716	6/27/2016	µg/L	1 U	1 U	1 U	2 U	1 U	1 U	NA
	SW03-072816	7/28/2016	µg/L	1 U	1 U	1 U	2 U	1 U	1 U	NA
	--	8/19/2016	--	NS-IW	NS-IW	NS-IW	NS-IW	NS-IW	NS-IW	NS-IW
	SW03-092916	9/29/2016	µg/L	1 U	1 U	1 U	2 U	1 U	1 U	NA
	SW03-103116	10/31/2016	µg/L	1 U	1 U	1 U	2 U	1 U	1 U	NA
	SW03-112816	11/28/2016	µg/L	1 U	1 U	1 U	2 U	1 U	1 U	NA
	SW03-122916	12/29/2016	µg/L	1 U	1 U	1 U	2 U	1 U	1 U	NA
	SW03-012017	1/20/2017	µg/L	1 U	1 U	1 U	2 U	1 U	1 U	NA
	SW03-022817	2/28/2017	µg/L	1 U	1 U	1 U	2 U	1 U	5 U	NA
	SW03-031517	3/15/2017	µg/L	1 U	1 U	1 U	2 U	1 U	5 U	NA
	SW03-032117	3/21/2017	µg/L	1 U	1 U	1 U	2 U	1 U	5 U	NA
	SW03-033017	3/30/2017	µg/L	1 U	1 U	1 U	2 U	1 U	5 U	NA
	SW03-040517	4/5/2017	µg/L	1 U	1 U	1 U	2 U	1 U	5 U	NA
	SW03-050417	5/4/2017	µg/L	1 U	1 U	1 U	2 U	1 U	5 U	NA
	SW03-061317	6/13/2017	µg/L	1 U	1 U	1 U	2 U	1 U	5 U	NA
	SW03-071817	7/18/2017	µg/L	1 U	1 U	1 U	2 U	1 U	5 U	NA
	SW03-080217	8/2/2017	µg/L	1 U	1 U	1 U	2 U	1 U	5 U	NA
	SW03-090517	9/5/2017	µg/L	1 U	1 U	1 U	2 U	1 U	5 U	NA
	SW03-120517	12/5/2017	µg/L	1 U	1 U	1 U	2 U	1 U	5 U	NA
	SW03-121417	12/14/2017	µg/L	1 U	1 U	1 U	2 U	1 U	5 U	NA
	--	1/9/2018	--	NS-HS	NS-HS	NS-HS	NS-HS	NS-HS	NS-HS	NS-HS
	SW03-020618	2/6/2018	µg/L	1 U	1 U	1 U	2 U	1 U	5 U	1 U
	SW03-030918	3/9/2018	µg/L	1 U	1 U	1 U	2 U	1 U	5 U	1 U
SW03-040618	4/6/2018	µg/L	1 U	1 U	1 U	2 U	1 U	5 U	1 U	
SW03-050318	5/3/2018	µg/L	1 U	1 U	1 U	2 U	1 U	5 U	1 U	
SW03-060718	6/7/2018	µg/L	1 U	1 U	1 U	2 U	1 U	5 U	1 U	
SW-04	SW-DOWNGRADIENT	1/20/2015	µg/L	95	27	310	110	63	94	2.7
	SW04-022515	2/25/2015	µg/L	5 U ^c	5 U	5 U	10 U	5 U	5 U	NA
	SW04-030215	3/2/2015	µg/L	5 U ^c	5 U	5 U	10 U	5 U	5 U	NA
	SW04-031115	3/11/2015	µg/L	5 U ^c	5 U	5 U	10 U	5 U	5 U	NA
	SW04-031815	3/18/2015	µg/L	5 U ^c	5 U	5 U	10 U	5 U	5 U	NA
	SW04-033115	3/31/2015	µg/L	5 U ^c	5 U	5 U	10 U	5 U	5 U	NA
	SW04-042215	4/22/2015	µg/L	5 U ^c	5 U	5 U	10 U	5 U	5 U	NA
	SW04-050715	5/7/2015	µg/L	5 U ^c	5 U	5 U	10 U	5 U	5 U	NA

Table 3. Analytical Results for Surface Water

Plantation Pipe Line Company

Lewis Drive Remediation Site, Belton, South Carolina

Site ID #18693 "Kinder Morgan Belton Pipeline Release"

Location	Sample ID	Date Collected	Units	Analyte						
				Screening Value (µg/L):	Benzene 2.2 ^a	Ethylbenzene 530 ^a	Toluene 1,000 ^a	m&p-Xylene NA ^b	o-Xylene NA ^b	Naphthalene NA ^b
SW-04	SW04-051915	5/19/2015	µg/L	5 U ^c	5 U	5 U	10 U	5 U	5 U	NA
	SW04-060315	6/3/2015	µg/L	5 U ^c	5 U	5 U	10 U	5 U	5 U	NA
	SW04-061815	6/18/2015	µg/L	5 U ^c	5 U	5 U	10 U	5 U	5 U	NA
	SW04-071515	7/15/2015	µg/L	5 U ^c	5 U	5 U	10 U	5 U	5 U	NA
	SW04-081315	8/13/2015	µg/L	5 U ^c	5 U	5 U	10 U	5 U	5 U	NA
	SW04-092415	9/24/2015	µg/L	5 U ^c	5 U	5 U	10 U	5 U	5 U	NA
	SW04-102215	10/22/2015	µg/L	1 U	1 U	1 U	2 U	1 U	1 U	NA
	SW04-112415	11/24/2015	µg/L	1.7	1 U	2.7	2.9	1.6	1 U	NA
	SW04-122215	12/22/2015	µg/L	3.3	1 U	7.3	5.2	2.7	1 U	NA
	SW04-012516	1/25/2016	µg/L	6.9	1 U	14.0	4.9	2.8	1 U	NA
	SW04-021816	2/18/2016	µg/L	10.9	1.1	25.4	7.0	4.3	1 U	NA
	SW04-031616	3/16/2016	µg/L	1 U	1 U	2.0	2 U	1.8	1 U	NA
	SW04-042716	4/27/2016	µg/L	1 U	1 U	1 U	2 U	1 U	1 U	NA
	SW04-050916	5/9/2016	µg/L	1 U	1 U	1 U	2 U	1 U	1 U	NA
	SW04-062716	6/27/2016	µg/L	1 U	1 U	1.1	2 U	1 U	1 U	NA
	SW04-072816	7/28/2016	µg/L	1 U	1 U	23.5	2 U	1 U	1 U	NA
	SW04-081916	8/19/2016	µg/L	1 U	1 U	1 U	2 U	1 U	1 U	NA
	SW04-092916	9/29/2016	µg/L	1 U	1 U	1 U	2 U	1 U	1 U	NA
	SW04-103116	10/31/2016	µg/L	1 U	1 U	1 U	2 U	1 U	1 U	NA
	SW04-112816	11/28/2016	µg/L	1 U	1 U	1 U	2 U	1 U	1 U	NA
	SW04-122916	12/29/2016	µg/L	1 U	1 U	1 U	2 U	1 U	1 U	NA
	SW04-012017	1/20/2017	µg/L	1 U	1 U	1 U	2 U	1 U	1 U	NA
	SW04-022817	2/28/2017	µg/L	1 U	1 U	1.13	2 U	1 U	5 U	NA
	SW04-031517	3/15/2017	µg/L	1 U	1 U	2.90	2 U	1 U	5 U	NA
	SW04-032117	3/21/2017	µg/L	1 U	1 U	3.28	2 U	1 U	5 U	NA
	SW04-033017	3/30/2017	µg/L	1 U	1 U	6.15	2 U	1 U	5 U	NA
	SW04-040517	4/5/2017	µg/L	1 U	1 U	9.47	2 U	1 U	5 U	NA
	SW04-050417	5/4/2017	µg/L	1 U	1 U	13.8	2 U	1 U	5 U	NA
	SW04-061317	6/13/2017	µg/L	1 U	1 U	1.37	2 U	1 U	5 U	NA
	SW04-071817	7/18/2017	µg/L	1 U	1 U	1.92	2 U	1 U	5 U	NA
	SW04-080217	8/2/2017	µg/L	1 U	1 U	1 U	2 U	1 U	5 U	NA
	SW04-090517	9/5/2017	µg/L	1 U	1 U	1 U	2 U	1 U	5 U	NA
	SW04-120517	12/5/2017	µg/L	1 U	1 U	5.53	2 U	1 U	5 U	NA
	SW04-121417	12/14/2017	µg/L	1 U	1 U	1 U	2 U	1 U	5 U	NA
	SW04-010918	1/9/2018	µg/L	1 U	1 U	4.09	2 U	1 U	5 U	NA
	SW04-020618	2/6/2018	µg/L	3.04	1 U	1.73	2 U	1.12	5 U	1 U
	SW04-030918	3/9/2018	µg/L	1 U	1 U	1.37	2 U	1 U	5 U	1 U
	SW04-040618	4/6/2018	µg/L	1 U	1 U	1 U	2 U	1 U	5 U	1 U
	SW04-050318	5/3/2018	µg/L	1 U	1 U	1 U	2 U	1 U	5 U	1.2

Table 3. Analytical Results for Surface Water

Plantation Pipe Line Company

Lewis Drive Remediation Site, Belton, South Carolina

Site ID #18693 "Kinder Morgan Belton Pipeline Release"

Location	Sample ID	Date Collected	Units	Analyte							
				Benzene	Ethylbenzene	Toluene	m&p-Xylene	o-Xylene	Naphthalene	MTBE	
Screening Value (µg/L):			2.2 ^a	530 ^a	1,000 ^a	NA ^b	NA ^b	NA ^b	NA ^b		
SW-04	SW04-060718	6/7/2018	µg/L	1 U	1 U	1 U	2 U	1 U	5 U	1.31	
SW-05	SW05-022515	2/25/2015	µg/L	5 U ^c	5 U	5 U	10 U	5 U	5 U	NA	
	SW05-030215	3/2/2015	µg/L	5 U ^c	5 U	5 U	10 U	5 U	5 U	NA	
	SW05-031115	3/11/2015	µg/L	5 U ^c	5 U	5 U	10 U	5 U	5 U	NA	
	SW05-031815	3/18/2015	µg/L	5 U ^c	5 U	5 U	10 U	5 U	5 U	NA	
	SW05-033115	3/31/2015	µg/L	5 U ^c	5 U	5 U	10 U	5 U	5 U	NA	
	SW05-042215	4/22/2015	µg/L	5 U ^c	5 U	5 U	10 U	5 U	5 U	NA	
	SW05-050715	5/7/2015	µg/L	5 U ^c	5 U	5 U	10 U	5 U	5 U	NA	
	--	5/19/2015	--	NS-IW	NS-IW	NS-IW	NS-IW	NS-IW	NS-IW	NS-IW	NS-IW
	--	6/3/2015	--	NS-IW	NS-IW	NS-IW	NS-IW	NS-IW	NS-IW	NS-IW	NS-IW
	--	6/18/2015	--	NS-IW	NS-IW	NS-IW	NS-IW	NS-IW	NS-IW	NS-IW	NS-IW
	--	7/15/2015	--	NS-IW	NS-IW	NS-IW	NS-IW	NS-IW	NS-IW	NS-IW	NS-IW
	--	8/13/2015	--	NS-IW	NS-IW	NS-IW	NS-IW	NS-IW	NS-IW	NS-IW	NS-IW
	--	9/24/2015	--	NS-IW	NS-IW	NS-IW	NS-IW	NS-IW	NS-IW	NS-IW	NS-IW
	--	10/22/2015	--	NS-IW	NS-IW	NS-IW	NS-IW	NS-IW	NS-IW	NS-IW	NS-IW
		SW05-112415	11/24/2015	µg/L	1 U	1 U	1 U	2 U	1 U	1 U	NA
		SW05-122215	12/22/2015	µg/L	1 U	1 U	1 U	2 U	1 U	1 U	NA
		SW05-012516	1/25/2016	µg/L	1 U	1 U	1 U	2 U	1 U	1 U	NA
		SW05-021816	2/18/2016	µg/L	1 U	1 U	1 U	2 U	1 U	1 U	NA
		SW05-031616	3/16/2016	µg/L	1 U	1 U	1 U	2 U	1 U	1 U	NA
	--	4/27/2016	--	NS-IW	NS-IW	NS-IW	NS-IW	NS-IW	NS-IW	NS-IW	NS-IW
	--	5/9/2016	--	NS-IW	NS-IW	NS-IW	NS-IW	NS-IW	NS-IW	NS-IW	NS-IW
	--	6/27/2016	--	NS-IW	NS-IW	NS-IW	NS-IW	NS-IW	NS-IW	NS-IW	NS-IW
	--	7/28/2016	--	NS-IW	NS-IW	NS-IW	NS-IW	NS-IW	NS-IW	NS-IW	NS-IW
	--	8/19/2016	--	NS-IW	NS-IW	NS-IW	NS-IW	NS-IW	NS-IW	NS-IW	NS-IW
	--	9/29/2016	--	NS-IW	NS-IW	NS-IW	NS-IW	NS-IW	NS-IW	NS-IW	NS-IW
	--	10/31/2016	--	NS-IW	NS-IW	NS-IW	NS-IW	NS-IW	NS-IW	NS-IW	NS-IW
--	11/28/2016	--	NS-IW	NS-IW	NS-IW	NS-IW	NS-IW	NS-IW	NS-IW	NS-IW	
--	12/29/2016	--	NS-IW	NS-IW	NS-IW	NS-IW	NS-IW	NS-IW	NS-IW	NS-IW	
--	1/20/2017	--	NS-IW	NS-IW	NS-IW	NS-IW	NS-IW	NS-IW	NS-IW	NS-IW	
--	2/28/2017	--	NS-IW	NS-IW	NS-IW	NS-IW	NS-IW	NS-IW	NS-IW	NS-IW	
--	3/15/2017	--	NS-IW	NS-IW	NS-IW	NS-IW	NS-IW	NS-IW	NS-IW	NS-IW	
--	3/21/2017	--	NS-IW	NS-IW	NS-IW	NS-IW	NS-IW	NS-IW	NS-IW	NS-IW	
--	3/30/2017	--	NS-IW	NS-IW	NS-IW	NS-IW	NS-IW	NS-IW	NS-IW	NS-IW	
--	4/5/2017	--	NS-IW	NS-IW	NS-IW	NS-IW	NS-IW	NS-IW	NS-IW	NS-IW	
--	5/4/2017	--	NS-IW	NS-IW	NS-IW	NS-IW	NS-IW	NS-IW	NS-IW	NS-IW	
--	6/13/2017	--	NS-IW	NS-IW	NS-IW	NS-IW	NS-IW	NS-IW	NS-IW	NS-IW	
--	7/18/2017	--	NS-IW	NS-IW	NS-IW	NS-IW	NS-IW	NS-IW	NS-IW	NS-IW	
--	8/2/2017	--	NS-IW	NS-IW	NS-IW	NS-IW	NS-IW	NS-IW	NS-IW	NS-IW	

Table 3. Analytical Results for Surface Water

Plantation Pipe Line Company

Lewis Drive Remediation Site, Belton, South Carolina

Site ID #18693 "Kinder Morgan Belton Pipeline Release"

Location	Sample ID	Date Collected	Units	Analyte							
				Screening Value (µg/L):	Benzene 2.2 ^a	Ethylbenzene 530 ^a	Toluene 1,000 ^a	m&p-Xylene NA ^b	o-Xylene NA ^b	Naphthalene NA ^b	MTBE NA ^b
SW-05	--	9/5/2017	--	NS-IW	NS-IW	NS-IW	NS-IW	NS-IW	NS-IW	NS-IW	NS-IW
	--	12/5/2017	--	NS-IW	NS-IW	NS-IW	NS-IW	NS-IW	NS-IW	NS-IW	NS-IW
	--	12/14/2017	--	NS-IW	NS-IW	NS-IW	NS-IW	NS-IW	NS-IW	NS-IW	NS-IW
	--	1/9/2018	--	NS-IW	NS-IW	NS-IW	NS-IW	NS-IW	NS-IW	NS-IW	NS-IW
	SW05-020618	2/6/2018	µg/L	1 U	1 U	1 U	2 U	1 U	5 U	1 U	
	SW05-030918	3/9/2018	µg/L	1 U	1 U	1 U	2 U	1 U	5 U	1 U	
	--	4/6/2018	--	NS-IW	NS-IW	NS-IW	NS-IW	NS-IW	NS-IW	NS-IW	
	SW05-050318	5/3/2018	µg/L	1 U	1 U	1 U	2 U	1 U	5 U	1 U	
--	6/7/2018	--	NS-IW	NS-IW	NS-IW	NS-IW	NS-IW	NS-IW	NS-IW		
SW-06	SW06-022515	2/25/2015	µg/L	5 U ^c	5 U	5 U	10 U	5 U	5 U	NA	
	SW06-030215	3/2/2015	µg/L	5 U ^c	5 U	5 U	10 U	5 U	5 U	NA	
	SW06-031115	3/11/2015	µg/L	5 U ^c	5 U	5 U	10 U	5 U	5 U	NA	
	SW06-031815	3/18/2015	µg/L	5 U ^c	5 U	5 U	10 U	5 U	5 U	NA	
	--	3/31/2015	--	NS-IW	NS-IW	NS-IW	NS-IW	NS-IW	NS-IW	NS-IW	
	SW06-042215	4/22/2015	µg/L	5 U ^c	5 U	5 U	10 U	5 U	5 U	NA	
	--	5/7/2015	--	NS-IW	NS-IW	NS-IW	NS-IW	NS-IW	NS-IW	NS-IW	
	--	5/19/2015	--	NS-IW	NS-IW	NS-IW	NS-IW	NS-IW	NS-IW	NS-IW	
	--	6/3/2015	--	NS-IW	NS-IW	NS-IW	NS-IW	NS-IW	NS-IW	NS-IW	
	--	6/18/2015	--	NS-IW	NS-IW	NS-IW	NS-IW	NS-IW	NS-IW	NS-IW	
	--	7/15/2015	--	NS-IW	NS-IW	NS-IW	NS-IW	NS-IW	NS-IW	NS-IW	
	--	8/13/2015	--	NS-IW	NS-IW	NS-IW	NS-IW	NS-IW	NS-IW	NS-IW	
	--	9/24/2015	--	NS-IW	NS-IW	NS-IW	NS-IW	NS-IW	NS-IW	NS-IW	
	--	10/22/2015	--	NS-IW	NS-IW	NS-IW	NS-IW	NS-IW	NS-IW	NS-IW	
	--	11/24/2015	--	NS-IW	NS-IW	NS-IW	NS-IW	NS-IW	NS-IW	NS-IW	
	SW06-122215	12/22/2015	µg/L	1 U	1 U	1 U	2 U	1 U	1 U	NA	
	SW06-012516	1/25/2016	µg/L	1 U	1 U	1 U	2 U	1 U	1 U	NA	
	SW06-021816	2/18/2016	µg/L	1 U	1 U	1 U	2 U	1 U	1 U	NA	
	--	3/16/2016	--	NS-IW	NS-IW	NS-IW	NS-IW	NS-IW	NS-IW	NS-IW	
	--	4/27/2016	--	NS-IW	NS-IW	NS-IW	NS-IW	NS-IW	NS-IW	NS-IW	
--	5/9/2016	--	NS-IW	NS-IW	NS-IW	NS-IW	NS-IW	NS-IW	NS-IW		
--	6/27/2016	--	NS-IW	NS-IW	NS-IW	NS-IW	NS-IW	NS-IW	NS-IW		
--	7/28/2016	--	NS-IW	NS-IW	NS-IW	NS-IW	NS-IW	NS-IW	NS-IW		
--	8/19/2016	--	NS-IW	NS-IW	NS-IW	NS-IW	NS-IW	NS-IW	NS-IW		
--	9/29/2016	--	NS-IW	NS-IW	NS-IW	NS-IW	NS-IW	NS-IW	NS-IW		
--	10/31/2016	--	NS-IW	NS-IW	NS-IW	NS-IW	NS-IW	NS-IW	NS-IW		
--	11/28/2016	--	NS-IW	NS-IW	NS-IW	NS-IW	NS-IW	NS-IW	NS-IW		
--	12/29/2016	--	NS-IW	NS-IW	NS-IW	NS-IW	NS-IW	NS-IW	NS-IW		
--	1/20/2017	--	NS-IW	NS-IW	NS-IW	NS-IW	NS-IW	NS-IW	NS-IW		
--	2/28/2017	--	NS-IW	NS-IW	NS-IW	NS-IW	NS-IW	NS-IW	NS-IW		

Table 3. Analytical Results for Surface Water

Plantation Pipe Line Company

Lewis Drive Remediation Site, Belton, South Carolina

Site ID #18693 "Kinder Morgan Belton Pipeline Release"

Location	Sample ID	Date Collected	Units	Analyte							
				Screening Value (µg/L):	Benzene 2.2 ^a	Ethylbenzene 530 ^a	Toluene 1,000 ^a	m&p-Xylene NA ^b	o-Xylene NA ^b	Naphthalene NA ^b	MTBE NA ^b
SW-06	--	3/15/2017	--	NS-IW	NS-IW	NS-IW	NS-IW	NS-IW	NS-IW	NS-IW	NS-IW
	--	3/21/2017	--	NS-IW	NS-IW	NS-IW	NS-IW	NS-IW	NS-IW	NS-IW	NS-IW
	--	3/30/2017	--	NS-IW	NS-IW	NS-IW	NS-IW	NS-IW	NS-IW	NS-IW	NS-IW
	--	4/5/2017	--	NS-IW	NS-IW	NS-IW	NS-IW	NS-IW	NS-IW	NS-IW	NS-IW
	--	5/4/2017	--	NS-IW	NS-IW	NS-IW	NS-IW	NS-IW	NS-IW	NS-IW	NS-IW
	--	6/13/2017	--	NS-IW	NS-IW	NS-IW	NS-IW	NS-IW	NS-IW	NS-IW	NS-IW
	--	7/18/2017	--	NS-IW	NS-IW	NS-IW	NS-IW	NS-IW	NS-IW	NS-IW	NS-IW
	--	8/2/2017	--	NS-IW	NS-IW	NS-IW	NS-IW	NS-IW	NS-IW	NS-IW	NS-IW
	--	9/5/2017	--	NS-IW	NS-IW	NS-IW	NS-IW	NS-IW	NS-IW	NS-IW	NS-IW
	--	12/5/2017	--	NS-IW	NS-IW	NS-IW	NS-IW	NS-IW	NS-IW	NS-IW	NS-IW
	--	12/14/2017	--	NS-IW	NS-IW	NS-IW	NS-IW	NS-IW	NS-IW	NS-IW	NS-IW
	--	1/9/2018	--	NS-IW	NS-IW	NS-IW	NS-IW	NS-IW	NS-IW	NS-IW	NS-IW
	--	2/6/2018	--	NS-IW	NS-IW	NS-IW	NS-IW	NS-IW	NS-IW	NS-IW	NS-IW
	--	3/9/2018	--	NS-IW	NS-IW	NS-IW	NS-IW	NS-IW	NS-IW	NS-IW	NS-IW
	--	4/6/2018	--	NS-IW	NS-IW	NS-IW	NS-IW	NS-IW	NS-IW	NS-IW	NS-IW
--	5/3/2018	--	NS-IW	NS-IW	NS-IW	NS-IW	NS-IW	NS-IW	NS-IW	NS-IW	
--	6/7/2018	--	NS-IW	NS-IW	NS-IW	NS-IW	NS-IW	NS-IW	NS-IW	NS-IW	
SW-07	SW07-022515	2/25/2015	µg/L	5 U ^c	5 U	5 U	10 U	5 U	5 U	NA	
	SW07-030215	3/2/2015	µg/L	5 U ^c	5 U	5 U	10 U	5 U	5 U	NA	
	SW07-031115	3/11/2015	µg/L	5 U ^c	5 U	5 U	10 U	5 U	5 U	NA	
	SW07-031815	3/18/2015	µg/L	5 U ^c	5 U	5 U	10 U	5 U	5 U	NA	
	SW07-033115	3/31/2015	µg/L	5 U ^c	5 U	5 U	10 U	5 U	5 U	NA	
	SW07-042215	4/22/2015	µg/L	5 U ^c	5 U	5 U	10 U	5 U	5 U	NA	
	SW07-050715	5/7/2015	µg/L	5 U ^c	5 U	5 U	10 U	5 U	5 U	NA	
	SW07-051915	5/19/2015	µg/L	5 U ^c	5 U	5 U	10 U	5 U	5 U	NA	
	SW07-060315	6/3/2015	µg/L	5 U ^c	5 U	5 U	10 U	5 U	5 U	NA	
	SW07-061815	6/18/2015	µg/L	5 U ^c	5 U	5 U	10 U	5 U	5 U	NA	
	SW07-071515	7/15/2015	µg/L	5 U ^c	5 U	5 U	10 U	5 U	5 U	NA	
	--	8/13/2015	--	NS-IW	NS-IW	NS-IW	NS-IW	NS-IW	NS-IW	NS-IW	
	--	9/24/2015	--	NS-IW	NS-IW	NS-IW	NS-IW	NS-IW	NS-IW	NS-IW	
	SW07-102215	10/22/2015	µg/L	1 U	1 U	1 U	2 U	1 U	1 U	NA	
	SW07-112415	11/24/2015	µg/L	1 U	1 U	1 U	2 U	1 U	1 U	NA	
	SW07-122215	12/22/2015	µg/L	1 U	1 U	1 U	2 U	1 U	1 U	NA	
	SW07-012516	1/25/2016	µg/L	1 U	1 U	1 U	2 U	1 U	1 U	NA	
	SW07-021816	2/18/2016	µg/L	1 U	1 U	1 U	2 U	1 U	1 U	NA	
	SW07-031616	3/16/2016	µg/L	1 U	1 U	1 U	2 U	1 U	1 U	NA	
	SW07-042716	4/27/2016	µg/L	1 U	1 U	1 U	2 U	1 U	1 U	NA	
SW07-050916	5/9/2016	µg/L	1 U	1 U	1 U	2 U	1 U	1 U	NA		

Table 3. Analytical Results for Surface Water

Plantation Pipe Line Company

Lewis Drive Remediation Site, Belton, South Carolina

Site ID #18693 "Kinder Morgan Belton Pipeline Release"

Location	Sample ID	Date Collected	Units	Analyte							
				Screening Value (µg/L):	Benzene 2.2 ^a	Ethylbenzene 530 ^a	Toluene 1,000 ^a	m&p-Xylene NA ^b	o-Xylene NA ^b	Naphthalene NA ^b	MTBE NA ^b
SW-07	--	6/27/2016	--	NS-IW	NS-IW	NS-IW	NS-IW	NS-IW	NS-IW	NS-IW	NS-IW
	--	7/28/2016	--	NS-IW	NS-IW	NS-IW	NS-IW	NS-IW	NS-IW	NS-IW	NS-IW
	--	8/19/2016	--	NS-IW	NS-IW	NS-IW	NS-IW	NS-IW	NS-IW	NS-IW	NS-IW
	--	9/29/2016	--	NS-IW	NS-IW	NS-IW	NS-IW	NS-IW	NS-IW	NS-IW	NS-IW
	--	10/31/2016	--	NS-IW	NS-IW	NS-IW	NS-IW	NS-IW	NS-IW	NS-IW	NS-IW
	--	11/28/2016	--	NS-IW	NS-IW	NS-IW	NS-IW	NS-IW	NS-IW	NS-IW	NS-IW
	--	12/29/2016	--	NS-IW	NS-IW	NS-IW	NS-IW	NS-IW	NS-IW	NS-IW	NS-IW
	--	1/20/2017	--	NS-IW	NS-IW	NS-IW	NS-IW	NS-IW	NS-IW	NS-IW	NS-IW
	--	2/28/2017	--	NS-IW	NS-IW	NS-IW	NS-IW	NS-IW	NS-IW	NS-IW	NS-IW
	SW07-031517	3/15/2017	µg/L	1 U	1 U	1 U	2 U	1 U	5 U	NA	
	SW07-032117	3/21/2017	µg/L	1 U	1 U	1 U	2 U	1 U	5 U	NA	
	SW07-033017	3/30/2017	µg/L	1 U	1 U	1 U	2 U	1 U	5 U	NA	
	SW07-040517	4/5/2017	µg/L	1 U	1 U	1 U	2 U	1 U	5 U	NA	
	SW07-050417	5/4/2017	µg/L	1 U	1 U	1 U	2 U	1 U	5 U	NA	
	SW07-061317	6/13/2017	µg/L	1 U	1 U	1 U	2 U	1 U	5 U	NA	
	SW07-071817	7/18/2017	µg/L	1 U	1 U	1 U	2 U	1 U	5 U	NA	
	--	8/2/2017	--	NS-IW	NS-IW	NS-IW	NS-IW	NS-IW	NS-IW	NS-IW	
	--	9/5/2017	--	NS-IW	NS-IW	NS-IW	NS-IW	NS-IW	NS-IW	NS-IW	
	SW07-120517	12/5/2017	µg/L	1 U	1 U	1 U	2 U	1 U	5 U	NA	
	SW07-121417	12/14/2017	µg/L	1 U	1 U	1 U	2 U	1 U	5 U	NA	
SW07-010918	1/9/2018	µg/L	1 U	1 U	1 U	2 U	1 U	5 U	NA		
SW07-020618	2/6/2018	µg/L	1 U	1 U	1 U	2 U	1 U	5 U	1 U		
SW07-030918	3/9/2018	µg/L	1 U	1 U	1 U	2 U	1 U	5 U	1 U		
SW07-040618	4/6/2018	µg/L	1 U	1 U	1 U	2 U	1 U	5 U	1 U		
SW07-050318	5/3/2018	µg/L	1 U	1 U	1 U	2 U	1 U	5 U	1 U		
SW07-060718	6/7/2018	µg/L	1 U	1 U	1 U	2 U	1 U	5 U	1 U		
SW-08	SW08-022515	2/25/2015	µg/L	5 U ^c	5 U	5 U	10 U	5 U	5 U	NA	
	SW08-030215	3/2/2015	µg/L	5 U ^c	5 U	5 U	10 U	5 U	5 U	NA	
	SW08-031115	3/11/2015	µg/L	5 U ^c	5 U	5 U	10 U	5 U	5 U	NA	
	SW08-031815	3/18/2015	µg/L	5 U ^c	5 U	5 U	10 U	5 U	5 U	NA	
	SW08-033115	3/31/2015	µg/L	5 U ^c	5 U	5 U	10 U	5 U	5 U	NA	
	SW08-042215	4/22/2015	µg/L	5 U ^c	5 U	5 U	10 U	5 U	5 U	NA	
	SW08-050715	5/7/2015	µg/L	5 U ^c	5 U	5 U	10 U	5 U	5 U	NA	
	SW08-051915	5/19/2015	µg/L	5 U ^c	5 U	5 U	10 U	5 U	5 U	NA	
	SW08-060315	6/3/2015	µg/L	5 U ^c	5 U	5 U	10 U	5 U	5 U	NA	
	SW08-061815	6/18/2015	µg/L	5 U ^c	5 U	5 U	10 U	5 U	5 U	NA	
	SW08-071515	7/15/2015	µg/L	5 U ^c	5 U	5 U	10 U	5 U	5 U	NA	
SW08-081315	8/13/2015	µg/L	5 U ^c	5 U	5 U	10 U	5 U	5 U	NA		

Table 3. Analytical Results for Surface Water

Plantation Pipe Line Company

Lewis Drive Remediation Site, Belton, South Carolina

Site ID #18693 "Kinder Morgan Belton Pipeline Release"

Location	Sample ID	Date Collected	Units	Analyte						
				Screening Value (µg/L):	Benzene 2.2 ^a	Ethylbenzene 530 ^a	Toluene 1,000 ^a	m&p-Xylene NA ^b	o-Xylene NA ^b	Naphthalene NA ^b
SW-08	SW08-092415	9/24/2015	µg/L	5 U ^c	5 U	5 U	10 U	5 U	5 U	NA
	SW08-102215	10/22/2015	µg/L	1 U	1 U	1 U	2 U	1 U	1 U	NA
	SW08-112415	11/24/2015	µg/L	1 U	1 U	1 U	2 U	1 U	1 U	NA
	SW08-122215	12/22/2015	µg/L	1.6	1 U	3.8	2.5	1.6	1 U	NA
	SW08-012516	1/25/2016	µg/L	2.4	1 U	5.6	2	1.3	1 U	NA
	SW08-021816	2/18/2016	µg/L	2.9	1 U	7.6	2.3	1.5	1 U	NA
	SW08-031616	3/16/2016	µg/L	1 U	1 U	1 U	2 U	1 U	1 U	NA
	SW08-042716	4/27/2016	µg/L	1 U	1 U	1 U	2 U	1 U	1 U	NA
	SW08-050916	5/9/2016	µg/L	1 U	1 U	1 U	2 U	1 U	1 U	NA
	SW08-062716	6/27/2016	µg/L	1 U	1 U	1 U	2 U	1 U	1 U	NA
	SW08-072816	7/28/2016	µg/L	1 U	1 U	1 U	2 U	1 U	1 U	NA
	SW08-081916	8/19/2016	µg/L	1 U	1 U	1 U	2 U	1 U	1 U	NA
	SW08-092916	9/29/2016	µg/L	1 U	1 U	1 U	2 U	1 U	1 U	NA
	SW08-103116	10/31/2016	µg/L	1 U	1 U	1 U	2 U	1 U	1 U	NA
	SW08-112816	11/28/2016	µg/L	1 U	1 U	1 U	2 U	1 U	1 U	NA
	SW08-122916	12/29/2016	µg/L	1 U	1 U	1 U	2 U	1 U	1 U	NA
	SW08-012017	1/20/2017	µg/L	1 U	1 U	1 U	2 U	1 U	1 U	NA
	SW08-022817	2/28/2017	µg/L	1 U	1 U	1 U	2 U	1 U	5 U	NA
	SW08-031517	3/15/2017	µg/L	1 U	1 U	1 U	2 U	1 U	5 U	NA
	SW08-032117	3/21/2017	µg/L	1 U	1 U	1 U	2 U	1 U	5 U	NA
	SW08-033017	3/30/2017	µg/L	1 U	1 U	1 U	2 U	1 U	5 U	NA
	SW08-040517	4/5/2017	µg/L	1 U	1 U	1 U	2 U	1 U	5 U	NA
	SW08-050417	5/4/2017	µg/L	1 U	1 U	1 U	2 U	1 U	5 U	NA
	SW08-061317	6/13/2017	µg/L	1 U	1 U	1 U	2 U	1 U	5 U	NA
	SW08-071817	7/18/2017	µg/L	1 U	1 U	1 U	2 U	1 U	5 U	NA
SW08-080217	8/2/2017	µg/L	1 U	1 U	1 U	2 U	1 U	5 U	NA	
SW08-090517	9/5/2017	µg/L	1 U	1 U	1 U	2 U	1 U	5 U	NA	
SW08-120517	12/5/2017	µg/L	1 U	1 U	1 U	2 U	1 U	5 U	NA	
SW08-121417	12/14/2017	µg/L	1 U	1 U	1 U	2 U	1 U	5 U	NA	
SW08-010918	1/9/2018	µg/L	1.16	1 U	1 U	2 U	1.87	5 U	NA	
SW08-020618	2/6/2018	µg/L	1 U	1 U	1 U	2 U	1 U	5 U	1 U	
SW08-030918	3/9/2018	µg/L	1 U	1 U	1 U	2 U	1 U	5 U	1 U	
SW08-040618	4/6/2018	µg/L	1 U	1 U	1 U	2 U	1 U	5 U	1 U	
SW08-050318	5/3/2018	µg/L	1 U	1 U	1 U	2 U	1 U	5 U	1 U	
SW08-060718	6/7/2018	µg/L	1 U	1 U	1 U	2 U	1 U	5 U	1 U	
SW-09	SW09-022515	2/25/2015	µg/L	5 U ^c	5 U	5 U	10 U	5 U	5 U	NA
	SW09-030215	3/2/2015	µg/L	5 U ^c	5 U	5 U	10 U	5 U	5 U	NA
	SW09-031115	3/11/2015	µg/L	5 U ^c	5 U	5 U	10 U	5 U	5 U	NA
	SW09-031815	3/18/2015	µg/L	5 U ^c	5 U	5 U	10 U	5 U	5 U	NA

Table 3. Analytical Results for Surface Water

Plantation Pipe Line Company

Lewis Drive Remediation Site, Belton, South Carolina

Site ID #18693 "Kinder Morgan Belton Pipeline Release"

Location	Sample ID	Date Collected	Units	Analyte						
				Benzene	Ethylbenzene	Toluene	m&p-Xylene	o-Xylene	Naphthalene	MTBE
Screening Value (µg/L):			2.2 ^a	530 ^a	1,000 ^a	NA ^b	NA ^b	NA ^b	NA ^b	
SW-09	SW09-033115	3/31/2015	µg/L	5 U ^c	5 U	5 U	10 U	5 U	5 U	NA
	SW09-042215	4/22/2015	µg/L	5 U ^c	5 U	5 U	10 U	5 U	5 U	NA
	SW09-050715	5/7/2015	µg/L	5 U ^c	5 U	5 U	10 U	5 U	5 U	NA
	SW09-051915	5/19/2015	µg/L	5 U ^c	5 U	5 U	10 U	5 U	5 U	NA
	SW09-060315	6/3/2015	µg/L	5 U ^c	5 U	5 U	10 U	5 U	5 U	NA
	SW09-061815	6/18/2015	µg/L	5 U ^c	5 U	5 U	10 U	5 U	5 U	NA
	SW09-071515	7/15/2015	µg/L	5 U ^c	5 U	5 U	10 U	5 U	5 U	NA
	SW09-081315	8/13/2015	µg/L	5 U ^c	5 U	5 U	10 U	5 U	5 U	NA
	SW09-092415	9/24/2015	µg/L	5 U ^c	5 U	5 U	10 U	5 U	5 U	NA
	SW09-102215	10/22/2015	µg/L	1 U	1 U	1 U	2 U	1 U	1 U	NA
	SW09-112415	11/24/2015	µg/L	1 U	1 U	1 U	2 U	1 U	1 U	NA
	SW09-122215	12/22/2015	µg/L	2.1	1 U	4.8	3.3	2.1	1 U	NA
	SW09-012516	1/25/2016	µg/L	3.3	1 U	7.1	2.4	1.5	1 U	NA
	SW09-021816	2/18/2016	µg/L	2.2	1 U	5.9	2 U	1.2	1 U	NA
	SW09-031616	3/16/2016	µg/L	1 U	1 U	1 U	2 U	1 U	1 U	NA
	SW09-042716	4/27/2016	µg/L	1 U	1 U	1 U	2 U	1 U	1 U	NA
	SW09-050916	5/9/2016	µg/L	1 U	1 U	1 U	2 U	1 U	1 U	NA
	SW09-062716	6/27/2016	µg/L	1 U	1 U	1 U	2 U	1 U	1 U	NA
	SW09-072816	7/28/2016	µg/L	1 U	1 U	1 U	2 U	1 U	1 U	NA
	SW09-081916	8/19/2016	µg/L	1 U	1 U	1 U	2 U	1 U	1 U	NA
	SW09-092916	9/29/2016	µg/L	1 U	1 U	1 U	2 U	1 U	1 U	NA
	SW09-103116	10/31/2016	µg/L	1 U	1 U	1 U	2 U	1 U	1 U	NA
	SW09-112816	11/28/2016	µg/L	1 U	1 U	1 U	2 U	1 U	1 U	NA
	SW09-122916	12/29/2016	µg/L	1 U	1 U	1 U	2 U	1 U	1 U	NA
	SW09-012017	1/20/2017	µg/L	1 U	1 U	1 U	2 U	1 U	1 U	NA
	SW09-022817	2/28/2017	µg/L	1 U	1 U	1 U	2 U	1 U	5 U	NA
	SW09-031517	3/15/2017	µg/L	1 U	1 U	1 U	2 U	1 U	5 U	NA
	SW09-032117	3/21/2017	µg/L	1 U	1 U	1 U	2 U	1 U	5 U	NA
	SW09-033017	3/30/2017	µg/L	1 U	1 U	1 U	2 U	1 U	5 U	NA
	SW09-040517	4/5/2017	µg/L	1 U	1 U	1 U	2 U	1 U	5 U	NA
	SW09-050417	5/4/2017	µg/L	1 U	1 U	1 U	2 U	1 U	5 U	NA
	SW09-061317	6/13/2017	µg/L	1 U	1 U	1 U	2 U	1 U	5 U	NA
	SW09-071817	7/18/2017	µg/L	1 U	1 U	1 U	2 U	1 U	5 U	NA
	SW09-080217	8/2/2017	µg/L	1 U	1 U	1 U	2 U	1 U	5 U	NA
	SW09-090517	9/5/2017	µg/L	1 U	1 U	1 U	2 U	1 U	5 U	NA
	SW09-120517	12/5/2017	µg/L	1 U	1 U	1 U	2 U	1 U	5 U	NA
	SW09-121417	12/14/2017	µg/L	1 U	1 U	1 U	2 U	1 U	5 U	NA
	SW09-010918	1/9/2018	µg/L	1 U	1 U	1 U	2 U	1 U	5 U	NA

Table 3. Analytical Results for Surface Water

Plantation Pipe Line Company

Lewis Drive Remediation Site, Belton, South Carolina

Site ID #18693 "Kinder Morgan Belton Pipeline Release"

Location	Sample ID	Date Collected	Units	Analyte						
				Screening Value (µg/L):	Benzene 2.2 ^a	Ethylbenzene 530 ^a	Toluene 1,000 ^a	m&p-Xylene NA ^b	o-Xylene NA ^b	Naphthalene NA ^b
SW-09	SW09-020618	2/6/2018	µg/L	1 U	1 U	1 U	2 U	1 U	5 U	1 U
	SW09-030918	3/9/2018	µg/L	1 U	1 U	1 U	2 U	1 U	5 U	1 U
	SW09-040618	4/6/2018	µg/L	1 U	1 U	1 U	2 U	1 U	5 U	1 U
	SW09-050318	5/3/2018	µg/L	1 U	1 U	1 U	2 U	1 U	5 U	1 U
	SW09-060718	6/7/2018	µg/L	1 U	1 U	1 U	2 U	1 U	5 U	1 U
SW-10	SW10-022515	2/25/2015	µg/L	5 U ^c	5 U	5 U	10 U	5 U	5 U	NA
	SW10-030215	3/2/2015	µg/L	5 U ^c	5 U	5 U	10 U	5 U	5 U	NA
	SW10-031115	3/11/2015	µg/L	5 U ^c	5 U	5 U	10 U	5 U	5 U	NA
	SW10-031815	3/18/2015	µg/L	5 U ^c	5 U	5 U	10 U	5 U	5 U	NA
	SW10-033115	3/31/2015	µg/L	5 U ^c	5 U	5 U	10 U	5 U	5 U	NA
	SW10-042215	4/22/2015	µg/L	5 U ^c	5 U	5 U	10 U	5 U	5 U	NA
	SW10-050715	5/7/2015	µg/L	5 U ^c	5 U	5 U	10 U	5 U	5 U	NA
	SW10-051915	5/19/2015	µg/L	5 U ^c	5 U	5 U	10 U	5 U	5 U	NA
	SW10-060315	6/3/2015	µg/L	5 U ^c	5 U	5 U	10 U	5 U	5 U	NA
	SW10-061815	6/18/2015	µg/L	5 U ^c	5 U	5 U	10 U	5 U	5 U	NA
	SW10-071515	7/15/2015	µg/L	5 U ^c	5 U	5 U	10 U	5 U	5 U	NA
	SW10-081315	8/13/2015	µg/L	5 U ^c	5 U	5 U	10 U	5 U	5 U	NA
	SW10-092415	9/24/2015	µg/L	5 U ^c	5 U	5 U	10 U	5 U	5 U	NA
	SW10-102215	10/22/2015	µg/L	1 U	1 U	1 U	2 U	1 U	1 U	NA
	SW10-112415	11/24/2015	µg/L	1 U	1 U	1 U	2 U	1 U	1 U	NA
	SW10-122215	12/22/2015	µg/L	1 U	1 U	1 U	2 U	1 U	1 U	NA
	SW10-012516	1/25/2016	µg/L	1 U	1 U	1 U	2 U	1 U	1 U	NA
	SW10-021816	2/18/2016	µg/L	1 U	1 U	1 U	2 U	1 U	1 U	NA
	SW10-031616	3/16/2016	µg/L	1 U	1 U	1 U	2 U	1 U	1 U	NA
	SW10-042716	4/27/2016	µg/L	1 U	1 U	1 U	2 U	1 U	1 U	NA
	SW10-050916	5/9/2016	µg/L	1 U	1 U	1 U	2 U	1 U	1 U	NA
	SW10-062716	6/27/2016	µg/L	1 U	1 U	1 U	2 U	1 U	1 U	NA
	SW10-072816	7/28/2016	µg/L	1 U	1 U	1 U	2 U	1 U	1 U	NA
	SW10-081916	8/19/2016	µg/L	1 U	1 U	1 U	2 U	1 U	1 U	NA
	SW10-092916	9/29/2016	µg/L	1 U	1 U	1 U	2 U	1 U	1 U	NA
	SW10-103116	10/31/2016	µg/L	1 U	1 U	1 U	2 U	1 U	1 U	NA
	SW10-112816	11/28/2016	µg/L	1 U	1 U	1 U	2 U	1 U	1 U	NA
	SW10-122916	12/29/2016	µg/L	1 U	1 U	1 U	2 U	1 U	1 U	NA
	SW10-012017	1/20/2017	µg/L	1 U	1 U	1 U	2 U	1 U	1 U	NA
	SW10-022817	2/28/2017	µg/L	1 U	1 U	1 U	2 U	1 U	5 U	NA
SW10-031517	3/15/2017	µg/L	1 U	1 U	1 U	2 U	1 U	5 U	NA	
SW-10-032117	3/21/2017	µg/L	1 U	1 U	1 U	2 U	1 U	5 U	NA	
SW-10-033017	3/30/2017	µg/L	1 U	1 U	1 U	2 U	1 U	5 U	NA	

Table 3. Analytical Results for Surface Water

Plantation Pipe Line Company

Lewis Drive Remediation Site, Belton, South Carolina

Site ID #18693 "Kinder Morgan Belton Pipeline Release"

Location	Sample ID	Date Collected	Units	Analyte						
				Screening Value (µg/L):	Benzene 2.2 ^a	Ethylbenzene 530 ^a	Toluene 1,000 ^a	m&p-Xylene NA ^b	o-Xylene NA ^b	Naphthalene NA ^b
SW-10	SW-10-040517	4/5/2017	µg/L	1 U	1 U	1 U	2 U	1 U	5 U	NA
	SW10-050417	5/4/2017	µg/L	1 U	1 U	1 U	2 U	1 U	5 U	NA
	SW10-061317	6/13/2017	µg/L	1 U	1 U	1 U	2 U	1 U	5 U	NA
	SW10-071817	7/18/2017	µg/L	1 U	1 U	1 U	2 U	1 U	5 U	NA
	SW10-080217	8/2/2017	µg/L	1 U	1 U	1 U	2 U	1 U	5 U	NA
	SW10-090517	9/5/2017	µg/L	1 U	1 U	1 U	2 U	1 U	5 U	NA
	SW10-120517	12/5/2017	µg/L	1 U	1 U	1 U	2 U	1 U	5 U	NA
	SW10-121417	12/14/2017	µg/L	1 U	1 U	1 U	2 U	1 U	5 U	NA
	SW10-010918	1/9/2018	µg/L	1 U	1 U	1 U	2 U	1 U	5 U	NA
	SW10-020618	2/6/2018	µg/L	1 U	1 U	1 U	2 U	1 U	5 U	1 U
	SW10-030918	3/9/2018	µg/L	1 U	1 U	1 U	2 U	1 U	5 U	1 U
	SW10-040618	4/6/2018	µg/L	1 U	1 U	1 U	2 U	1 U	5 U	1 U
	SW10-050318	5/3/2018	µg/L	1 U	1 U	1 U	2 U	1 U	5 U	1 U
SW10-060718	6/7/2018	µg/L	1 U	1 U	1 U	2 U	1 U	5 U	1 U	
SW-11	SW11-022515	2/25/2015	µg/L	5 U ^c	5 U	5 U	10 U	5 U	5 U	NA
	SW11-030215	3/2/2015	µg/L	5 U ^c	5 U	5 U	10 U	5 U	5 U	NA
	SW11-031115	3/11/2015	µg/L	5 U ^c	5 U	5 U	10 U	5 U	5 U	NA
	SW11-031815	3/18/2015	µg/L	5 U ^c	5 U	5 U	10 U	5 U	5 U	NA
	SW11-033115	3/31/2015	µg/L	5 U ^c	5 U	5 U	10 U	5 U	5 U	NA
	SW11-042215	4/22/2015	µg/L	5 U ^c	5 U	5 U	10 U	5 U	5 U	NA
	SW11-050715	5/7/2015	µg/L	5 U ^c	5 U	5 U	10 U	5 U	5 U	NA
	SW11-051915	5/19/2015	µg/L	5 U ^c	5 U	5 U	10 U	5 U	5 U	NA
	SW11-060315	6/3/2015	µg/L	5 U ^c	5 U	5 U	10 U	5 U	5 U	NA
	SW11-061815	6/18/2015	µg/L	5 U ^c	5 U	5 U	10 U	5 U	5 U	NA
	SW11-071515	7/15/2015	µg/L	5 U ^c	5 U	5 U	10 U	5 U	5 U	NA
	SW11-081315	8/13/2015	µg/L	5 U ^c	5 U	5 U	10 U	5 U	5 U	NA
	SW11-092415	9/24/2015	µg/L	5 U ^c	5 U	5 U	10 U	5 U	5 U	NA
	SW11-102215	10/22/2015	µg/L	1 U	1 U	1 U	2 U	1 U	1 U	NA
	SW11-112415	11/24/2015	µg/L	1 U	1 U	1 U	2 U	1 U	1 U	NA
	SW11-122215	12/22/2015	µg/L	1 U	1 U	1 U	2 U	1 U	1 U	NA
	SW11-012516	1/25/2016	µg/L	1 U	1 U	1 U	2 U	1 U	1 U	NA
	SW11-021816	2/18/2016	µg/L	1 U	1 U	1 U	2 U	1 U	1 U	NA
	SW11-031616	3/16/2016	µg/L	1 U	1 U	1 U	2 U	1 U	1 U	NA
	SW11-042716	4/27/2016	µg/L	1 U	1 U	1 U	2 U	1 U	1 U	NA
SW11-050916	5/9/2016	µg/L	1 U	1 U	1 U	2 U	1 U	1 U	NA	
SW11-062716	6/27/2016	µg/L	1 U	1 U	1 U	2 U	1 U	1 U	NA	
SW11-072816	7/28/2016	µg/L	1 U	1 U	1 U	2 U	1 U	1 U	NA	
SW11-081916	8/19/2016	µg/L	1 U	1 U	1 U	2 U	1 U	1 U	NA	

Table 3. Analytical Results for Surface Water

Plantation Pipe Line Company

Lewis Drive Remediation Site, Belton, South Carolina

Site ID #18693 "Kinder Morgan Belton Pipeline Release"

Location	Sample ID	Date Collected	Units	Analyte						
				Benzene	Ethylbenzene	Toluene	m&p-Xylene	o-Xylene	Naphthalene	MTBE
			Screening Value (µg/L):	2.2 ^a	530 ^a	1,000 ^a	NA ^b	NA ^b	NA ^b	NA ^b
SW-11	SW11-092916	9/29/2016	µg/L	1 U	1 U	1 U	2 U	1 U	1 U	NA
	SW11-103116	10/31/2016	µg/L	1 U	1 U	1 U	2 U	1 U	1 U	NA
	SW11-112816	11/28/2016	µg/L	1 U	1 U	1 U	2 U	1 U	1 U	NA
	SW11-122916	12/29/2016	µg/L	1 U	1 U	1 U	2 U	1 U	1 U	NA
	SW11-012017	1/20/2017	µg/L	1 U	1 U	1 U	2 U	1 U	1 U	NA
	SW11-022817	2/28/2017	µg/L	1 U	1 U	1 U	2 U	1 U	5 U	NA
	SW11-031517	3/15/2017	µg/L	1 U	1 U	1 U	2 U	1 U	5 U	NA
	SW-11-032117	3/21/2017	µg/L	1 U	1 U	1 U	2 U	1 U	5 U	NA
	SW-11-033017	3/30/2017	µg/L	1 U	1 U	1 U	2 U	1 U	5 U	NA
	SW-11-040517	4/5/2017	µg/L	1 U	1 U	1 U	2 U	1 U	5 U	NA
	SW11-050417	5/4/2017	µg/L	1 U	1 U	1 U	2 U	1 U	5 U	NA
	SW11-061317	6/13/2017	µg/L	1 U	1 U	1 U	2 U	1 U	5 U	NA
	SW11-071817	7/18/2017	µg/L	1 U	1 U	1 U	2 U	1 U	5 U	NA
	SW11-080217	8/2/2017	µg/L	1 U	1 U	1 U	2 U	1 U	5 U	NA
	SW11-090517	9/5/2017	µg/L	1 U	1 U	1 U	2 U	1 U	5 U	NA
	SW11-120517	12/5/2017	µg/L	1 U	1 U	1 U	2 U	1 U	5 U	NA
	SW11-121417	12/14/2017	µg/L	1 U	1 U	1 U	2 U	1 U	5 U	NA
	SW11-010918	1/9/2018	µg/L	1 U	1 U	1 U	2 U	1 U	5 U	NA
	SW11-020618	2/6/2018	µg/L	1 U	1 U	1 U	2 U	1 U	5 U	1 U
	SW11-030918	3/9/2018	µg/L	1 U	1 U	1 U	2 U	1 U	5 U	1 U
SW11-040618	4/6/2018	µg/L	1 U	1 U	1 U	2 U	1 U	5 U	1 U	
SW11-050318	5/3/2018	µg/L	1 U	1 U	1 U	2 U	1 U	5 U	1 U	
SW11-060718	6/7/2018	µg/L	1 U	1 U	1 U	2 U	1 U	5 U	1 U	
SW-12	SW12-081916	8/19/2016	µg/L	6,430	764	15,400	3,360	1,730	128	NA
	SW12-092916	9/29/2016	µg/L	7,850	1,030	19,000	3,910	1,940	143	NA
	SW12-103116	10/31/2016	µg/L	165	17.7	302	103	58.2	4.7	NA
	SW12-112816	11/28/2016	µg/L	486	59.6	976	351	181	14.2	NA
	SW12-122916	12/29/2016	µg/L	707	97.3	1,790	408	213	16.8	NA
	SW12-012017	1/20/2017	µg/L	212	19.8	396	104	58	3.8	NA
	SW12-022817	2/28/2017	µg/L	26.1	4.04	62.3	18.0	9.73	5 U	NA
	SW12-031517	3/15/2017	µg/L	125	15.3	185	67.9	35.5	5 U	NA
	SW12-032117	3/21/2017	µg/L	134	12.1	45.0	60.8	33.6	5 U	NA
	SW12-033017	3/30/2017	µg/L	48.5	5.69	86.3	27.7	15.8	5 U	NA
	SW12-040517	4/5/2017	µg/L	67.1	9.24	127.0	43.6	23.7	5 U	NA
	SW12-050417	5/4/2017	µg/L	52.8	7.96	91.7	42	23.2	5 U	NA
	SW12-061317	6/13/2017	µg/L	102	16.6	166	85.1	46.2	5 U	NA
	SW12-071817	7/18/2017	µg/L	65	5.8	116	43.3	24.8	5 U	NA
	SW12-080217	8/2/2017	µg/L	125	14.7	204	102	67	5 U	NA
SW12-090517	9/5/2017	µg/L	46.7	4.72	72	39	26.2	5 U	NA	
SW12-120517	12/5/2017	µg/L	16.6	2.91	12.6	20.1	13.3	5 U	NA	

Table 3. Analytical Results for Surface Water

Plantation Pipe Line Company

Lewis Drive Remediation Site, Belton, South Carolina

Site ID #18693 "Kinder Morgan Belton Pipeline Release"

Location	Sample ID	Date Collected	Units	Analyte						
				Benzene	Ethylbenzene	Toluene	m&p-Xylene	o-Xylene	Naphthalene	MTBE
Screening Value (µg/L):				2.2 ^a	530 ^a	1,000 ^a	NA ^b	NA ^b	NA ^b	NA ^b
SW-12	SW12-121417	12/14/2017	µg/L	9.19	2.66	8.26	18	12.1	5 U	NA
	SW12-010918	1/9/2018	µg/L	12.3	2.16	5.65	14.6	11.1	5 U	NA
	SW12-020618	2/6/2018	µg/L	2.53	1 U	1.20	4.04	2.44	5 U	1 U
	SW12-030918	3/9/2018	µg/L	3.24	1.79	12.2	9.75	4.28	5 U	1 U
	SW12-040618	4/6/2018	µg/L	1.88	1 U	1 U	5.05	2.82	5 U	1 U
	SW12-050318	5/3/2018	µg/L	1 U	1 U	1 U	4.18	2.72	5 U	1 U
	SW12-060718	6/7/2018	µg/L	1.85	1 U	1 U	3.24	1.64	5 U	1 U
SW-13	SW13-081916	8/19/2016	µg/L	1 U	1 U	1 U	2 U	1 U	1 U	NA
	SW13-092916	9/29/2016	µg/L	1 U	1 U	1 U	2 U	1 U	1 U	NA
	SW13-103116	10/31/2016	µg/L	1 U	1 U	2.0	2 U	1 U	1 U	NA
	SW13-112816	11/28/2016	µg/L	1 U	1 U	1 U	2 U	1 U	1 U	NA
	SW13-122916	12/29/2016	µg/L	1 U	1 U	1 U	2 U	1 U	1 U	NA
	SW13-012017	1/20/2017	µg/L	1 U	1 U	1 U	2 U	1 U	1 U	NA
	SW13-022817	2/28/2017	µg/L	1 U	1 U	1 U	2 U	1 U	5 U	NA
	SW13-031517	3/15/2017	µg/L	1 U	1 U	1 U	2 U	1 U	5 U	NA
	SW13-032117	3/21/2017	µg/L	1 U	1 U	1 U	2 U	1 U	5 U	NA
	SW13-033017	3/30/2017	µg/L	1 U	1 U	1 U	2 U	1 U	5 U	NA
	SW13-040517	4/5/2017	µg/L	1 U	1 U	1.21	2 U	1 U	5 U	NA
	SW13-050417	5/4/2017	µg/L	1 U	1 U	1 U	2 U	1 U	5 U	NA
	SW13-061317	6/13/2017	µg/L	1 U	1 U	1 U	2 U	1 U	5 U	NA
	SW13-071817	7/18/2017	µg/L	1 U	1 U	1 U	2 U	1 U	5 U	NA
	SW13-080217	8/2/2017	µg/L	1 U	1 U	1 U	2 U	1 U	5 U	NA
	SW13-090517	9/5/2017	µg/L	1 U	1 U	1 U	2 U	1 U	5 U	NA
	SW13-120517	12/5/2017	µg/L	1 U	1 U	1 U	2 U	1 U	5 U	NA
	SW13-121417	12/14/2017	µg/L	1 U	1 U	1 U	2 U	1 U	5 U	NA
	SW13-010918	1/9/2018	µg/L	1 U	1 U	1 U	2 U	1 U	5 U	NA
	SW13-020618	2/6/2018	µg/L	1.78	1 U	1 U	2 U	1 U	5 U	4.26
SW13-030918	3/9/2018	µg/L	1 U	1 U	1 U	2 U	1 U	5 U	2.07	
SW13-040618	4/6/2018	µg/L	1 U	1 U	1 U	2 U	1 U	5 U	1.4	
SW13-050318	5/3/2018	µg/L	1 U	1 U	1 U	2 U	1 U	5 U	3.67	
	SW13-060718	6/7/2018	µg/L	2.99	1 U	2.48	2 U	1 U	5 U	8.08
SW-14	SW14-071817	7/18/2017	µg/L	1 U	1 U	1 U	2 U	1 U	5 U	NA
	SW14-080217	8/2/2017	µg/L	1 U	1 U	1 U	2 U	1 U	5 U	NA
	SW14-090517	9/5/2017	µg/L	1 U	1 U	1 U	2 U	1 U	5 U	NA
	SW14-120517	12/5/2017	µg/L	1 U	1 U	1 U	2 U	1 U	5 U	NA
	--	12/14/2017	--	NS-DW	NS-DW	NS-DW	NS-DW	NS-DW	NS-DW	NS-DW
	SW14-010918	1/9/2018	µg/L	1 U	1 U	1 U	2 U	1 U	5 U	NA
	SW14-020618	2/6/2018	µg/L	1 U	1 U	1 U	2 U	1 U	5 U	1 U
	SW14-030918	3/9/2018	µg/L	1 U	1 U	1 U	2 U	1 U	5 U	1 U
	SW14-040618	4/6/2018	µg/L	1 U	1 U	1.43	2 U	1 U	5 U	1 U

Table 3. Analytical Results for Surface Water

Plantation Pipe Line Company

Lewis Drive Remediation Site, Belton, South Carolina

Site ID #18693 "Kinder Morgan Belton Pipeline Release"

Location	Sample ID	Date Collected	Units	Analyte						
				Screening Value (µg/L):	Benzene 2.2 ^a	Ethylbenzene 530 ^a	Toluene 1,000 ^a	m&p-Xylene NA ^b	o-Xylene NA ^b	Naphthalene NA ^b
SW-14	SW14-050318	5/3/2018	µg/L	1 U	1 U	1 U	2 U	1 U	5 U	1 U
	SW14-060718	6/7/2018	µg/L	1 U	1 U	1 U	2 U	1 U	5 U	1.18
FP-01	FP01-031616	3/16/2016	µg/L	1 U	1 U	1 U	2 U	1 U	1 U	NA
	FP01-042716	4/27/2016	µg/L	1 U	1 U	1 U	2 U	1 U	1 U	NA
	FP01-050916	5/9/2016	µg/L	1 U	1 U	1 U	2 U	1 U	1 U	NA
	FP01-062716	6/27/2016	µg/L	1 U	1 U	1 U	2 U	1 U	1 U	NA
	FP01-072816	7/28/2016	µg/L	1 U	1 U	1 U	2 U	1 U	1 U	NA
	FP01-081916	8/19/2016	µg/L	1 U	1 U	1 U	2 U	1 U	1 U	NA
	FP01-092916	9/29/2016	µg/L	1 U	1 U	1 U	2 U	1 U	1 U	NA
	FP01-103116	10/31/2016	µg/L	1 U	1 U	1 U	2 U	1 U	1 U	NA
	FP01-112816	11/28/2016	µg/L	1 U	1 U	1 U	2 U	1 U	1 U	NA
	FP01-122916	12/29/2016	µg/L	1 U	1 U	1 U	2 U	1 U	1 U	NA
	FP01-012017	1/20/2017	µg/L	1 U	1 U	1 U	2 U	1 U	1 U	NA
	FP01-022817	2/28/2017	µg/L	1 U	1 U	1 U	2 U	1 U	5 U	NA
	FP01-031517	3/15/2017	µg/L	1 U	1 U	1 U	2 U	1 U	5 U	NA
	FP-01-032117	3/21/2017	µg/L	1 U	1 U	1 U	2 U	1 U	5 U	NA
	FP-01-033017	3/30/2017	µg/L	1 U	1 U	1 U	2 U	1 U	5 U	NA
	FP-01-040517	4/5/2017	µg/L	1 U	1 U	1 U	2 U	1 U	5 U	NA
	FP-01-050417	5/4/2017	µg/L	1 U	1 U	1 U	2 U	1 U	5 U	NA
	FP-01-061317	6/13/2017	µg/L	1 U	1 U	1 U	2 U	1 U	5 U	NA
	FP-01-071817	7/18/2017	µg/L	1 U	1 U	1 U	2 U	1 U	5 U	NA
	FP-01-080217	8/2/2017	µg/L	1 U	1 U	1 U	2 U	1 U	5 U	NA
	FP-01-090517	9/5/2017	µg/L	1 U	1 U	1 U	2 U	1 U	5 U	NA
	FP-01-120517	12/5/2017	µg/L	1 U	1 U	1 U	2 U	1 U	5 U	NA
	FP-01-121417	12/14/2017	µg/L	1 U	1 U	1 U	2 U	1 U	5 U	NA
	FP01-010918	1/9/2018	µg/L	1 U	1 U	1 U	2 U	1 U	5 U	NA
	FP01-020618	2/6/2018	µg/L	1 U	1 U	1 U	2 U	1 U	5 U	1 U
	FP01-030918	3/9/2018	µg/L	1 U	1 U	1 U	2 U	1 U	5 U	1 U
FP01-040618	4/6/2018	µg/L	1 U	1 U	1 U	2 U	1 U	5 U	1 U	
FP01-050318	5/3/2018	µg/L	1 U	1 U	1 U	2 U	1 U	5 U	1 U	
FP01-060718	6/7/2018	µg/L	1 U	1 U	1 U	2 U	1 U	5 U	1 U	
FP-02	FP02-031616	3/16/2016	µg/L	1 U	1 U	1 U	2 U	1 U	1 U	NA
	FP02-042716	4/27/2016	µg/L	1 U	1 U	1 U	2 U	1 U	1 U	NA
	FP02-050916	5/9/2016	µg/L	1 U	1 U	1 U	2 U	1 U	1 U	NA
	FP02-062716	6/27/2016	µg/L	1 U	1 U	1 U	2 U	1 U	1 U	NA
	FP02-072816	7/28/2016	µg/L	1 U	1 U	1 U	2 U	1 U	1 U	NA
	FP02-081916	8/19/2016	µg/L	1 U	1 U	1 U	2 U	1 U	1 U	NA
	FP02-092916	9/29/2016	µg/L	1 U	1 U	1 U	2 U	1 U	1 U	NA
	FP02-103116	10/31/2016	µg/L	1 U	1 U	1 U	2 U	1 U	1 U	NA
	FP02-112816	11/28/2016	µg/L	1 U	1 U	1 U	2 U	1 U	1 U	NA

Table 3. Analytical Results for Surface Water

Plantation Pipe Line Company

Lewis Drive Remediation Site, Belton, South Carolina

Site ID #18693 "Kinder Morgan Belton Pipeline Release"

Location	Sample ID	Date Collected	Units	Analyte						
				Screening Value (µg/L):	Benzene 2.2 ^a	Ethylbenzene 530 ^a	Toluene 1,000 ^a	m&p-Xylene NA ^b	o-Xylene NA ^b	Naphthalene NA ^b
FP-02	FP02-122916	12/29/2016	µg/L	1 U	1 U	1 U	2 U	1 U	1 U	NA
	FP02-012017	1/20/2017	µg/L	1 U	1 U	1 U	2 U	1 U	1 U	NA
	FP02-022817	2/28/2017	µg/L	1 U	1 U	1 U	2 U	1 U	5 U	NA
	FP02-031517	3/15/2017	µg/L	1 U	1 U	1 U	2 U	1 U	5 U	NA
	FP-02-032117	3/21/2017	µg/L	1 U	1 U	1 U	2 U	1 U	5 U	NA
	FP-02-033017	3/30/2017	µg/L	1 U	1 U	1 U	2 U	1 U	5 U	NA
	FP-02-040517	4/5/2017	µg/L	1 U	1 U	1 U	2 U	1 U	5 U	NA
	FP-02-050417	5/4/2017	µg/L	1 U	1 U	1 U	2 U	1 U	5 U	NA
	FP-02-061317	6/13/2017	µg/L	1 U	1 U	1 U	2 U	1 U	5 U	NA
	FP-02-071817	7/18/2017	µg/L	1 U	1 U	1 U	2 U	1 U	5 U	NA
	FP-02-080217	8/2/2017	µg/L	1 U	1 U	1 U	2 U	1 U	5 U	NA
	FP-02-090517	9/5/2017	µg/L	1 U	1 U	1 U	2 U	1 U	5 U	NA
	FP-02-120517	12/5/2017	µg/L	1 U	1 U	1 U	2 U	1 U	5 U	NA
	FP-02-121417	12/14/2017	µg/L	1 U	1 U	1 U	2 U	1 U	5 U	NA
	FP02-010918	1/9/2018	µg/L	1 U	1 U	1 U	2 U	1 U	5 U	NA
	FP02-020618	2/6/2018	µg/L	1 U	1 U	1 U	2 U	1 U	5 U	1 U
	FP02-030918	3/9/2018	µg/L	1 U	1 U	1 U	2 U	1 U	5 U	1 U
FP02-040618	4/6/2018	µg/L	1 U	1 U	1 U	2 U	1 U	5 U	1 U	
FP02-050318	5/3/2018	µg/L	1 U	1 U	1 U	2 U	1 U	5 U	1 U	
FP02-060718	6/7/2018	µg/L	1 U	1 U	1 U	2 U	1 U	5 U	1 U	
FP-03	FP03-031616	3/16/2016	µg/L	1 U	1 U	1 U	2 U	1 U	1 U	NA
	FP03-042716	4/27/2016	µg/L	1 U	1 U	1 U	2 U	1 U	1 U	NA
	FP03-050916	5/9/2016	µg/L	1 U	1 U	1 U	2 U	1 U	1 U	NA
	FP03-062716	6/27/2016	µg/L	1 U	1 U	1 U	2 U	1 U	1 U	NA
	FP03-072816	7/28/2016	µg/L	1 U	1 U	1 U	2 U	1 U	1 U	NA
	--	8/19/2016	--	NS-HS	NS-HS	NS-HS	NS-HS	NS-HS	NS-HS	NS-HS
	FP03-092916	9/29/2016	µg/L	1 U	1 U	1 U	2 U	1 U	1 U	NA
	FP03-103116	10/31/2016	µg/L	1 U	1 U	1 U	2 U	1 U	1 U	NA
	FP03-112816	11/28/2016	µg/L	1 U	1 U	1 U	2 U	1 U	1 U	NA
	FP03-122916	12/29/2016	µg/L	1 U	1 U	1 U	2 U	1 U	1 U	NA
	FP03-012017	1/20/2017	µg/L	1 U	1 U	1 U	2 U	1 U	1 U	NA
	FP03-022817	2/28/2017	µg/L	1 U	1 U	1 U	2 U	1 U	5 U	NA
	FP03-031517	3/15/2017	µg/L	1 U	1 U	1 U	2 U	1 U	5 U	NA
	FP-03-032117	3/21/2017	µg/L	1 U	1 U	1 U	2 U	1 U	5 U	NA
	FP-03-033017	3/30/2017	µg/L	1 U	1 U	1 U	2 U	1 U	5 U	NA
	--	4/5/2017	--	NS-HS	NS-HS	NS-HS	NS-HS	NS-HS	NS-HS	NS-HS
	FP-03-050417	5/4/2017	µg/L	1 U	1 U	1 U	2 U	1 U	5 U	NA
FP-03-061317	6/13/2017	µg/L	1 U	1 U	1 U	2 U	1 U	5 U	NA	
FP-03-071817	7/18/2017	µg/L	1 U	1 U	1 U	2 U	1 U	5 U	NA	
FP-03-080217	8/2/2017	µg/L	1 U	1 U	1 U	2 U	1 U	5 U	NA	

Table 3. Analytical Results for Surface Water

Plantation Pipe Line Company

Lewis Drive Remediation Site, Belton, South Carolina

Site ID #18693 "Kinder Morgan Belton Pipeline Release"

Location	Sample ID	Date Collected	Units	Analyte						
				Benzene	Ethylbenzene	Toluene	m&p-Xylene	o-Xylene	Naphthalene	MTBE
Screening Value (µg/L):			2.2 ^a	530 ^a	1,000 ^a	NA ^b	NA ^b	NA ^b	NA ^b	
FP-03	FP-03-090517	9/5/2017	µg/L	1 U	1 U	1 U	2 U	1 U	5 U	NA
	FP-03-120517	12/5/2017	µg/L	1 U	1 U	1 U	2 U	1 U	5 U	NA
	FP-03-121417	12/14/2017	µg/L	1 U	1 U	1 U	2 U	1 U	5 U	NA
	FP03-010918	1/9/2018	µg/L	1 U	1 U	1 U	2 U	1 U	5 U	NA
	FP03-020618	2/6/2018	µg/L	1 U	1 U	1 U	2 U	1 U	5 U	1 U
	FP03-030918	3/9/2018	µg/L	1 U	1 U	1 U	2 U	1 U	5 U	1 U
	FP03-040618	4/6/2018	µg/L	1 U	1 U	1 U	2 U	1 U	5 U	1 U
	FP03-050318	5/3/2018	µg/L	1 U	1 U	1 U	2 U	1 U	5 U	1 U
	FP03-060718	6/7/2018	µg/L	1 U	1 U	1 U	2 U	1 U	5 U	1 U

Notes:

^a South Carolina Department of Health and Environmental Control (SC DHEC) R.61-68, Water Classifications and Standards, Human Health for consumption of water and organism, June 27, 2014.

^b Screening levels for these analytes are not specified in SC DHEC R. 61-68.

^c The analyte was analyzed for, but was not detected above the laboratory reporting/quantitation limit. However, the laboratory reporting/quantitation limit is above the screening criteria. The actual absence or presence of this analyte between the screening criteria and the laboratory reporting/quantitation limit can not be determined.

Samples analyzed by EPA Methods SW 8260B

Bold indicates the analyte was detected above the method detection limit.

Gray shading indicates the analyte exceeded its screening value.

J = estimated

U = analyte was not detected above the reported sample quantitation limit

µg/L = microgram(s) per liter

MTBE = methyl tertiary butyl ether

NS-HS = sample not collected due to health and safety concerns

FP = free product

NA = not applicable

NS-IW = sample not collected due to insufficient volume of water in well

ID = identification

NS-DW = sample not collected due to location being in a different watershed

SW = surface water

Table 4. Well Construction Information

Plantation Pipe Line Company

Lewis Drive Remediation Site, Belton, South Carolina

Site ID #18693 "Kinder Morgan Belton Pipeline Release"

Location ID	Installation Method	Permit #	Date Installed	Date Abandoned	Purpose	Ground Surface Elevation (ft amsl)	TOC Elevation (ft amsl)	Measured Depth to Bottom (ft BTOC)	Bore Hole Diameter (in)	Well Dia (in)	Well Depth (ft bgs)	Bottom of Well (ft amsl)	Top of	Bottom of	Top of	Bottom of	Top of	Bottom of	Length of Screen or Borehole (ft)
													Screen or Borehole Interval (ft BTOC)	Screen or Borehole Interval (ft BTOC)	Screen or Borehole Interval (ft bgs)	Screen or Borehole Interval (ft bgs)	Screen or Borehole Interval (ft amsl)	Screen or Borehole Interval (ft amsl)	
Monitoring Wells																			
MW-01	CME 550 HSA	MW-10136	6/26/2015	Still in use	Monitoring Well/Gauging	850.25	853.07	15.61	8	2	13.00	837.2	5.82	15.82	3.0	13.0	847.2	837.2	10.00
MW-01B	Schramm Air Rig	MW-10136	6/25/2015	Still in use	Monitoring Well/Gauging	850.45	852.99	45.26	10	6	38.50	812.0	21.03	41.03	18.5	38.5	832.0	812.0	20.00
MW-02	CME 750 HSA	MW-10136	6/25/2015	Still in use	Monitoring Well/Gauging	841.24	841.04	19.78	8	2	20.00	821.2	4.80	19.80	5.0	20.0	836.2	821.2	15.00
MW-02B	Schramm Air Rig/rehabbed (10/5/2017) with a Mobile Drill B57	MW-10136	6/24/2015	Still in use	Monitoring Well/Gauging	841.18	841.19	81.55	10	2	81.70	759.5	70.00	81.70	70.0	81.7	771.2	759.5	13.00
MW-03	CME 550 HSA	MW-10136	6/23/2015	Still in use	Monitoring Well/Gauging	838.38	838.36	22.19	8	2	20.00	818.4	4.98	19.98	5.0	20.0	833.4	818.4	15.00
MW-04	CME 550 HSA	MW-10136	6/23/2015	Still in use	Monitoring Well/Gauging	844.51	844.42	20.65	8	2	20.00	824.5	4.91	19.91	5.0	20.0	839.5	824.5	15.00
MW-05	CME 550 HSA	MW-10136	6/24/2015	Still in use	Monitoring Well/Gauging	851.15	851.11	19.89	8	2	20.00	831.1	4.96	19.96	5.0	20.0	846.1	831.1	15.00
MW-06	CME 550 HSA	MW-10136	6/24/2015	Still in use	Monitoring Well/Gauging	852.98	852.92	19.20	8	2	19.60	833.4	4.54	19.54	5.0	19.6	848.0	833.4	15.00
MW-06B	Mobile Drill B57	MW-11117	10/17/2017	Still in use	Monitoring Well/Gauging	852.42	852.57	85.65	13.75	4	85.20	767.2	65.50	85.50	65.5	85.5	786.9	766.9	20.00
MW-07	CME 550 HSA	MW-10136	6/25/2015	Still in use	Monitoring Well/Gauging	853.02	853.02	13.60	8	2	13.50	839.5	3.50	13.50	3.5	13.5	849.5	839.5	10.00
MW-08	CME 550 HSA	MW-10136	6/25/2015	Still in use	Monitoring Well/Gauging	844.75	844.72	19.80	8	2	19.70	825.1	4.67	19.67	4.7	19.7	840.1	825.1	15.00
MW-09	CME 550 HSA	MW-10136	6/25/2015	Still in use	Monitoring Well/Gauging	843.72	843.63	20.21	8	2	19.50	824.2	4.41	19.41	4.5	19.5	839.2	824.2	15.00
MW-09B	Mobile Drill B57	MW-11117	10/17/2017	Still in use	Monitoring Well/Gauging	843.71	843.92	151.00	13.75	4	151.00	692.7	132.20	151.00	132.2	151.0	711.5	692.7	20.00
MW-10	CME 550 HSA	MW-10136	6/25/2015	Still in use	Monitoring Well/Gauging	842.33	845.41	23.54	8	2	20.00	822.3	8.08	23.08	5.0	20.0	837.3	822.3	15.00
MW-11	CME 550 HSA	MW-10136	7/1/2015	Still in use	Monitoring Well/Gauging	852.36	855.63	32.50	8	2	25.20	827.2	13.27	28.27	14.2	25.0	838.2	827.4	15.00
MW-12	CME 550 HSA	MW-10136	6/25/2015	Still in use	Monitoring Well/Gauging	832.20	834.53	21.69	8	2	19.30	812.9	6.63	21.63	4.3	19.3	827.9	812.9	15.00
MW-12B	Geoprobe 3230 DT HSA	MW-10460	12/22/2015	Still in use	Monitoring Well/Gauging	832.26	834.98	45.81	10	6	43.00	789.3	35.72	45.72	33.0	43.0	799.3	789.3	10.00
MW-13	CME 550 HSA	MW-10136	6/26/2015	Still in use	Monitoring Well/Gauging	845.93	848.84	22.18	8	2	19.00	826.9	6.92	21.92	4.0	19.0	841.9	826.9	15.00
MW-13B	Geoprobe 3230 DT HSA	MW-10461	12/21/2015	Still in use	Monitoring Well/Gauging	847.19	849.82	55.36	10	6	58.00	789.2	50.64	60.64	48.0	58.0	799.2	789.2	10.00
MW-14	CME 550 HSA	MW-10136	6/26/2015	Still in use	Monitoring Well/Gauging	836.47	838.70	22.20	8	2	19.30	817.2	6.53	21.53	4.3	19.3	832.2	817.2	15.00
MW-14B	Mobile ST Schramm	MW-10578	5/3/2016	Still in use	Monitoring Well/Gauging	837.12	840.20	76.97	10	6	76.90	760.2	66.07	76.07	66.0	76.0	771.1	761.1	10.00
MW-15	CME 550 HSA	MW-10136	6/29/2015	Still in use	Monitoring Well/Gauging	828.68	831.03	21.22	8	2	19.00	809.7	6.35	21.35	4.0	19.0	824.7	809.7	15.00
MW-15B	CME 550 HSA	MW-10136	7/28/2015	Still in use	Monitoring Well/Gauging	828.66	831.29	74.41	10	6	77.85	750.8	70.48	80.48	67.9	77.9	760.8	750.8	10.00
MW-16	CME 750 HSA	MW-10136	6/26/2015	Still in use	Monitoring Well/Gauging	847.63	847.67	20.37	8	2	20.00	827.6	5.03	20.03	5.0	20.0	842.6	827.6	15.00
MW-17	CME 750 HSA	MW-10136	6/29/2015	Still in use	Monitoring Well/Gauging	855.32	855.35	15.30	8	2	11.00	844.3	6.03	11.03	6.0	11.0	849.3	844.3	5.00
MW-17B	Geoprobe 3230 DT HSA	MW-10462	1/7/2016	Still in use	Monitoring Well/Gauging	855.37	855.37	27.50	10	6	27.00	828.4	17.00	27.00	17.0	27.0	838.4	828.4	10.00
MW-18	CME 550 HSA	MW-10136	6/29/2015	Still in use	Monitoring Well/Gauging	846.82	846.89	19.75	8	2	20.00	826.8	5.06	20.06	5.0	20.0	841.8	826.8	15.00
MW-19	CME 750 HSA	MW-10136	6/29/2015	Still in use	Monitoring Well/Gauging	851.23	853.94	12.13	8	2	9.50	841.7	7.20	12.20	4.5	9.5	846.7	841.7	5.00
MW-20	CME 750 HSA	MW-10136	6/30/2015	Still in use	Monitoring Well/Gauging	853.07	852.89	19.45	8	2	19.00	834.1	3.81	18.81	4.0	19.0	849.1	834.1	15.00
MW-21	CME 750 HSA	MW-10136	6/30/2015	Still in use	Monitoring Well/Gauging	855.68	855.77	20.70	8	2	20.00	835.7	5.09	20.09	5.0	20.0	850.7	835.7	15.00
MW-22	CME 750 HSA	MW-10136	7/1/2015	Still in use	Monitoring Well/Gauging	854.62	854.60	10.30	8	2	11.00	843.6	5.98	10.98	6.0	11.0	848.6	843.6	5.00
MW-23	CME 750 HSA	MW-10136	7/1/2015	Still in use	Monitoring Well/Gauging	846.66	849.57	23.50	8	2	20.00	826.7	7.91	22.91	5.0	20.0	841.7	826.7	15.00
MW-23B	CME 550 HSA	MW-10136	7/22/2015	Still in use	Monitoring Well/Gauging	846.81	849.69	53.48	10	6	50.50	796.3	30.88	53.38	28.0	50.5	818.8	796.3	22.50
MW-24	CME 550 HSA	MW-10136	7/15/2015	Still in use	Monitoring Well/Gauging	815.72	817.92	15.30	8	2	13.00	802.7	10.20	15.20	8.0	13.0	807.7	802.7	5.00
MW-24B	CME 550 HSA	MW-10136	7/20/2015	Still in use	Monitoring Well/Gauging	815.83	818.72	45.10	10	6	39.50	776.3	22.39	42.39	19.5	39.5	796.3	776.3	20.00
MW-25	Geoprobe 3230 DT HSA	MW-10463	1/5/2016	Still in use	Monitoring Well/Gauging	823.46	826.18	18.07	8	2	15.00	808.5	8.04	18.04	5.0	15.0	818.5	808.5	10.00
MW-25B	Geoprobe 3230 DT HSA	MW-10464	1/5/2016	Still in use	Monitoring Well/Gauging	822.59	823.81	59.00	10	6	58.00	764.6	49.22	59.22	48.0	58.0	774.6	764.6	10.00
MW-26	Geoprobe 3230 DT HSA	MW-10465	1/4/2016	Still in use	Monitoring Well/Gauging	844.76	847.56	17.15	8	2	15.25	829.5	7.27	17.27	5.0	15.0	839.8	829.8	10.00
MW-26B	Geoprobe 3230 DT HSA	MW-10466	1/4/2016	Still in use	Monitoring Well/Gauging	844.81	847.81	43.84	10	6	38.00	806.8	29.00	41.00	26.0	38.0	818.8	806.8	12.00
MW-27	Geoprobe 3230 DT HSA	MW-10467	1/5/2016	Still in use	Monitoring Well/Gauging	854.22	854.11	29.51	8	2	30.25	824.0	15.11	30.11	15.0	30.0	839.2	824.2	15.00
MW-27B	CME 550 HSA / Schramm	MW-10578	4/26/2016	Still in use	Monitoring Well/Gauging	854.27	857.14	41.45	10	6	46.00	808.3	31.45	41.45	36.0	46.0	818.3	808.3	10.00
MW-28	Geoprobe 3230 DT HSA	MW-10468	1/5/2016	Still in use	Monitoring Well/Gauging	841.49	844.31	25.93	8	2	25.25	816.2	13.50	23.50	15.0	25.0	826.5	816.5	10.00
MW-29	Geoprobe 3230 DT HSA	MW-10469	1/4/2016	Still in use	Monitoring Well/Gauging	852.07	852.20	15.10	8	2	15.25	836.8	5.00	15.00	5.0	15.0	847.1	837.1	10.00
MW-30	Geoprobe 3230 DT HSA	MW-10470	1/6/2016	Still in use	Monitoring Well/Gauging	841.21	841.28	14.69	8	2	15.25	826.0	5.00	15.00	5.0	15.0	836.2	826.2	10.00
MW-31	CME 550 HSA	MW-10578	4/19/2016	Still in use	Monitoring Well/Gauging	842.26	845.04	28.20	8	2	25.00	817.3	13.20	28.20	10.0	25.0	832.3	817.3	15.00
MW-31B	CME 550 HSA / Schramm	MW-10578	4/22/2016	Still in use	Monitoring Well/Gauging	842.01	844.94	79.25	10	6	76.00	766.0	68.25	79.25	65.0	76.0	777.0	766.0	11.00

Table 4. Well Construction Information

Plantation Pipe Line Company

Lewis Drive Remediation Site, Belton, South Carolina

Site ID #18693 "Kinder Morgan Belton Pipeline Release"

Location ID	Installation Method	Permit #	Date Installed	Date Abandoned	Purpose	Ground Surface Elevation (ft amsl)	TOC Elevation (ft amsl)	Measured Depth to Bottom (ft BTOC)	Bore Hole Diameter (in)	Well Dia (in)	Well Depth (ft bgs)	Bottom of Well (ft amsl)	Top of	Bottom of	Top of	Bottom of	Top of	Bottom of	Length of Screen or Borehole (ft)
													Screen or Open Borehole Interval (ft BTOC)	Screen or Open Borehole Interval (ft BTOC)	Screen or Open Borehole Interval (ft bgs)	Screen or Open Borehole Interval (ft bgs)	Screen or Open Borehole Interval (ft amsl)	Screen or Open Borehole Interval (ft amsl)	
MW-32	CME 550 HSA	MW-10578	4/19/2016	Still in use	Monitoring Well/Gauging	839.81	842.93	29.09	8	2	26.00	813.8	13.09	28.09	10.0	25.0	829.8	814.8	15.00
MW-33	CME 550 HSA	MW-10578	4/15/2016	Still in use	Monitoring Well/Gauging	846.20	849.20	28.30	8	2	27.00	819.2	11.30	26.30	10.0	25.0	836.2	821.2	15.00
MW-33T	CME 550 HSA/Air Rotary	MW-10578	4/14/2016	Still in use	Monitoring Well/Gauging	846.15	849.11	100.35	8	2	96.50	749.7	87.85	97.85	84.0	94.0	762.2	752.2	10.00
MW-34	Hand Auger	MW-10994	3/16/2017	Still in use	Monitoring Well/Gauging	813.99	816.35	7.86	4	2	5.00	809.0	5.36	7.86	2.5	5.0	811.5	809.0	2.50
MW-35	CME 550 HSA	MW-10578	4/20/2016	Still in use	Monitoring Well/Gauging	826.22	829.40	28.42	8	2	26.00	800.2	12.42	27.42	10.0	25.0	816.2	801.2	15.00
MW-36	CME 550 HSA	MW-10578	4/22/2016	Still in use	Monitoring Well/Gauging	858.66	858.47	23.65	8	2	24.50	834.2	8.65	23.65	9.5	24.5	849.2	834.2	15.00
MW-36B	CME 550 HSA / Schramm	MW-10578	4/28/2016	Still in use	Monitoring Well/Gauging	858.49	858.15	47.54	10	6	54.90	803.6	36.64	46.64	44.0	54.0	814.5	804.5	10.00
MW-37	Geoprobe 8040 HSA	MW-10759	8/9/2016	Still in use	Monitoring Well/Gauging	810.93	813.92	18.11	6.25	2	16.00	794.9	7.11	17.11	5.0	15.0	805.9	795.9	10.00
MW-38	Geoprobe 8040 HSA	MW-10759	8/9/2016	Still in use	Monitoring Well/Gauging	810.49	813.28	11.61	6.25	2	9.10	801.4	6.41	11.41	3.9	8.9	806.6	801.6	5.00
MW-39	Geoprobe 8040 HSA	MW-10759	11/29/2016	Still in use	Monitoring Well/Gauging	816.92	819.90	13.01	6.25	2	11.00	805.9	7.01	12.01	5.0	10.0	811.9	806.9	5.00
MW-40	Geoprobe 8040 HSA	MW-10759	11/30/2016	Still in use	Monitoring Well/Gauging	814.75	817.79	13.18	6.25	2	11.00	803.8	7.18	12.18	5.0	10.0	809.8	804.8	5.00
MW-41	Geoprobe 8040 HSA	MW-10759	11/28/2016	Still in use	Monitoring Well/Gauging	816.67	819.68	13.20	6.25	2	11.00	805.7	7.20	12.20	5.0	10.0	811.7	806.7	5.00
MW-42	Geoprobe 8040 HSA	MW-10759	11/28/2016	Still in use	Monitoring Well/Gauging	817.31	820.33	13.40	6.25	2	11.00	806.3	7.40	12.40	5.0	10.0	812.3	807.3	5.00
MW-43	Mobile Drill B57	MW-10964	10/20/2017	Still in use	Monitoring Well/Gauging	815.92	818.12	10.30	8.5	2	7.50	808.42	5.30	10.30	2.5	7.5	813.42	808.42	5.00
MW-43B	Mobile Drill B57	MW-10964	10/20/2017	Still in use	Monitoring Well/Gauging	816.08	818.80	54.40	13.75	4	51.00	765.08	34.40	54.40	31.0	51.0	785.08	765.08	20.00
MW-44	Hollow Stem Auger	MW-10964	1/23/2017	Still in use	Monitoring Well/Gauging	853.82	853.67	9.82	6.25	2	10.00	843.8	4.82	9.82	5.0	10.0	848.8	843.8	5.00
MW-44B	Hollow Stem Auger/Wire Line/Air Rotary	MW-10964	1/23/2017	Still in use	Monitoring Well/Gauging	853.66	853.38	34.50	10.25	4	37.10	816.6	13.50	34.50	16.1	37.1	837.6	816.6	21.00
MW-45	Hollow Stem Auger	MW-10964	1/26/2017	Still in use	Monitoring Well/Gauging	852.39	852.47	14.42	6.25	2	14.00	838.4	4.42	14.42	4.0	14.0	848.4	838.4	10.00
MW-45B	Hollow Stem Auger/Wire Line/Air Rotary	MW-10964	1/25/2017	Still in use	Monitoring Well/Gauging	852.69	852.85	40.30	10.25	4	40.30	812.4	19.00	40.30	19.0	40.3	833.7	812.4	21.30
MW-46	Geoprobe 8040 DT	MW-11117	9/13/2017	Still in use	Monitoring Well/Gauging	842.43	845.47	17.05	8.5	2	14.00	828.4	12.05	17.05	9.0	14.0	833.4	828.4	5.00
MW-47	Geoprobe 8040 DT	MW-11117	9/14/2017	Still in use	Monitoring Well/Gauging	839.89	842.98	22.79	8.5	2	20.00	819.9	12.79	22.79	10.0	20.0	829.9	819.9	10.00
MW-48B	Mobile Drill B57	MW-11117	10/18/2017	Still in use	Monitoring Well/Gauging	829.53	832.34	94.50	13.75	4	91.00	738.5	74.50	94.50	71.0	91.0	758.5	738.5	20.00
MW-49	Geoprobe 8040 DT	MW-11117	9/14/2017	Still in use	Monitoring Well/Gauging	843.65	846.78	23.30	8.5	2	21.00	822.7	8.30	23.30	6.0	21.0	837.7	822.7	15.00
MW-50B	Mobile Drill B57	MW-11247	10/17/2017	Still in use	Monitoring Well/Gauging	847.11	850.34	109.60	13.75	4	106.00	741.1	89.60	109.60	96.0	106.0	751.1	741.1	20.00
Recovery Wells																			
RW-01	HSA	MW-09978	1/28/2015	Still in use	Gauging/LNAPL Recovery	849.49	851.92	20.80	6.25	4	17	832.5	4.44	19.44	2.0	17.0	847.5	832.5	15.00
RW-02	HSA	MW-09978	1/29/2015	Still in use	Gauging/LNAPL Recovery	850.22	852.69	25.72	6.25	4	23	827.2	15.47	25.47	13.0	23.0	837.2	827.2	10.00
RW-03	HSA	MW-09978	1/29/2015	Still in use	Gauging/LNAPL Recovery	850.03	852.34	33.39	6.25	4	31.2	818.8	18.51	33.51	16.2	31.2	833.8	818.8	15.00
RW-04	HSA	MW-09978	1/29/2015	Still in use	Gauging/LNAPL Recovery	852.15	853.93	35.04	6.25	4	33	819.2	14.78	34.78	13.0	33.0	839.2	819.2	20.00
RW-05	HSA	MW-09978	1/30/2015	Still in use	Gauging/LNAPL Recovery	850.99	853.53	38.25	6.25	4	34.5	816.5	22.04	37.04	19.5	34.5	831.5	816.5	15.00
RW-06	HSA	MW-09978	1/30/2015	Still in use	Gauging/LNAPL Recovery	844.21	846.21	38.50	6.25	4	38.5	805.7	20.49	40.49	18.5	38.5	825.7	805.7	20.00
RW-07	HSA	MW-09978	2/2/2015	Still in use	Gauging/LNAPL Recovery	841.01	843.19	38.00	6.25	4	38	803.0	15.18	40.18	13.0	38.0	828.0	803.0	25.00
RW-08	HSA	MW-09978	2/2/2015	Still in use	Gauging/LNAPL Recovery	833.46	835.48	33.50	6.25	4	33.5	800.0	10.52	35.52	8.5	33.5	825.0	800.0	25.00
RW-09	HSA	MW-09978	2/3/2015	Still in use	Gauging/LNAPL Recovery	831.13	835.12	42.13	6.25	4	41.5	789.6	15.49	45.49	11.5	41.5	819.6	789.6	30.00
RW-10	HSA	MW-10006	2/4/2015	Still in use	Gauging/LNAPL Recovery	846.76	848.53	66.51	6.25	4	68.5	778.3	5.27	70.27	3.5	68.5	843.3	778.3	65.00
RW-11	HSA	MW-10006	2/4/2015	Still in use	Gauging/LNAPL Recovery	851.03	852.97	21.40	6.25	4	19.5	831.5	6.44	21.44	4.5	19.5	846.5	831.5	15.00
RW-12	HSA	MW-10006	2/5/2015	Still in use	Gauging/LNAPL Recovery	851.64	854.49	16.90	6.25	4	14	837.6	6.90	16.90	4.0	14.0	847.6	837.6	10.00
RW-13	HSA	MW-10006	2/5/2015	Still in use	Gauging/LNAPL Recovery	847.57	847.97	45.53	6.25	4	50	797.6	0.53	45.53	5.0	50.0	842.6	797.6	45.00
RW-14	HSA	MW-10006	2/6/2015	Still in use	Gauging/LNAPL Recovery	826.25	827.54	55.00	6.25	4	55	771.2	5.00	55.00	5.0	55.0	821.2	771.2	50.00
RW-15	HSA	MW-10006	2/10/2015	Still in use	Gauging/LNAPL Recovery	849.48	851.64	36.50	6.25	4	36.5	813.0	1.50	36.50	1.5	36.5	848.0	813.0	35.00
Recovery Sumps																			
RS-01	Trackhoe	MW-09978	12/29/2014	Still in use	Gauging/LNAPL Recovery	847.95	849.13	23.60	NA	4	22.42	825.5	3.18	23.60	2.0	22.4	845.9	825.5	20.42
RS-02	Trackhoe	MW-09978	12/29/2014	Still in use	Gauging/LNAPL Recovery	848.54	849.52	20.00	NA	4	19.02	829.5	2.98	20.00	2.0	19.0	846.5	829.5	17.02
RS-04	Trackhoe	MW-09978	12/30/2014	Still in use	Gauging/LNAPL Recovery	850.36	851.47	10.75	NA	4	9.64	840.7	3.11	10.75	2.0	9.6	848.4	840.7	7.64
RS-05	Trackhoe	MW-09978	12/31/2014	Still in use	Gauging/LNAPL Recovery	847.14	848.31	25.20	NA	4	24.03	823.1	3.17	25.20	2.0	24.0	845.1	823.1	22.03
RS-06	Trackhoe	MW-09978	12/31/2014	Still in use	Gauging/LNAPL Recovery	848.25	849.47	25.18	NA	4	23.96	824.3	3.22	25.18	2.0	24.0	846.2	824.3	21.96
RS-07	Trackhoe	MW-09978	12/31/2014	Still in use	Gauging/LNAPL Recovery	854.06	855.08	16.65	NA	4	15.63	838.4	3.02	16.65	2.0	15.6	852.1	838.4	13.63

Table 4. Well Construction Information

Plantation Pipe Line Company

Lewis Drive Remediation Site, Belton, South Carolina

Site ID #18693 "Kinder Morgan Belton Pipeline Release"

Location ID	Installation Method	Permit #	Date Installed	Date Abandoned	Purpose	Ground Surface Elevation (ft amsl)	TOC Elevation (ft amsl)	Measured Depth to Bottom (ft BTOC)	Bore Hole Diameter (in)	Well Dia (in)	Well Depth (ft bgs)	Bottom of Well (ft amsl)	Top of	Bottom of	Top of	Bottom of	Top of	Bottom of	Length of Screen or Borehole (ft)
													Screen or Open Borehole Interval (ft BTOC)	Screen or Open Borehole Interval (ft BTOC)	Screen or Open Borehole Interval (ft bgs)	Screen or Open Borehole Interval (ft bgs)	Screen or Open Borehole Interval (ft amsl)	Screen or Open Borehole Interval (ft amsl)	
RS-08	Trackhoe	MW-09978	12/31/2014	Still in use	Gauging/LNAPL Recovery	852.59	854.00	20.22	NA	4	18.81	833.8	3.41	20.22	2.0	18.8	850.6	833.8	16.81
RS-09	Trackhoe	MW-09978	1/7/2015	Still in use	Gauging/LNAPL Recovery	846.75	847.60	18.85	NA	4	18.00	828.8	2.85	18.85	2.0	18.0	844.8	828.8	16.00
RS-10	Trackhoe	MW-09978	1/7/2015	Still in use	Gauging/LNAPL Recovery	846.28	847.42	20.06	NA	4	18.92	827.4	3.14	20.06	2.0	18.9	844.3	827.4	16.92
RS-11	Trackhoe	MW-09978	1/7/2015	Still in use	Gauging/LNAPL Recovery	846.35	847.44	22.06	NA	4	20.97	825.4	3.09	22.06	2.0	21.0	844.3	825.4	18.97
RS-12	Trackhoe	MW-09978	1/7/2015	Still in use	Gauging/LNAPL Recovery	846.58	847.74	21.29	NA	4	20.13	826.5	3.16	21.29	2.0	20.1	844.6	826.5	18.13
RS-13	Trackhoe	MW-09978	1/8/2015	Still in use	Gauging/LNAPL Recovery	845.39	845.98	19.92	NA	4	19.33	826.1	1.96	19.92	1.4	19.3	844.0	826.1	17.96
RS-14	Trackhoe	MW-09978	1/8/2015	Still in use	Gauging/LNAPL Recovery	844.66	845.97	19.93	NA	4	18.62	826.0	3.31	19.93	2.0	18.6	842.7	826.0	16.62
RS-15	Trackhoe	MW-09978	1/8/2015	Still in use	Gauging/LNAPL Recovery	845.36	846.41	19.93	NA	4	18.88	826.5	3.05	19.93	2.0	18.9	843.4	826.5	16.88
RS-16	Trackhoe	MW-09978	1/8/2015	Still in use	Gauging/LNAPL Recovery	844.56	845.44	19.98	NA	4	19.10	825.5	2.88	19.98	2.0	19.1	842.6	825.5	17.10
RS-17	Trackhoe	MW-09978	1/8/2015	Still in use	Gauging/LNAPL Recovery	843.29	844.22	19.91	NA	4	18.98	824.3	2.93	19.91	2.0	19.0	841.3	824.3	16.98
RS-18	Trackhoe	MW-09978	1/8/2015	Still in use	Gauging/LNAPL Recovery	846.82	847.89	19.98	NA	4	18.91	827.9	3.07	19.98	2.0	18.9	844.8	827.9	16.91
RS-20	Trackhoe	MW-09978	3/19/2015	Still in use	Gauging/LNAPL Recovery	841.73	842.69	11.84	NA	4	9.91	831.8	3.93	11.84	2.0	9.9	839.7	831.8	7.91
Recovery Trench Sumps																			
RT-1A	Trackhoe	MW-09978	1/6/2015	Still in use	Gauging/LNAPL Recovery	852.86	854.06	20.89	NA	4	20.00	832.9	3.20	21.20	2.0	20.0	850.9	832.9	18.00
RT-1B	Trackhoe	MW-09978	1/6/2015	Still in use	Gauging/LNAPL Recovery	853.29	854.15	21.10	NA	4	20.00	833.3	2.86	20.86	2.0	20.0	851.3	833.3	18.00
RT-1C	Trackhoe	MW-09978	1/6/2015	Still in use	Gauging/LNAPL Recovery	853.55	854.55	21.27	NA	4	20.00	833.5	3.00	21.00	2.0	20.0	851.5	833.5	18.00
RT-2A	Trackhoe	MW-09978	1/22/2015	Still in use	Gauging/LNAPL Recovery	815.66	817.48	10.81	NA	4	10.00	805.7	3.82	11.82	2.0	10.0	813.7	805.7	8.00
RT-2B	Trackhoe	MW-09978	1/22/2015	Still in use	Gauging/LNAPL Recovery	816.72	817.61	10.82	NA	4	10.00	806.7	2.89	10.89	2.0	10.0	814.7	806.7	8.00
RT-2C	Trackhoe	MW-09978	1/22/2015	Still in use	Gauging/LNAPL Recovery	816.86	818.06	10.23	NA	4	10.00	806.9	3.20	11.20	2.0	10.0	814.9	806.9	8.00
RT-2D	Trackhoe	MW-09978	1/22/2015	Still in use	Gauging/LNAPL Recovery	817.11	818.12	10.21	NA	4	10.00	807.1	3.01	11.01	2.0	10.0	815.1	807.1	8.00
RT-2E	Trackhoe	MW-09978	1/22/2015	Still in use	Gauging/LNAPL Recovery	817.32	818.25	10.24	NA	4	10.00	807.3	2.93	10.93	2.0	10.0	815.3	807.3	8.00
RT-2F	Trackhoe	MW-09978	1/22/2015	Still in use	Gauging/LNAPL Recovery	817.74	818.57	10.23	NA	4	10.00	807.7	2.83	10.83	2.0	10.0	815.7	807.7	8.00
RT-2G	Trackhoe	MW-09978	1/22/2015	Still in use	Gauging/LNAPL Recovery	819.27	820.07	10.24	NA	4	10.00	809.3	2.80	10.80	2.0	10.0	817.3	809.3	8.00
RT-2I	Trackhoe	MW-09978	1/22/2015	Still in use	Gauging/LNAPL Recovery	819.23	819.51	10.20	NA	4	10.00	809.2	2.28	10.28	2.0	10.0	817.2	809.2	8.00
RT-2J	Trackhoe	MW-09978	1/22/2015	Still in use	Gauging/LNAPL Recovery	817.47	817.63	10.22	NA	4	10.00	807.5	2.16	10.16	2.0	10.0	815.5	807.5	8.00
RT-2K	Trackhoe	MW-09978	3/20/2015	Still in use	Gauging/LNAPL Recovery	816.11	817.40	4.14	NA	4	2.50	813.6	2.64	4.14	1.0	2.5	815.1	813.6	1.50
RT-2L	Trackhoe	MW-09978	3/20/2015	Still in use	Gauging/LNAPL Recovery	817.95	819.54	6.60	NA	4	3.71	814.2	3.89	6.60	1.0	3.7	816.9	814.2	2.71
Piezometers																			
TW-04R	DPT	MW-10006	2/4/2015	Still in use	Gauging	852.68	852.64	5.46	2.2	1	5.5	847.2	2.46	5.46	2.5	5.5	850.2	847.2	3.00
TW-05R	DPT	MW-10006	2/4/2015	Still in use	Gauging	849.96	849.93	8.87	2.2	1	8.8	841.2	2.87	8.87	2.8	8.9	847.2	841.1	6.00
TW-14R	DPT	MW-10006	2/4/2015	Still in use	Gauging	853.47	853.37	6.20	2.2	1	6.5	847.0	2.20	6.20	2.5	6.3	851.0	847.2	4.00
TW-15R	DPT	MW-10006	2/4/2015	Still in use	Gauging	850.70	850.62	4.85	2.2	1	5	845.7	1.85	4.85	2.0	4.9	848.7	845.8	3.00
TW-21	DPT	MW-09978	1/22/2015	Still in use	Gauging	849.72	849.70	9.54	2.2	1	14	835.7	-0.46	9.54	4.0	9.6	845.7	840.2	10.00
TW-28	DPT	MW-09978	1/23/2015	Still in use	Gauging	851.57	851.42	31.84	2.2	1	30	821.6	11.84	31.84	10.0	32.0	841.6	819.6	20.00
TW-30	DPT	MW-09978	1/23/2015	Still in use	Gauging	851.86	851.81	23.15	2.2	1	24	827.9	8.15	23.15	9.0	23.2	842.9	828.7	15.00
TW-34	DPT	MW-09978	1/24/2015	Still in use	Gauging	854.92	854.79	25.04	2.2	1	23	831.9	10.04	25.04	8.0	25.2	846.9	829.7	15.00
TW-35	DPT	MW-09978	1/24/2015	Still in use	Gauging	854.22	854.10	25.12	2.2	1	23	831.2	10.12	25.12	8.0	25.2	846.2	829.0	15.00
TW-40	DPT	MW-09978	1/24/2015	Still in use	Gauging	853.45	853.35	34.05	2.2	1	33	820.5	14.05	34.05	13.0	34.2	840.5	819.3	20.00
TW-41	DPT	MW-09978	1/25/2015	Still in use	Gauging	849.38	849.38	32.15	2.2	1	34	815.4	7.15	32.15	9.0	32.1	840.4	817.2	25.00
TW-42	DPT	MW-09978	1/25/2015	Still in use	Gauging	847.02	846.84	27.50	2.2	1	29.5	817.5	7.50	27.50	9.5	27.7	837.5	819.3	20.00
TW-45	DPT	MW-09978	1/25/2015	Still in use	Gauging	848.26	848.31	36.86	2.2	1	37.5	810.8	11.86	36.86	12.5	36.8	835.8	811.4	25.00
TW-55	DPT	MW-10006	2/5/2015	Still in use	Gauging	846.00	845.93	41.50	2.7	1	43	803.0	11.50	41.50	13.0	41.6	833.0	804.4	30.00
TW-59	DPT	MW-09978	1/30/2015	Still in use	Gauging	834.84	834.78	21.15	2.7	1	22	812.8	6.15	21.15	7.0	21.2	827.8	813.6	15.00
TW-60	DPT	MW-09978	1/30/2015	Still in use	Gauging	828.00	828.03	37.20	2.7	1	41.5	786.5	2.20	37.20	6.5	37.2	821.5	790.8	35.00
TW-64	DPT	MW-09978	2/2/2015	Still in use	Gauging	845.89	845.88	52.85	2.2	1	55	790.9	2.85	52.85	5.0	52.9	840.9	793.0	50.00
TW-65	DPT	MW-09978	2/2/2015	Still in use	Gauging	845.66	845.62	44.81	2.2	1	44.5	801.2	9.81	44.81	9.5	44.8	836.2	800.8	35.00
TW-66	DPT	MW-09978	2/2/2015	Still in use	Gauging	820.18	820.31	23.81	2.7	1	24	796.2	3.81	23.81	4.0	23.7	816.2	796.5	20.00
TW-67	DPT	MW-09978	2/3/2015	Still in use	Gauging	852.88	852.71	26.47	2.7	1	27	825.9	6.47	26.47	7.0	26.6	845.9	826.2	20.00
TW-68	DPT	MW-09978	2/3/2015	Still in use	Gauging	846.59	846.45	29.96	2.2	1	27	819.6	9.96	29.96	7.0	30.1	839.6	816.5	20.00

Table 4. Well Construction Information

Plantation Pipe Line Company

Lewis Drive Remediation Site, Belton, South Carolina

Site ID #18693 "Kinder Morgan Belton Pipeline Release"

Location ID	Installation Method	Permit #	Date Installed	Date Abandoned	Purpose	Ground Surface Elevation (ft amsl)	TOC Elevation (ft amsl)	Measured Depth to Bottom (ft BTOC)	Bore Hole Diameter (in)	Well Dia (in)	Well Depth (ft bgs)	Bottom of Well (ft amsl)	Top of	Bottom of	Top of	Bottom of	Top of	Bottom of	Length of Screen or Open Borehole (ft)
													Screen or Open Borehole Interval (ft BTOC)	Screen or Open Borehole Interval (ft BTOC)	Screen or Open Borehole Interval (ft bgs)	Screen or Open Borehole Interval (ft bgs)	Screen or Open Borehole Interval (ft amsl)	Screen or Open Borehole Interval (ft amsl)	
TW-69	DPT	MW-09978	2/3/2015	Still in use	Gauging	840.38	840.27	51.91	2.2	1	50	790.4	11.91	51.91	10.0	52.0	830.4	788.4	40.00
TW-70	DPT	MW-09978	2/3/2015	Still in use	Gauging	842.07	841.95	45.05	2.2	1	43	799.1	10.05	45.05	8.0	45.2	834.1	796.9	35.00
TW-73	DPT	MW-09978	2/3/2015	Still in use	Gauging	850.60	850.53	16.00	2.7	1	16	834.6	6.00	16.00	6.0	16.1	844.6	834.5	10.00
TW-76	DPT	MW-10006	2/4/2015	Still in use	Gauging	852.53	852.44	43.62	2.7	1	43	809.5	8.62	43.62	8.0	43.7	844.5	808.8	35.00
TW-81	DPT	MW-10006	2/5/2015	Still in use	Gauging	849.48	849.43	7.00	2.2	1	7	842.5	2.00	7.00	2.0	7.0	847.5	842.4	5.00
TW-82	DPT	MW-10006	2/5/2015	Still in use	Gauging	849.83	849.64	10.00	2.2	1	10	839.8	2.00	10.00	2.0	10.2	847.8	839.6	8.00
TW-83	DPT	MW-10006	2/5/2015	Still in use	Gauging	850.54	850.44	17.00	2.2	1	17	833.5	2.00	17.00	2.0	17.1	848.5	833.4	15.00
TW-84	DPT	MW-10006	2/5/2015	Still in use	Gauging	851.38	851.22	13.50	2.2	1	13.5	837.9	3.50	13.50	3.5	13.7	847.9	837.7	10.00
TW-85	DPT	MW-10006	2/5/2015	Still in use	Gauging	843.64	843.49	39.00	2.7	1	39	804.6	9.00	39.00	9.0	39.2	834.6	804.5	30.00
TW-86	DPT	MW-10006	2/5/2015	Still in use	Gauging	853.28	853.10	6.00	2.2	1	6	847.3	2.00	6.00	2.0	6.2	851.3	847.1	4.00
TW-87	DPT	MW-10006	2/5/2015	Still in use	Gauging	852.33	852.25	7.00	2.2	1	7	845.3	2.00	7.00	2.0	7.1	850.3	845.3	5.00
TW-90	DPT	MW-10006	2/6/2015	Still in use	Gauging	845.48	845.43	46.50	2.7	1	46.5	799.0	6.50	46.50	6.5	46.6	839.0	798.9	40.00
TW-94	DPT	MW-10006	2/10/2015	Still in use	Gauging	840.75	840.58	40.00	2.7	1	40	800.8	5.00	40.00	5.0	40.2	835.8	800.6	35.00
TW-96	DPT	MW-10006	2/11/2015	Still in use	Gauging	840.52	840.40	28.76	2.7	1	30	810.5	3.76	28.76	5.0	28.9	835.5	811.6	25.00
Vertical Air Sparging Wells																			
VAS-01	Mobile B57 HSA	SCHE03020469	7/28/2016	Still in use	Cupboard Creek Protection	853.269	NS	NA	8.50	2.00	32.20	NA	NA	NA	28.70	31.20	NA	NA	2.50
VAS-02	Mobile B57 HSA	SCHE03020469	7/27/2016	Still in use	Cupboard Creek Protection	852.360	NS	NA	8.50	2.00	27.00	NA	NA	NA	23.50	26.00	NA	NA	2.50
VAS-03	Mobile B57 HSA	SCHE03020469	7/27/2016	Still in use	Cupboard Creek Protection	852.132	NS	NA	8.50	2.00	18.30	NA	NA	NA	14.80	17.30	NA	NA	2.50
VAS-04	Geoprobe 8040 HSA	SCHE03020469	8/4/2016	Still in use	Cupboard Creek Protection	852.056	NS	NA	8.50	2.00	16.70	NA	NA	NA	13.20	15.70	NA	NA	2.50
VAS-05	Mobile B57 HSA	SCHE03020469	7/27/2016	Still in use	Cupboard Creek Protection	851.559	NS	NA	8.50	2.00	13.00	NA	NA	NA	9.50	12.00	NA	NA	2.50
VAS-06	Mobile B57 HSA	SCHE03020469	7/26/2016	Still in use	Cupboard Creek Protection	851.612	NS	NA	8.50	2.00	14.40	NA	NA	NA	10.90	13.40	NA	NA	2.50
VAS-07	Mobile B57 HSA	SCHE03020469	7/26/2016	Still in use	Cupboard Creek Protection	851.603	NS	NA	8.50	2.00	19.40	NA	NA	NA	15.90	18.40	NA	NA	2.50
VAS-08	Mobile B57 HSA	SCHE03020469	7/25/2016	Still in use	Cupboard Creek Protection	851.583	NS	NA	8.50	2.00	22.00	NA	NA	NA	18.50	21.00	NA	NA	2.50
VAS-09	Mobile B57 HSA	SCHE03020469	7/25/2016	Still in use	Cupboard Creek Protection	851.607	NS	NA	8.50	2.00	14.00	NA	NA	NA	10.50	13.00	NA	NA	2.50
VAS-10	Mobile B57 HSA	SCHE03020469	7/25/2016	Still in use	Cupboard Creek Protection	851.411	NS	NA	8.50	2.00	16.10	NA	NA	NA	12.60	15.10	NA	NA	2.50
VAS-11	Mobile B57 HSA	SCHE03020469	7/28/2016	Still in use	Cupboard Creek Protection	852.476	NS	NA	8.50	2.00	25.30	NA	NA	NA	21.80	24.30	NA	NA	2.50
VAS-12	Geoprobe 8040 HSA	SCHE03020469	8/5/2016	Still in use	Cupboard Creek Protection	851.535	NS	NA	8.50	2.00	24.20	NA	NA	NA	20.70	23.20	NA	NA	2.50
VAS-13	Geoprobe 8040 HSA	SCHE03020469	8/5/2016	Still in use	Cupboard Creek Protection	851.701	NS	NA	8.50	2.00	19.60	NA	NA	NA	16.10	18.60	NA	NA	2.50
VAS-14	Geoprobe 8040 HSA	SCHE03020469	8/4/2016	Still in use	Cupboard Creek Protection	851.239	NS	NA	8.50	2.00	16.20	NA	NA	NA	12.70	15.20	NA	NA	2.50
VAS-15	Geoprobe 8040 HSA	SCHE03020469	8/4/2016	Still in use	Cupboard Creek Protection	850.732	NS	NA	8.50	2.00	15.50	NA	NA	NA	12.00	14.50	NA	NA	2.50
VAS-16	Geoprobe 8040 HSA	SCHE03020469	8/3/2016	Still in use	Cupboard Creek Protection	850.305	NS	NA	8.50	2.00	17.90	NA	NA	NA	14.40	16.90	NA	NA	2.50
VAS-17	Geoprobe 8040 HSA	SCHE03020469	8/3/2016	Still in use	Cupboard Creek Protection	849.842	NS	NA	8.50	2.00	19.30	NA	NA	NA	15.80	18.30	NA	NA	2.50
VAS-18	Geoprobe 8040 HSA	SCHE03020469	8/8/2016	Still in use	Cupboard Creek Protection	849.513	NS	NA	8.50	2.00	16.50	NA	NA	NA	13.00	15.50	NA	NA	2.50
VAS-19	Mobile B57 HSA	SCHE03020469	7/26/2016	Still in use	Cupboard Creek Protection	850.465	NS	NA	8.50	2.00	17.20	NA	NA	NA	13.60	16.10	NA	NA	2.50
VAS-20	Mobile B57 HSA	SCHE03020469	7/19/2016	Still in use	Brown's Creek Protection	827.789	NS	NA	8.50	2.00	47.60	NA	NA	NA	44.60	47.10	NA	NA	2.50
VAS-21	Mobile B57 HSA	SCHE03020469	7/19/2016	Still in use	Brown's Creek Protection	826.304	NS	NA	8.50	2.00	53.50	NA	NA	NA	50.00	52.50	NA	NA	2.50
VAS-22	Mobile B57 HSA	SCHE03020469	7/21/2016	Still in use	Brown's Creek Protection	827.394	NS	NA	8.50	2.00	57.00	NA	NA	NA	53.50	56.00	NA	NA	2.50
VAS-23	Mobile B57 HSA	SCHE03020469	7/22/2016	Still in use	Brown's Creek Protection	827.211	NS	NA	8.50	2.00	49.50	NA	NA	NA	46.00	48.50	NA	NA	2.50
VAS-24	Mobile B57 HSA	SCHE03020469	7/5/2016	Still in use	Brown's Creek Protection	826.803	NS	NA	8.50	2.00	58.50	NA	NA	NA	55.00	57.50	NA	NA	2.50
VAS-25	Mobile B57 HSA	SCHE03020469	7/11/2016	Still in use	Brown's Creek Protection	826.411	NS	NA	8.50	2.00	54.00	NA	NA	NA	50.50	53.00	NA	NA	2.50
VAS-26	Mobile B57 HSA	SCHE03020469	7/11/2016	Still in use	Brown's Creek Protection	825.180	NS	NA	8.50	2.00	55.00	NA	NA	NA	51.50	54.00	NA	NA	2.50
VAS-27	Mobile B57 HSA	SCHE03020469	7/8/2016	Still in use	Brown's Creek Protection	826.369	NS	NA	8.50	2.00	54.00	NA	NA	NA	50.50	53.00	NA	NA	2.50
VAS-28	Mobile B57 HSA	SCHE03020469	7/6/2016	Still in use	Brown's Creek Protection	828.930	NS	NA	8.50	2.00	23.10	NA	NA	NA	19.80	22.30	NA	NA	2.50
VAS-29	Mobile B57 HSA	SCHE03020469	7/6/2016	Still in use	Brown's Creek Protection	832.025	NS	NA	8.50	2.00	27.50	NA	NA	NA	24.00	26.50	NA	NA	2.50
VAS-30	Mobile B57 HSA	SCHE03020469	6/21/2016	Still in use	Brown's Creek Protection	831.485	NS	NA	8.50	2.00	52.90	NA	NA	NA	49.40	51.90	NA	NA	2.50

Table 4. Well Construction Information

Plantation Pipe Line Company

Lewis Drive Remediation Site, Belton, South Carolina

Site ID #18693 "Kinder Morgan Belton Pipeline Release"

Location ID	Installation Method	Permit #	Date Installed	Date Abandoned	Purpose	Ground Surface Elevation (ft amsl)	TOC Elevation (ft amsl)	Measured Depth to Bottom (ft BTOC)	Bore Hole Diameter (in)	Well Dia (in)	Well Depth (ft bgs)	Bottom of Well (ft amsl)	Top of	Bottom of	Top of	Bottom of	Top of	Bottom of	Length of Screen or Borehole (ft)
													Screen or Open Borehole Interval (ft BTOC)	Screen or Open Borehole Interval (ft BTOC)	Screen or Open Borehole Interval (ft bgs)	Screen or Open Borehole Interval (ft bgs)	Screen or Open Borehole Interval (ft amsl)	Screen or Open Borehole Interval (ft amsl)	
VAS-31	Mobile B57 HSA	SCHE03020469	6/21/2016	Still in use	Brown's Creek Protection	828.337	NS	NA	8.50	2.00	42.00	NA	NA	NA	38.50	41.00	NA	NA	2.50
VAS-32	Mobile B57 HSA	SCHE03020469	6/30/2016	Still in use	Brown's Creek Protection	836.257	NS	NA	8.50	2.00	43.00	NA	NA	NA	39.50	42.00	NA	NA	2.50
VAS-33	Mobile B57 HSA	SCHE03020469	6/29/2016	Still in use	Brown's Creek Protection	840.900	NS	NA	8.50	2.00	52.60	NA	NA	NA	49.10	51.60	NA	NA	2.50
VAS-34	Mobile B57 HSA	SCHE03020469	7/13/2016	Still in use	Brown's Creek Protection	836.585	NS	NA	8.50	2.00	53.50	NA	NA	NA	50.00	52.50	NA	NA	2.50
VAS-35	Mobile B57 HSA	SCHE03020469	7/13/2016	Still in use	Brown's Creek Protection	831.212	NS	NA	8.50	2.00	40.00	NA	NA	NA	36.50	39.00	NA	NA	2.50
VAS-36	Mobile B57 HSA	SCHE03020469	7/7/2016	Still in use	Brown's Creek Protection	831.361	NS	NA	8.50	2.00	33.20	NA	NA	NA	29.70	32.20	NA	NA	2.50
VAS-37	Mobile B57 HSA	SCHE03020469	7/7/2016	Still in use	Brown's Creek Protection	832.454	NS	NA	8.50	2.00	16.50	NA	NA	NA	13.00	15.50	NA	NA	2.50
VAS-38	Mobile B57 HSA	SCHE03020469	7/6/2016	Still in use	Brown's Creek Protection	834.566	NS	NA	8.50	2.00	21.10	NA	NA	NA	16.60	19.10	NA	NA	2.50
VAS-39	Mobile B57 HSA	SCHE03020469	6/22/2016	Still in use	Brown's Creek Protection	835.956	NS	NA	8.50	2.00	42.40	NA	NA	NA	38.90	41.40	NA	NA	2.50
VAS-40	Mobile B57 HSA	SCHE03020469	6/23/2016	Still in use	Brown's Creek Protection	833.753	NS	NA	8.50	2.00	40.00	NA	NA	NA	36.50	39.00	NA	NA	2.50
VAS-41	Mobile B57 HSA	SCHE03020469	6/28/2016	Still in use	Brown's Creek Protection	845.071	NS	NA	8.50	2.00	27.80	NA	NA	NA	24.30	26.80	NA	NA	2.50
VAS-42A	Mobile B57 HSA	SCHE03020469	7/14/2016	Still in use	Brown's Creek Protection	845.304	NS	NA	8.50	2.00	39.30	NA	NA	NA	35.80	38.30	NA	NA	2.50
VAS-43A	Mobile B57 HSA	SCHE03020469	7/15/2016	Still in use	Brown's Creek Protection	843.078	NS	NA	8.50	2.00	66.50	NA	NA	NA	63.00	65.50	NA	NA	2.50
VAS-44A	Mobile B57 HSA	SCHE03020469	7/18/2016	Still in use	Brown's Creek Protection	838.353	NS	NA	8.50	2.00	72.50	NA	NA	NA	69.00	71.50	NA	NA	2.50
VAS-46	Mobile B57 HSA	SCHE03020469	6/24/2016	Still in use	Brown's Creek Protection	839.503	NS	NA	8.50	2.00	20.80	NA	NA	NA	18.00	20.50	NA	NA	2.50
Vertical Bedrock Sparging Wells																			
VBS-01	Hollow Stem Auger/Wire Line/Air Rotary	SCHE03020469M	1/28/2017	Still in use	Brown's Creek Protection	NS	NS	38.15	4.00	2.00	38.50	NA	NA	NA	34.50	38.50	NA	NA	2.00
VBS-02	Hollow Stem Auger/Wire Line/Air Rotary	SCHE03020469M	1/28/2017	Still in use	Brown's Creek Protection	NS	NS	31.05	4.00	2.00	31.00	NA	NA	NA	27.00	31.00	NA	NA	2.00
VBS-03	Hollow Stem Auger/Wire Line/Air Rotary	SCHE03020469M	1/27/2017	Still in use	Brown's Creek Protection	NS	NS	36.20	4.00	2.00	36.20	NA	NA	NA	32.20	36.20	NA	NA	2.00

Notes:

amsl = above mean sea level relative to North American Vertical Datum of 1988 (NAVD88). Benchmark is 34.8289659 degrees north, 82.3710354 degrees west (NAD83, 2011), elevation 929.1 ft NAVD88.

bgs = below ground surface

BTOC = below top of casing

DPT = direct push

ft = feet

HSA = hollow-stem auger

in = inches

NA = not applicable

NS = location not surveyed

RNE = Refusal not encountered

TOC = top of casing

Table 5. Groundwater Elevation and Product Thickness Data

Plantation Pipe Line Company

Lewis Drive Remediation Site, Belton, South Carolina

Site ID #18693 "Kinder Morgan Belton Pipeline Release"

Location ID	Date	Depth to Product (ft BTOC)	Depth to Water (ft BTOC)	Product Thickness (ft)	Top of Casing Elevation ^{a,b} (ft amsl)	Groundwater Elevation (ft amsl)	Corrected ^c Groundwater Elevation (ft amsl)
MW-01	6/4/2018	-	3.83	-	853.07	849.24	-
MW-01B	6/4/2018	-	6.47	-	852.99	846.52	-
MW-02	6/4/2018	-	-	-	841.04	841.04	-
MW-02B	6/4/2018	-	4.23	-	841.19	836.96	-
MW-03	6/4/2018	-	16.50	-	838.36	821.86	-
MW-04	6/4/2018	-	6.23	-	844.42	838.19	-
MW-05	6/4/2018	-	10.47	-	851.11	840.64	-
MW-06	6/4/2018	-	10.32	-	852.92	842.60	-
MW-06B	6/4/2018	-	10.15	-	852.57	842.42	-
MW-07	6/4/2018	-	9.44	-	853.02	843.58	-
MW-08	6/4/2018	-	6.22	-	844.72	838.50	-
MW-09	6/4/2018	-	-	-	843.63	843.63	-
MW-09B	6/4/2018	-	5.70	-	843.92	838.22	-
MW-10	6/4/2018	-	6.43	-	845.41	838.98	-
MW-11	6/4/2018	-	26.29	-	855.63	829.34	-
MW-12	6/4/2018	-	9.20	-	834.53	825.33	-
MW-12B	6/4/2018	-	9.83	-	834.98	825.15	-
MW-13	6/4/2018	-	18.80	-	848.84	830.04	-
MW-13B	6/4/2018	-	19.56	-	849.82	830.26	-
MW-14	6/4/2018	-	13.48	-	838.70	825.22	-
MW-14B	6/4/2018	-	15.09	-	840.20	825.11	-
MW-15	6/4/2018	-	10.56	-	831.03	820.47	-
MW-15B	6/4/2018	-	13.84	-	831.29	817.45	-
MW-16	6/4/2018	-	NM	-	847.67	-	-
MW-17	6/4/2018	-	10.80	-	855.35	844.55	-
MW-17B					855.37		

Table 5. Groundwater Elevation and Product Thickness Data*Plantation Pipe Line Company**Lewis Drive Remediation Site, Belton, South Carolina**Site ID #18693 "Kinder Morgan Belton Pipeline Release"*

Location ID	Date	Depth to Product (ft BTOC)	Depth to Water (ft BTOC)	Product Thickness (ft)	Top of Casing Elevation^{a,b} (ft amsl)	Groundwater Elevation (ft amsl)	Corrected^c Groundwater Elevation (ft amsl)
MW-17B (cont'd)	6/4/2018	-	12.05	-		843.32	-
MW-18	6/4/2018	11.70	12.12	0.42	846.89	834.77	835.07
MW-19	6/4/2018	-	7.81	-	853.94	846.13	-
MW-20	6/4/2018	8.49	8.50	0.01	852.89	844.39	844.39
MW-21	6/4/2018	-	12.43	-	855.77	843.34	-
MW-22	6/4/2018	-	5.72	-	854.60	848.88	-
MW-23	6/4/2018	-	6.33	-	849.57	843.24	-
MW-23B	6/4/2018	-	6.06	-	849.69	843.63	-
MW-24	6/4/2018	-	4.45	-	817.92	813.47	-
MW-24B	6/4/2018	-	5.12	-	818.72	813.60	-
MW-25	6/4/2018	-	6.73	-	826.18	819.45	-
MW-25B	6/4/2018	-	3.41	-	823.81	820.40	-
MW-26	6/4/2018	-	2.01	-	847.56	845.55	-
MW-26B	6/4/2018	-	3.66	-	847.81	844.15	-
MW-27	6/4/2018	-	22.55	-	854.11	831.56	-
MW-27B	6/4/2018	-	28.42	-	857.14	828.72	-
MW-28	6/4/2018	-	19.52	-	844.31	824.79	-
MW-29	6/4/2018	-	3.23	-	852.20	848.97	-
MW-30	6/4/2018	-	10.47	-	841.28	830.81	-
MW-31	6/4/2018	-	17.25	-	845.04	827.79	-
MW-31B	6/4/2018	-	17.72	-	844.94	827.22	-
MW-32	6/4/2018	-	7.16	-	842.93	835.77	-
MW-33	6/4/2018	-	22.35	-	849.20	826.85	-
MW-33T	6/4/2018	-	23.56	-	849.11	825.55	-
MW-34	6/4/2018	-	2.34	-	816.35	814.01	-
MW-35	6/4/2018	-	8.15	-	829.40	821.25	-

Table 5. Groundwater Elevation and Product Thickness Data

Plantation Pipe Line Company

Lewis Drive Remediation Site, Belton, South Carolina

Site ID #18693 "Kinder Morgan Belton Pipeline Release"

Location ID	Date	Depth to Product (ft BTOC)	Depth to Water (ft BTOC)	Product Thickness (ft)	Top of Casing Elevation ^{a,b} (ft amsl)	Groundwater Elevation (ft amsl)	Corrected ^c Groundwater Elevation (ft amsl)
MW-36	6/4/2018	-	15.21	-	858.47	843.26	-
MW-36B	6/4/2018	-	14.94	-	858.15	843.21	-
MW-37	6/4/2018	-	3.26	-	813.92	810.66	-
MW-38	6/4/2018	-	1.20	-	813.28	812.08	-
MW-39	6/4/2018	-	4.34	-	819.90	815.56	-
MW-40	6/4/2018	-	1.98	-	817.79	815.81	-
MW-41	6/4/2018	-	3.69	-	819.68	815.99	-
MW-42	6/4/2018	-	5.37	-	820.33	814.96	-
MW-43	6/4/2018	-	4.28	-	818.12	813.84	-
MW-43B	6/4/2018	-	0.90	-	818.80	817.90	-
MW-44	6/4/2018	-	3.16	-	853.67	850.51	-
MW-44B	6/4/2018	-	9.50	-	853.38	843.88	-
MW-45	6/4/2018	-	NM	-	852.47	-	-
MW-45B	6/4/2018	-	25.13	-	852.85	827.72	-
MW-46	6/4/2018	-	5.20	-	845.47	840.27	-
MW-47	6/4/2018	-	13.92	-	842.98	829.06	-
MW-48B	6/4/2018	-	15.91	-	832.34	816.43	-
MW-49	6/4/2018	-	14.95	-	846.78	831.83	-
MW-50B	6/4/2018	-	18.36	-	850.34	831.98	-
RS-01	6/4/2018	-	NM	-	849.13	-	-
RS-02	6/4/2018	-	4.65	-	849.52	844.87	-
RS-04	6/4/2018	-	5.98	-	851.47	845.49	-
RS-05	6/4/2018	-	6.64	-	848.31	841.67	-
RS-06	6/4/2018	-	7.12	-	849.47	842.35	-
RS-07	6/4/2018	-	9.16	-	855.08	845.92	-
RS-08					854.00		

Table 5. Groundwater Elevation and Product Thickness Data*Plantation Pipe Line Company**Lewis Drive Remediation Site, Belton, South Carolina**Site ID #18693 "Kinder Morgan Belton Pipeline Release"*

Location ID	Date	Depth to Product (ft BTOC)	Depth to Water (ft BTOC)	Product Thickness (ft)	Top of Casing Elevation ^{a,b} (ft amsl)	Groundwater Elevation (ft amsl)	Corrected ^c Groundwater Elevation (ft amsl)
RS-08 (cont'd)	6/4/2018	-	NM	-		-	-
RS-09	6/4/2018	-	NM	-	847.60	-	-
RS-10	6/4/2018	-	5.69	-	847.42	841.73	-
RS-11	6/4/2018	-	6.25	-	847.44	841.19	-
RS-12	6/4/2018	-	6.59	-	847.74	841.15	-
RS-13	6/4/2018	-	3.14	-	845.98	842.84	-
RS-14	6/4/2018	-	3.85	-	845.97	842.12	-
RS-15	6/4/2018	-	2.91	-	846.41	843.50	-
RS-16	6/4/2018	-	3.18	-	845.44	842.26	-
RS-17	6/4/2018	-	3.02	-	844.22	841.20	-
RS-18	6/4/2018	-	6.36	-	847.89	841.53	-
RS-19	6/4/2018	-	NM	-	850.40	-	-
RS-20	6/4/2018	-	3.80	-	842.69	838.89	-
RT-1A	6/4/2018	-	NM	-	854.06	-	-
RT-1B	6/4/2018	-	9.91	-	854.15	844.24	-
RT-1C	6/4/2018	-	10.50	-	854.55	844.05	-
RT-2A	6/4/2018	-	NM	-	817.48	-	-
RT-2B	6/4/2018	-	0.68	-	817.61	816.93	-
RT-2C	6/4/2018	-	0.95	-	818.06	817.11	-
RT-2D	6/4/2018	-	1.20	-	818.12	816.92	-
RT-2E	6/4/2018	-	1.34	-	818.25	816.91	-
RT-2F	6/4/2018	-	1.66	-	818.57	816.91	-
RT-2G	6/4/2018	-	1.08	-	820.07	818.99	-
RT-2H	6/4/2018	-	NM	-	822.17	-	-
RT-2I	6/4/2018	-	1.02	-	819.51	818.49	-
RT-2J	6/4/2018	-	-	-	817.63	817.63	-

Table 5. Groundwater Elevation and Product Thickness Data

Plantation Pipe Line Company

Lewis Drive Remediation Site, Belton, South Carolina

Site ID #18693 "Kinder Morgan Belton Pipeline Release"

Location ID	Date	Depth to Product (ft BTOC)	Depth to Water (ft BTOC)	Product Thickness (ft)	Top of Casing Elevation ^{a,b} (ft amsl)	Groundwater Elevation (ft amsl)	Corrected ^c Groundwater Elevation (ft amsl)
RT-2K	6/4/2018	-	NM	-	817.40	-	-
RT-2L	6/4/2018	-	1.03	-	819.54	818.51	-
RW-01	6/4/2018	-	11.05	-	851.92	840.87	-
RW-02	6/4/2018	-	20.17	-	852.69	832.52	-
RW-03	6/4/2018	-	21.30	-	852.34	831.04	-
RW-04	6/4/2018	-	26.12	-	853.93	827.81	-
RW-05	6/4/2018	-	29.99	-	853.53	823.54	-
RW-06	6/4/2018	-	23.38	-	846.21	822.83	-
RW-07	6/4/2018	-	20.40	-	843.19	822.79	-
RW-08	6/4/2018	-	NM	-	835.48	-	-
RW-09	6/4/2018	-	8.95	-	835.12	826.17	-
RW-10	6/4/2018	-	8.95	-	848.53	839.58	-
RW-11	6/4/2018	-	11.55	-	852.97	841.42	-
RW-12	6/4/2018	-	11.95	-	854.49	842.54	-
RW-13	6/4/2018	-	NM	-	847.97	-	-
RW-14	6/4/2018	-	9.97	-	827.54	817.57	-
RW-15	6/4/2018	-	10.34	-	851.64	841.30	-
SW-01	6/4/2018	-	(0.90)	-	812.82	813.72	-
SW-02	6/4/2018	-	(1.74)	-	808.65	810.39	-
SW-03	6/4/2018	-	-	-	815.09	815.09	-
SW-05	6/4/2018	-	DRY	-	838.75	-	-
SW-08	6/4/2018	-	(0.86)	-	802.04	802.90	-
SW-10	6/4/2018	-	(0.44)	-	778.09	778.53	-
TW-04R	6/4/2018	-	1.64	-	852.64	851.00	-
TW-05R	6/4/2018	-	1.40	-	849.93	848.53	-
TW-14R					853.37		

Table 5. Groundwater Elevation and Product Thickness Data

Plantation Pipe Line Company

Lewis Drive Remediation Site, Belton, South Carolina

Site ID #18693 "Kinder Morgan Belton Pipeline Release"

Location ID	Date	Depth to Product (ft BTOC)	Depth to Water (ft BTOC)	Product Thickness (ft)	Top of Casing Elevation ^{a,b} (ft amsl)	Groundwater Elevation (ft amsl)	Corrected ^c Groundwater Elevation (ft amsl)
TW-14R (cont'd)	6/4/2018	-	2.85	-		850.52	-
TW-15R	6/4/2018	-	1.02	-	850.62	849.60	-
TW-21	6/4/2018	-	0.25	-	849.70	849.45	-
TW-28	6/4/2018	-	20.09	-	851.42	831.33	-
TW-30	6/4/2018	-	18.95	-	851.81	832.86	-
TW-34	6/4/2018	-	22.14	-	854.79	832.65	-
TW-35	6/4/2018	-	22.67	-	854.10	831.43	-
TW-40	6/4/2018	-	25.83	-	853.35	827.52	-
TW-41	6/4/2018	-	23.46	-	849.38	825.92	-
TW-42	6/4/2018	22.14	22.79	0.65	846.84	824.05	824.52
TW-45	6/4/2018	-	24.15	-	848.31	824.16	-
TW-46	6/4/2018	-	NM	-	846.88	-	-
TW-55	6/4/2018	-	-	-	845.93	845.93	-
TW-59	6/4/2018	-	-	-	834.78	834.78	-
TW-60	6/4/2018	-	-	-	828.03	828.03	-
TW-64	6/4/2018	-	14.44	-	845.88	831.44	-
TW-65	6/4/2018	-	18.54	-	845.62	827.08	-
TW-66	6/4/2018	-	-	-	820.31	820.31	-
TW-67	6/4/2018	-	8.14	-	852.71	844.57	-
TW-68	6/4/2018	-	NM	-	846.45	-	-
TW-69	6/4/2018	-	NM	-	840.27	-	-
TW-70	6/4/2018	-	15.39	-	841.95	826.56	-
TW-73	6/4/2018	-	13.09	-	850.53	837.44	-
TW-76	6/4/2018	-	10.32	-	852.44	842.12	-
TW-81	6/4/2018	-	0.03	-	849.43	849.40	-
TW-82	6/4/2018	-	0.60	-	849.64	849.04	-

Table 5. Groundwater Elevation and Product Thickness Data

Plantation Pipe Line Company

Lewis Drive Remediation Site, Belton, South Carolina

Site ID #18693 "Kinder Morgan Belton Pipeline Release"

Location ID	Date	Depth to Product (ft BTOC)	Depth to Water (ft BTOC)	Product Thickness (ft)	Top of Casing Elevation ^{a,b} (ft amsl)	Groundwater Elevation (ft amsl)	Corrected ^c Groundwater Elevation (ft amsl)
TW-83	6/4/2018	-	0.67	-	850.44	849.77	-
TW-84	6/4/2018	-	1.99	-	851.22	849.23	-
TW-85	6/4/2018	-	-	-	843.49	843.49	-
TW-86	6/4/2018	-	3.10	-	853.10	850.00	-
TW-87	6/4/2018	-	3.30	-	852.25	848.95	-
TW-90	6/4/2018	-	-	-	845.43	845.43	-
TW-94	6/4/2018	-	-	-	840.58	840.58	-
TW-96	6/4/2018	-	-	-	840.40	840.40	-

Notes:

^a Elevation of zero mark (ft amsl) for surface water staff gauges.

^b "RS-" and "RT-" features were trimmed to less than 12 inches above ground surface on 3/14/2017. Only the

^c Calculated based on an oil:water density ratio of 0.73.

Bold indicates the gauged product thickness was greater than 0.5 foot.

- = not applicable

amsl = above mean sea level

BTOC = below top of casing

DRY = well contained no measurable water or product

ft = feet

ID = identification

NM = not measured

The following features are no longer reliable for calculating groundwater elevation:

- RS-19 was damaged on or about January 20, 2017.
- RT-2H was covered over on or about January 17, 2017, due to construction efforts in the vicinity.
- TW-46 was damaged on or about December 8, 2016.

Table 6. Product Skimmer Recovery Results

Plantation Pipe Line Company

Lewis Drive Remediation Site, Belton, South Carolina

Site ID #18693 "Kinder Morgan Belton Pipeline Release"

Well Identifier	Week 1	Week 2	Week 3	Week 4	Week 5	Week 6	Week 7	Total Recovered to Date (gal)
	Volume Recovered (gal)	Volume Recovered (gal)	Volume Recovered (gal)	Volume Recovered (gal)	Volume Recovered (gal)	Volume Recovered (gal)	Volume Recovered (gal)	
Date	2/20/2018	2/26/2018	3/9/2018	3/15/2018	4/6/2018	5/3/2018	6/7/2018	
Product Skimmers								
MW-08	-	-	-	-	0.001	-	-	0.001
MW-15	-	-	0.023	0.004	-	-	-	0.027
MW-20	0.004	0.017	0.016	-	0.002	-	0.008	0.046
RS-01	NA	NA	0.031	0.008	-	-	-	0.039
RS-02	-	-	0.001	-	-	-	0.008	0.009
RS-05	0.844	0.813	1.094	1.125	0.031	0.002	0.008	3.916
RS-10	0.002	-	-	-	0.008	-	-	0.010
RS-14	0.016	-	-	-	-	-	0.008	0.023
RS-17	-	-	0.001	-	-	-	0.008	0.009
RW-02	-	0.090	0.047	-	0.033	-	0.008	0.177
RW-03	-	-	0.008	0.008	0.002	-	0.008	0.025
RW-04	-	0.008	0.016	-	0.001	-	0.016	0.040
RW-05	-	0.016	0.016	0.656	-	0.001	0.018	0.706
RW-07	0.002	-	0.008	-	-	-	-	0.010
RW-08	-	-	-	-	-	-	-	-
RW-15	0.078	-	-	0.117	0.031	0.002	-	0.228
Petroleum-Absorbent Socks								
MW-11	0.200	0.224	-	0.256	0.200	0.008	0.221	1.109
RS-08	-	-	-	-	0.243	0.040	0.259	0.542
RT-2K	-	-	-	-	0.006	0.006	0.215	0.227
RT-1A	-	-	-	-	0.228	0.036	0.254	0.518
RT-1B	-	-	-	-	0.251	0.038	0.244	0.533
RT-1C	-	-	-	-	0.255	0.039	0.231	0.525
Total:	1.145	1.167	1.259	2.174	1.291	0.171	1.513	8.720

Notes:

- = no product recovered

gal = gallons

ID = identification

NA = not applicable

Table 7. Analytical Results for Groundwater

Plantation Pipe Line Company

Lewis Drive Remediation Site, Belton, South Carolina

Site ID #18693 "Kinder Morgan Belton Pipeline Release"

Location	Sample ID	Gauging Date	Depth to Water	Sample Date	Units	Analyte:							
						Benzene	Ethylbenzene	Toluene	Total Xylenes	1,2-DCA	MTBE	Naphthalene	EDB
RBSL ^a :					µg/L	5.0	700	1,000	10,000	5.0	40	25	0.05
MW-01	MW-01-072715			7/27/2015	µg/L	5 U ^b	5 U	5 U	10 U	5 U ^b	5 U	5 U	0.02 U
	MW-01-012716			1/27/2016	µg/L	1 U	1 U	1 U	2 U	1 U	1 U	1 U	0.02 U
	--			11/28/2016	--	NS-IW	NS-IW	NS-IW	NS-IW	NS-IW	NS-IW	NS-IW	NS-IW
	MW-01-062817			6/28/2017	µg/L	1 U	1 U	1 U	3 U	1 U	1 U	5 U	--
	MW-01-090717			9/7/2017	µg/L	1 U	1 U	1 U	3 U	1 U	1 U	5 U	--
	MW-01-120517	12/4/2017	9.85	12/5/2017	µg/L	1 U	1 U	1 U	3 U	1 U	1 U	5 U	--
	MW-01-030818	3/5/2018	3.80	3/8/2018	µg/L	1.85	1 U	1 U	3 U	1 U	1 U	5 U	--
	MW-01-060518	6/4/2018	3.83	6/5/2018	µg/L	1 U	1 U	1 U	3 U	1 U	1 U	5 U	--
MW-01B	MW-01B-080415			8/4/2015	µg/L	5 U ^b	5 U	5 U	10 U	5 U ^b	5 U	5 U	0.02 U
	MW-01B-012716			1/27/2016	µg/L	1 U	1 U	1 U	2 U	1 U	1 U	1 U	0.019 U
	MW-01B-120116			12/1/2016	µg/L	1 U	1 U	1.4	5.6	1 U	1 U	1.3	--
	MW-01B-062817			6/28/2017	µg/L	1 U	1 U	1 U	3 U	1 U	1 U	5 U	--
	MW-01B-062817-FD			6/28/2017	µg/L	1 U	1 U	1 U	3 U	1 U	1 U	5 U	--
	MW-01B-090717			9/7/2017	µg/L	1 U	1 U	1 U	3 U	1 U	1 U	5 U	--
	MW-01B-120517	12/4/2017	10.24	12/5/2017	µg/L	1 U	1 U	1 U	3 U	1 U	1 U	5 U	--
	MW-01B-030818	3/5/2018	7.40	3/8/2018	µg/L	3.51	1 U	1 U	3 U	1 U	1 U	5 U	--
	MW-01B-060518	6/4/2018	6.47	6/5/2018	µg/L	8.96	1 U	1 U	3 U	1 U	1 U	5 U	--
MW-02	MW-02-072715			7/27/2015	µg/L	4,320	625 U	9,670	2,460	5 U ^b	171	74.7	0.02 U
	MW-02-012616			1/26/2016	µg/L	9,500	1,160	25,000	6,310	50 U ^b	285	139	0.019 U
	--			11/28/2016	--	NS-FP	NS-FP	NS-FP	NS-FP	NS-FP	NS-FP	NS-FP	NS-FP
	MW-02-062917			6/29/2017	µg/L	8,040	833	27,100	9,890	250 U ^b	250 U ^b	1,250 U ^b	--
	MW-02-090817			9/8/2017	µg/L	2,340	181	7,120	8,510	50 U ^b	50 U ^b	389	--
	MW-02-100417	10/3/2017	16.03	10/4/2017	µg/L	3,510	306	11,900	11,200	50 U ^b	53.9	250 U ^b	--
	MW-02-110817	11/7/2017	4.20	11/8/2017	µg/L	850	100 U	1,370	3,520	100 U ^b	100 U ^b	500 U ^b	--
	MW-02-120717	12/4/2017	2.54	12/7/2017	µg/L	153	15.1	313	441	1 U	70.9	12.8	--
	MW-02-010918	1/8/2018	14.26	1/9/2018	µg/L	307	10 U	878	1,300	10 U ^b	61.8	63.7	--
	MW-02-020618	2/5/2018	0.00	2/6/2018	µg/L	30.5	1.09	29.6	88	1 U	32.0	5 U	--
	MW-02-030718	3/5/2018	3.00	3/7/2018	µg/L	131	34.1	594	442	1 U	27.6	34.5	--
	MW-02-040618	4/5/2018	4.79	4/6/2018	µg/L	72.5	8.96	94.7	501	1 U	18.4	5 U	--
	MW-02-050318	5/2/2018	10.85	5/3/2018	µg/L	35.4	7.50	14.9	163	1 U	8.0	5 U	--
	MW-02-060618	6/4/2018	0.00	6/6/2018	µg/L	1 U	1 U	3.19	3.7	1 U	1.25	5 U	--
MW-02B	MW-02B-080415			8/4/2015	µg/L	5 U ^b	5 U	5 U	10 U	5 U ^b	5 U	5 U	0.02 U
	MW-02B-D-080415			8/4/2015	µg/L	5 U ^b	5 U	5 U	10 U	5 U ^b	5 U	5 U	0.019 U

Table 7. Analytical Results for Groundwater

Plantation Pipe Line Company

Lewis Drive Remediation Site, Belton, South Carolina

Site ID #18693 "Kinder Morgan Belton Pipeline Release"

Location	Sample ID	Gauging Date	Depth to Water	Sample Date	Units	Analyte:							
						Benzene	Ethylbenzene	Toluene	Total Xylenes	1,2-DCA	MTBE	Naphthalene	EDB
RBSL ^a :					µg/L	5.0	700	1,000	10,000	5.0	40	25	0.05
MW-02B	--			1/19/2016	--	NS-FP	NS-FP	NS-FP	NS-FP	NS-FP	NS-FP	NS-FP	NS-FP
	MW-02B-030116			3/1/2016	µg/L	1 U	1 U	4.8	4.6	1 U	1 U	1 U	0.019 U
	MW-02B-D-030116			3/1/2016	µg/L	1 U	1 U	4.8	5.3	1 U	1 U	1 U	0.02 U
	--			11/28/2016	--	NS-IW	NS-IW	NS-IW	NS-IW	NS-IW	NS-IW	NS-IW	NS-IW
	MW-02B-033117			3/31/2017	µg/L	1 U	1 U	1 U	3 U	1 U	1 U	5 U	--
	MW-02B-062917			6/29/2017	µg/L	1 U	1 U	1 U	3 U	1 U	1 U	5 U	--
	MW-02B-090817			9/8/2017	µg/L	1 U	1 U	1 U	3 U	1 U	1 U	5 U	--
	MW-02B-120717	12/4/2017	24.56	12/7/2017	µg/L	1 U	1 U	1.11	3 U	1 U	1 U	5 U	--
	MW-02B-030718	3/5/2018	1.50	3/7/2018	µg/L	1 U	1 U	1 U	3 U	1 U	1 U	5 U	--
	MW-02B-060618	6/4/2018	4.23	6/6/2018	µg/L	1 U	1 U	1 U	3 U	1 U	1 U	5 U	--
MW-03	MW-03-072715			7/27/2015	µg/L	5 U ^b	5 U	5 U	10 U	5 U ^b	5 U	5 U	0.02 U
	MW-03-012516			1/25/2016	µg/L	108	20.1	958	598	1 U	1 U	11.1	0.02 U
	MW-03-120616			12/6/2016	µg/L	61.1	25.1	229	330	2 U	2 U	3.6	--
	MW-03-062917			6/29/2017	µg/L	10.9	1 U	24.6	6.98	1 U	2.34	5 U	--
	--			9/5/2017	--	NS-HS	NS-HS	NS-HS	NS-HS	NS-HS	NS-HS	NS-HS	NS-HS
	--	10/3/2017	19.87	10/3/2017	--	NS-IW	NS-IW	NS-IW	NS-IW	NS-IW	NS-IW	NS-IW	NS-IW
	MW-03-110817	11/7/2017	--*	11/8/2017	µg/L	1 U	1 U	1 U	3 U	1 U	1 U	5 U	--
	MW-03-120517	12/4/2017	18.00	12/5/2017	µg/L	1 U	1 U	1 U	3 U	1 U	1 U	5 U	--
	--	1/8/2018	19.98	1/8/2018	--	NS-IW	NS-IW	NS-IW	NS-IW	NS-IW	NS-IW	NS-IW	NS-IW
	MW-03-020618	2/5/2018	--*	2/6/2018	µg/L	1 U	1 U	1 U	3 U	1 U	1 U	5 U	--
	MW-03-030718	3/5/2018	4.12	3/7/2018	µg/L	1 U	1 U	1 U	3 U	1 U	1 U	5 U	--
	MW-03-040618	4/5/2018	15.40	4/6/2018	µg/L	1 U	1 U	1 U	3 U	1 U	1 U	5 U	--
	MW-03-050318	5/2/2018	0	5/3/2018	µg/L	1 U	1 U	1 U	3 U	1 U	1 U	5 U	--
	MW-03-060618	6/4/2018	16.5	6/6/2018	µg/L	1 U	1 U	1 U	3 U	1 U	1 U	5 U	--
MW-04	MW-04-072815			7/28/2015	µg/L	5 U ^b	5 U	5 U	10 U	5 U ^b	5 U	5 U	0.019 U
	MW-04-012516			1/25/2016	µg/L	1 U	1 U	1 U	2 U	1 U	1 U	1 U	0.02 U
	MW-04-120616			12/6/2016	µg/L	1 U	1 U	1 U	1 U	1 U	1 U	1 U	--
	MW-04-062917			6/29/2017	µg/L	1 U	1 U	1 U	3 U	1 U	1 U	5 U	--
	MW-04-090817			9/8/2017	µg/L	1 U	1 U	1 U	3 U	1 U	1 U	5 U	--
	MW-04-090817-DUP			9/8/2017	µg/L	1 U	1 U	1 U	3 U	1 U	1 U	5 U	--
	MW-04-120717	12/4/2017	10.07	12/7/2017	µg/L	1 U	1 U	1 U	3 U	1 U	1 U	5 U	--
	MW-04-030718	3/5/2018	10.70	3/7/2018	µg/L	1 U	1 U	1 U	3 U	1 U	1 U	5 U	--
	MW-04-060618	6/4/2018	6.23	6/6/2018	µg/L	1 U	1 U	1 U	3 U	1 U	1 U	5 U	--
MW-05	MW-05-072815			7/28/2015	µg/L	5 U ^b	5 U	5 U	10 U	5 U ^b	5 U	5 U	0.019 U

Table 7. Analytical Results for Groundwater

Plantation Pipe Line Company

Lewis Drive Remediation Site, Belton, South Carolina

Site ID #18693 "Kinder Morgan Belton Pipeline Release"

Location	Sample ID	Gauging Date	Depth to Water	Sample Date	Analyte: Units	Benzene	Ethylbenzene	Toluene	Total Xylenes	1,2-DCA	MTBE	Naphthalene	EDB
						5.0	700	1,000	10,000	5.0	40	25	0.05
RBSL ^a :					µg/L								
MW-05	MW-05-012516			1/25/2016	µg/L	1 U	1 U	1 U	2 U	1 U	1 U	1 U	0.02 U
	--			11/28/2016	--	NS-IW	NS-IW	NS-IW	NS-IW	NS-IW	NS-IW	NS-IW	NS-IW
	MW-05-050317			5/3/2017	µg/L	1 U	1 U	1 U	3 U	1 U	1 U	5 U	--
	MW-05-062917			6/29/2017	µg/L	1 U	1 U	1 U	3 U	1 U	1 U	5 U	--
	MW-05-071717			7/17/2017	µg/L	1 U	1 U	1 U	3 U	1 U	1 U	5 U	--
	MW-05-080117			8/1/2017	µg/L	1 U	1 U	1 U	3 U	1 U	1 U	5 U	--
	MW-05-090817			9/8/2017	µg/L	1 U	1 U	1 U	3 U	1 U	1 U	5 U	--
	MW-05-100417	10/3/2017	17.03	10/4/2017	µg/L	1 U	1 U	1 U	3 U	1 U	1 U	5 U	--
	MW-05-110817	11/7/2017	17.18	11/8/2017	µg/L	1 U	1 U	1 U	3 U	1 U	1 U	5 U	--
	MW-05-120717	12/4/2017	16.55	12/7/2017	µg/L	1 U	1 U	1 U	3 U	1 U	1 U	5 U	--
	MW-05-010918	1/8/2018	16.57	1/9/2018	µg/L	1 U	1 U	1 U	3 U	1 U	1 U	5 U	--
	MW-05-020618	2/5/2018	15.87	2/6/2018	µg/L	1 U	1 U	1 U	3 U	1 U	1 U	5 U	--
	MW-05-030718	3/5/2018	13.06	3/7/2018	µg/L	1 U	1 U	1 U	3 U	1 U	1 U	5 U	--
	MW-05-040618	4/5/2018	11.80	4/6/2018	µg/L	1 U	1 U	1 U	3 U	1 U	1 U	5 U	--
	MW-05-050318	5/2/2018	11.13	5/3/2018	µg/L	1 U	1 U	1 U	3 U	1 U	1 U	5 U	--
	MW-05-060718	6/4/2018	10.47	6/7/2018	µg/L	1 U	1 U	1 U	3 U	1 U	1 U	5 U	--
MW-06	MW-06-072815			7/28/2015	µg/L	5 U ^b	5 U	5 U	10 U	5 U ^b	5 U	5 U	0.02 U
	MW-06-012116			1/21/2016	µg/L	1 U	1 U	1 U	2 U	1 U	1 U	1 U	0.02 U
	MW-06-120216			12/2/2016	µg/L	1 U	1 U	1 U	1 U	1 U	1 U	1 U	--
	MW-06-062917			6/29/2017	µg/L	1 U	1 U	1 U	3 U	1 U	1 U	5 U	--
	MW-06-090817			9/8/2017	µg/L	1 U	1 U	1 U	3 U	1 U	1 U	5 U	--
	MW-06-120717	12/4/2017	15.45	12/7/2017	µg/L	1 U	1 U	1 U	3 U	1 U	1 U	5 U	--
	MW-06-030718	3/5/2018	13.25	3/7/2018	µg/L	1 U	1 U	1 U	3 U	1 U	1 U	5 U	--
	MW-06-060718	6/4/2018	10.32	6/7/2018	µg/L	1 U	1 U	1 U	3 U	1 U	1 U	5 U	--
MW-06B	MW-06B-120717	12/4/2017	16.14	12/7/2017	µg/L	1 U	1 U	1 U	3 U	1 U	1 U	5 U	--
	MW-06B-D-120717	12/4/2017	16.14	12/7/2017	µg/L	1 U	1 U	1.82	3 U	1 U	1 U	5 U	--
	MW-06B-030718	3/5/2018	4.12	3/7/2018	µg/L	1 U	1 U	3.63	3 U	1 U	1 U	5 U	--
	MW-06B-060718	6/4/2018	10.15	6/7/2018	µg/L	1 U	1 U	4.69	3 U	1 U	1 U	5 U	--
MW-07	--			7/27/2015	--	NS-IW	NS-IW	NS-IW	NS-IW	NS-IW	NS-IW	NS-IW	NS-IW
	MW-07-012116			1/21/2016	µg/L	1,060	389	5,210	2,620	40 U ^b	40 U ^b	40 U ^b	0.02 U
	--			11/28/2016	--	NS-IW	NS-IW	NS-IW	NS-IW	NS-IW	NS-IW	NS-IW	NS-IW
	MW-07-062917			6/29/2017	µg/L	4,290	629	17,700	4,990	250 U ^b	250 U ^b	1,250 U ^b	--
	--			9/5/2017	--	NS-IW	NS-IW	NS-IW	NS-IW	NS-IW	NS-IW	NS-IW	NS-IW
	--	10/3/2017	13.20	10/3/2017	--	NS-IW	NS-IW	NS-IW	NS-IW	NS-IW	NS-IW	NS-IW	NS-IW

Table 7. Analytical Results for Groundwater

Plantation Pipe Line Company

Lewis Drive Remediation Site, Belton, South Carolina

Site ID #18693 "Kinder Morgan Belton Pipeline Release"

Location	Sample ID	Gauging Date	Depth to Water	Sample Date	Units	Analyte:							
						Benzene	Ethylbenzene	Toluene	Total Xylenes	1,2-DCA	MTBE	Naphthalene	EDB
RBSL ^a :					µg/L	5.0	700	1,000	10,000	5.0	40	25	0.05
MW-07	--	11/7/2017	13.20	11/7/2017	--	NS-IW	NS-IW	NS-IW	NS-IW	NS-IW	NS-IW	NS-IW	NS-IW
	--	12/4/2017	13.21	12/4/2017	--	NS-IW	NS-IW	NS-IW	NS-IW	NS-IW	NS-IW	NS-IW	NS-IW
	--	1/8/2018	13.21	1/8/2018	--	NS-IW	NS-IW	NS-IW	NS-IW	NS-IW	NS-IW	NS-IW	NS-IW
	--	2/5/2018	13.19	2/6/2018	--	NS-IW	NS-IW	NS-IW	NS-IW	NS-IW	NS-IW	NS-IW	NS-IW
	MW-07-030818	3/5/2018	11.77	3/8/2018	µg/L	4,550	802	14,100	7,520	50 U ^b	50 U ^b	250 U ^b	--
	--	4/5/2018	11.39	4/6/2018	µg/L	NS-FP	NS-FP	NS-FP	NS-FP	NS-FP	NS-FP	NS-FP	NS-FP
	MW-07-050318	5/2/2018	10.35	5/3/2018	µg/L	6,330	662	16,500	9,060	250 U ^b	250 U ^b	1,250 U ^b	--
	--	6/4/2018	9.44	6/4/2018	--	NS-FP	NS-FP	NS-FP	NS-FP	NS-FP	NS-FP	NS-FP	NS-FP
MW-08	MW-08-072815			7/28/2015	µg/L	5 U ^b	5 U	5 U	10 U	5 U ^b	5 U	5 U	0.02 U
	MW-08-012616			1/26/2016	µg/L	1 U	1 U	1 U	2 U	1 U	1 U	1 U	0.02 U
	MW-08-120616			12/6/2016	µg/L	1 U	1 U	14.4	7.1	1 U	1 U	1 U	--
	MW-08-062917			6/29/2017	µg/L	1 U	1 U	1 U	3 U	1 U	1 U	5 U	--
	MW-08-090817			9/8/2017	µg/L	1 U	1 U	1 U	3 U	1 U	1 U	5 U	--
	MW-08-120717	12/4/2017	10.47	12/7/2017	µg/L	1 U	1 U	1 U	3 U	1 U	1 U	5 U	--
	MW-08-030718	3/5/2018	7.50	3/7/2018	µg/L	1 U	1 U	1 U	3 U	1 U	1 U	5 U	--
	MW-08-060618	6/4/2018	5.63	6/6/2018	µg/L	1 U	1 U	1 U	3 U	1 U	1 U	5 U	--
MW-09	--			7/27/2015	--	NS-FP	NS-FP	NS-FP	NS-FP	NS-FP	NS-FP	NS-FP	NS-FP
	--			1/19/2016	--	NS-FP	NS-FP	NS-FP	NS-FP	NS-FP	NS-FP	NS-FP	NS-FP
	--			11/28/2016	--	NS-FP	NS-FP	NS-FP	NS-FP	NS-FP	NS-FP	NS-FP	NS-FP
	MW-09-062917			6/29/2017	µg/L	3,860	517	13,000	8,680	200 U ^b	200 U ^b	1,000 U ^b	--
	--			9/5/2017	--	NS-FP	NS-FP	NS-FP	NS-FP	NS-FP	NS-FP	NS-FP	NS-FP
	MW-09-120717	12/4/2017	3.05	12/7/2017	µg/L	54.3	3.44	19.6	64.8	1 U	27.5	5 U	--
	MW-09-030718	3/5/2018	0.50	3/7/2018	µg/L	3.3	1 U	11.0	3.92	1 U	8.74	5 U	--
	MW-09D-030718	3/5/2018	0.50	3/7/2018	µg/L	1 U	1 U	1.32	3 U	1 U	8.74	5 U	--
	MW-09-060618	6/4/2018	uld not op	6/6/2018	µg/L	2.25	1 U	6.06	4.75	1 U	3.65	5 U	--
MW-09B	MW-09B-120717	12/4/2017	9.15	12/7/2017	µg/L	21.8	24.7	82.1	179	1 U	4.72	11.9	--
	MW-09B-030718	3/5/2018	0.00	3/7/2018	µg/L	4.36	4.5	18.1	33.3	1 U	1.37	5 U	--
	MW-09B-060618	6/4/2018	5.7	6/6/2018	µg/L	17.1	16.5	66.5	139	1 U	3.61	8.09	--
MW-10	MW-10-072815			7/28/2015	µg/L	5 U ^b	5 U	5 U	10 U	5 U ^b	5 U	5 U	0.019 U
	MW-10-012616			1/26/2016	µg/L	1 U	1 U	1 U	2 U	1 U	1 U	1 U	0.019 U
	MW-10-120616			12/6/2016	µg/L	1 U	1 U	1 U	1 U	1 U	1 U	1 U	--
	MW-10-050317			5/3/2017	µg/L	1 U	1 U	1 U	3 U	1 U	1 U	5 U	--
	MW-10-050317-FD			5/3/2017	µg/L	1 U	1 U	1 U	3 U	1 U	1 U	5 U	--
	MW-10-062917			6/29/2017	µg/L	1 U	1 U	1 U	3 U	1 U	1 U	5 U	--

Table 7. Analytical Results for Groundwater

Plantation Pipe Line Company

Lewis Drive Remediation Site, Belton, South Carolina

Site ID #18693 "Kinder Morgan Belton Pipeline Release"

Location	Sample ID	Gauging Date	Depth to Water	Sample Date	Units	Analyte:												
						Benzene	Ethylbenzene	Toluene	Total Xylenes	1,2-DCA	MTBE	Naphthalene	EDB					
RBSL ^a :					µg/L	5.0	700	1,000	10,000	5.0	40	25	0.05					
MW-10	MW-10-071717			7/17/2017	µg/L	1 U	1 U	1 U	3 U	1 U	1 U	5 U	--					
	MW-10-080117			8/1/2017	µg/L	1 U	1 U	1 U	3 U	1 U	1 U	5 U	--					
	MW-10-090817			9/8/2017	µg/L	1 U	1 U	1 U	3 U	1 U	1 U	5 U	--					
	MW-10-100417	10/3/2017	17.33	10/4/2017	µg/L	1 U	1 U	1 U	3 U	1 U	1 U	5 U	--					
	MW-10-110817	11/7/2017	12.64	11/8/2017	µg/L	1 U	1 U	1 U	3 U	1 U	1 U	5 U	--					
	MW-10-120717	12/4/2017	10.85	12/7/2017	µg/L	1 U	1 U	1 U	3 U	1 U	1 U	5 U	--					
	MW-10-010918	1/8/2018	15.08	1/9/2018	µg/L	1 U	1 U	1 U	3 U	1 U	1 U	5 U	--					
	MW-10-020618	2/5/2018	6.81	2/6/2018	µg/L	1 U	1 U	1 U	3 U	1 U	1 U	5 U	--					
	MW-10-D-020618	2/5/2018	6.81	2/6/2018	µg/L	1 U	1 U	1 U	3 U	1 U	1 U	5 U	--					
	MW-10-030718	3/5/2018	5.11	3/7/2018	µg/L	1 U	1 U	1 U	3 U	1 U	1 U	5 U	--					
	MW-10-040618	4/5/2018	8.21	4/6/2018	µg/L	1 U	1 U	1 U	3 U	1 U	1 U	5 U	--					
	MW-10-050318	5/2/2018	6.97	5/3/2018	µg/L	1 U	1 U	1 U	3 U	1 U	1 U	5 U	--					
	MW-10-060618	6/4/2018	6.43	6/6/2018	µg/L	1 U	1 U	1 U	3 U	1 U	1 U	5 U	--					
MW-11	--			7/27/2015	--	NS-FP	NS-FP	NS-FP	NS-FP	NS-FP	NS-FP	NS-FP	NS-FP					
	MW-11-012616			1/26/2016	µg/L	10,600	948	24,400	4,700	10 U ^b	432	123	0.019 U					
	--			11/28/2016	--	NS-IW	NS-IW	NS-IW	NS-IW	NS-IW	NS-IW	NS-IW	NS-IW					
	MW-11-062817			6/28/2017	µg/L	10,900	2,140	29,600	11,700	100 U ^b	147	500 U ^b	--					
	--			9/5/2017	--	NS-FP	NS-FP	NS-FP	NS-FP	NS-FP	NS-FP	NS-FP	NS-FP					
	--	12/4/2017	29.86	12/4/2017	--	NS-FP	NS-FP	NS-FP	NS-FP	NS-FP	NS-FP	NS-FP	NS-FP					
	--	3/5/2018	28.10	3/5/2018	--	NS-FP	NS-FP	NS-FP	NS-FP	NS-FP	NS-FP	NS-FP	NS-FP					
	--	6/4/2018	26.29	6/4/2018	--	NS-FP	NS-FP	NS-FP	NS-FP	NS-FP	NS-FP	NS-FP	NS-FP					
MW-12	MW-12-072815			7/28/2015	µg/L	51.3	5 U	22.9	39.2	5 U ^b	5 U	5 U	0.02 U					
	--			1/19/2016	--	NS-FP	NS-FP	NS-FP	NS-FP	NS-FP	NS-FP	NS-FP	NS-FP					
	--			11/28/2016	--	NS-FP	NS-FP	NS-FP	NS-FP	NS-FP	NS-FP	NS-FP	NS-FP					
	--			3/13/2017	--	NS-FP	NS-FP	NS-FP	NS-FP	NS-FP	NS-FP	NS-FP	NS-FP					
	--			3/20/2017	--	NS-FP	NS-FP	NS-FP	NS-FP	NS-FP	NS-FP	NS-FP	NS-FP					
	--			3/31/2017	--	NS-FP	NS-FP	NS-FP	NS-FP	NS-FP	NS-FP	NS-FP	NS-FP					
	--			4/6/2017	--	NS-FP	NS-FP	NS-FP	NS-FP	NS-FP	NS-FP	NS-FP	NS-FP					
	MW-12-062817			6/28/2017	µg/L	1,190	467	7,910	5,100	50 U ^b	50 U ^b	250 U ^b	--					
	MW-12-090817			9/8/2017	µg/L	648	436	3,470	4,440	100 U ^b	100 U ^b	500 U ^b	--					
	MW-12-120617	12/4/2017	15.55	12/6/2017	µg/L	367	137	1,540	4,660	10 U ^b	10 U	54.4	--					
	MW-12-030818	3/5/2018	12.83	3/8/2018	µg/L	486	25.2	1,880	1,980	10 U ^b	10 U	50 U ^b	--					
	MW-12-060518	6/4/2018	9.2	6/5/2018	µg/L	16.3	2.51	181	249	U	U	5 U	--					

Table 7. Analytical Results for Groundwater

Plantation Pipe Line Company

Lewis Drive Remediation Site, Belton, South Carolina

Site ID #18693 "Kinder Morgan Belton Pipeline Release"

Location	Sample ID	Gauging Date	Depth to Water	Sample Date	Units	Analyte:							
						Benzene	Ethylbenzene	Toluene	Total Xylenes	1,2-DCA	MTBE	Naphthalene	EDB
RBSL ^a :					µg/L	5.0	700	1,000	10,000	5.0	40	25	0.05
MW-12B	MW-12B-012616			1/26/2016	µg/L	228	31.4	193	532	1 U	5.4	14.6	0.019 U
	MW-12B-113016			11/30/2016	µg/L	1 U	1 U	1 U	1 U	1 U	1 U	1 U	--
	MW-12B-031417			3/14/2017	µg/L	1 U	1 U	1 U	3 U	1 U	1 U	5 U	--
	MW-12B-031417-FD			3/14/2017	µg/L	1 U	1 U	1 U	3 U	1 U	1 U	5 U	--
	MW-12B-032017			3/20/2017	µg/L	1 U	1 U	1 U	3 U	1 U	1 U	5 U	--
	MW-12B-033117			3/31/2017	µg/L	1 U	1 U	1 U	3 U	1 U	1 U	5 U	--
	MW-12B-040617			4/6/2017	µg/L	1 U	1 U	1 U	3 U	1 U	1 U	5 U	--
	MW-12B-062817			6/28/2017	µg/L	30.1	1 U	7.28	14.3	1 U	11.8	5 U	--
	MW-12B-090817			9/8/2017	µg/L	126	3.81	16.8	256	1 U	11.8 U	12	--
	MW-12B-120617	12/4/2017	16.12	12/6/2017	µg/L	1.01	1 U	1 U	3 U	1 U	11.8 U	5 U	--
	MW-12B-030818	3/5/2018	12.92	3/8/2018	µg/L	3.06	1 U	1 U	3 U	1 U	11.8 U	5 U	--
	MW-12B-060518	6/4/2018	9.83	6/5/2018	µg/L	275	58.7	20.9	171	1 U	11.8 U	22.5	--
MW-13	--			7/27/2015	--	NS-IW	NS-IW	NS-IW	NS-IW	NS-IW	11.8	NS-IW	NS-IW
	MW-13-012816			1/28/2016	µg/L	2	1 U	12.5	6.9	1 U	11.8 U	1 U	0.02 U
	--			11/28/2016	--	NS-IW	NS-IW	NS-IW	NS-IW	NS-IW	11.8	NS-IW	NS-IW
	MW-13-062917			6/29/2017	µg/L	1.18	1 U	3.39	3 U	1 U	11.8 U	5 U	--
	--			9/5/2017	--	NS-IW	NS-IW	NS-IW	NS-IW	NS-IW	11.8	NS-IW	NS-IW
	--	12/4/2017	21.87	12/4/2017	--	NS-IW	NS-IW	NS-IW	NS-IW	NS-IW	11.8	NS-IW	NS-IW
	MW-13-030618	3/5/2018	20.40	3/6/2018	µg/L	6.98	1.14	15.3	4.55	1 U	11.8	5 U	--
	MW-13-060618	6/4/2018	18.8	6/6/2018	µg/L	44.2	4.25	86.2	19.9	1 U	1 U	5 U	--
MW-13B	MW-13B-012816			1/28/2016	µg/L	367	1 U	5.6	59.5	1 U	119	1 U	0.02 U
	MW-13B-D-012816			1/28/2016	µg/L	405	1 U	6.1	59.1	1 U	108	1 U	0.02 U
	MW-13B-113016			11/30/2016	µg/L	550	5.1	21.2	140	5 U ^b	158	7.9	--
	MW-13B-062817			6/28/2017	µg/L	308	3.09	10.3	103	1 U	121	5.13	--
	MW-13B-090817			9/8/2017	--	NS-SL	NS-SL	NS-SL	NS-SL	NS-SL	NS-SL	NS-SL	NS-SL
	MW-13B-110817	11/7/2017	23.08	11/8/2017	µg/L	325	3.42	19	91.6	1 U	173	5.55	--
	MW-13B-D-110817	11/7/2017	23.08	11/8/2017	µg/L	356	3.85	20.8	100	1 U	168	6.61	--
	MW-13B-120617	12/4/2017	22.66	12/6/2017	µg/L	269	3.97	24.4	100	1 U	140	8.83	--
	MW-13B-030718	3/5/2018	21.00	3/7/2018	µg/L	252	3.13	12.1	60.2	1 U	175	6.44	--
	MW-13B-060618	6/4/2018	19.56	6/6/2018	µg/L	498	47.7	469	282	1 U	148	8.47	--
MW-14	MW-14-072815			7/28/2015	µg/L	5 U ^b	5 U	5 U	10 U	5 U ^b	5 U	5 U	0.02 U
	MW-14-012816			1/28/2016	µg/L	1 U	1 U	1 U	2 U	1 U	1 U	1 U	0.019 U
	MW-14-113016			11/30/2016	µg/L	1 U	1 U	1 U	1 U	1 U	1 U	1 U	--
	MW-14-062817			6/28/2017	µg/L	1 U	1 U	1 U	3 U	1 U	1 U	5 U	--

Table 7. Analytical Results for Groundwater

Plantation Pipe Line Company

Lewis Drive Remediation Site, Belton, South Carolina

Site ID #18693 "Kinder Morgan Belton Pipeline Release"

Location	Sample ID	Gauging Date	Depth to Water	Sample Date	Units	Analyte:								
						Benzene	Ethylbenzene	Toluene	Total Xylenes	1,2-DCA	MTBE	Naphthalene	EDB	
RBSL ^a :						µg/L	5.0	700	1,000	10,000	5.0	40	25	0.05
MW-14	MW-14-090817			9/8/2017	µg/L	1 U	1 U	1 U	3 U	1 U	1 U	5 U	--	
	MW-14-120617	12/4/2017	17.62	12/6/2017	µg/L	1 U	1 U	1 U	3 U	1 U	1 U	5 U	--	
	MW-14-030718	3/5/2018	15.11	3/7/2018	µg/L	1 U	1 U	1 U	3 U	1 U	1 U	5 U	--	
	MW-14-060618	6/4/2018	17.48	6/6/2018	µg/L	1 U	1 U	1 U	3 U	1 U	1 U	5 U	--	
MW-14B	MW-14B-052516			5/25/2016	µg/L	5	1 U	1 U	4.4	1 U	17.2	1 U	0.02 U	
	MW-14B-052516-FD			5/25/2016	µg/L	4.6	1 U	1 U	4.1	1 U	23.6	1 U	0.02 U	
	MW-14B-113016			11/30/2016	µg/L	10.5	1 U	1.1	5.5	1 U	19.7	1 U	--	
	MW-14B-062817			6/28/2017	µg/L	38.1	1.34	2.56	19.1	1 U	36.2	5 U	--	
	MW-14B-090817			9/8/2017	µg/L	6.81	1 U	1 U	6.67	1 U	18.7	5 U	--	
	MW-14B-120617	12/4/2017	19.22	12/6/2017	µg/L	8.82	1 U	1 U	6.91	1 U	24.4	5 U	--	
	MW-14B-030718	3/5/2018	16.95	3/7/2018	µg/L	3.57	1 U	1 U	5.6	1 U	9.28	5 U	--	
	MW-14B-0604B18	6/4/2018	15.09	6/6/2018	µg/L	8.63	1 U	1 U	5.77	1 U	22.1	5 U	--	
MW-15	MW-15-080415			8/4/2015	µg/L	5 U ^b	5 U	5 U	10 U	5 U ^b	5 U	5 U	0.019 U	
	MW-15-012816			1/28/2016	µg/L	1 U	1 U	1 U	2 U	1 U	1 U	1 U	0.02 U	
	MW-15-120716			12/7/2016	µg/L	3,680	139	422	2,280	25 U ^b	188	43.8	--	
	MW-15-031417			3/14/2017	µg/L	1,960	72	324	1,320	25 U ^b	161	125 U ^b	--	
	MW-15-031417-FD			3/14/2017	µg/L	1,820	61	286	1,120	25 U ^b	153	125 U ^b	--	
	MW-15-032017			3/20/2017	µg/L	3,390	103	505	2,460	50 U ^b	194	250 U ^b	--	
	MW-15-033117			3/31/2017	µg/L	2,850	65.4	444	1,860	20 U ^b	221	100 U ^b	--	
	MW-15-040617			4/6/2017	µg/L	1,790	60.6	465	886	25 U ^b	181	125 U ^b	--	
	MW-15-062817			6/28/2017	µg/L	73	25 U	29	110	25 U ^b	91.8	125 U ^b	--	
	MW-15-090817			9/8/2017	µg/L	454	24	567	338	5 U ^b	193	25 U ^b	--	
	MW-15-120617	12/4/2017	13.66	12/6/2017	µg/L	1 U	1 U	2	5	1 U	140	5 U	--	
	MW-15-030818	3/5/2018	10.04	3/8/2018	µg/L	53.1	2.75	89.9	53.1	1 U	85	5 U	--	
	MW-15-060618	6/4/2018	Skimmer	6/6/2018	µg/L	52.2	4.11	81.4	46.5	1 U	63.8	5 U	--	
MW-15B	MW-15B-080415			8/4/2015	µg/L	5 U ^b	5 U	5 U	10 U	5 U ^b	5 U	5 U	0.019 U	
	MW-15B-012816			1/28/2016	µg/L	4.8	1 U	2	3.9	1 U	1 U	1 U	0.02 U	
	MW-15B-113016			11/30/2016	µg/L	337	34	565	194	5 U ^b	26.7	5	--	
	MW-15B-031417			3/14/2017	µg/L	2,160	248	4,580	1,500	100 U ^b	118	500 U ^b	--	
	MW-15B-032017			3/20/2017	µg/L	615	88.6	1,270	555	25 U ^b	67.5	125 U ^b	--	
	MW-15B-033117			3/31/2017	µg/L	1,630	205	3,240	1,180	50 U ^b	115	250 U ^b	--	
	MW-15B-040617			4/6/2017	µg/L	1,020	132	2,020	789	25 U ^b	84.7	125 U ^b	--	

Table 7. Analytical Results for Groundwater

Plantation Pipe Line Company

Lewis Drive Remediation Site, Belton, South Carolina

Site ID #18693 "Kinder Morgan Belton Pipeline Release"

Location	Sample ID	Gauging Date	Depth to Water	Sample Date	Units	Analyte:							
						Benzene	Ethylbenzene	Toluene	Total Xylenes	1,2-DCA	MTBE	Naphthalene	EDB
RBSL ^a :					µg/L	5.0	700	1,000	10,000	5.0	40	25	0.05
MW-15B	MW-15B-040617-FD			4/6/2017	µg/L	973	124	1,910	742	25 U ^b	82.9	125 U ^b	--
	MW-15B-062817			6/28/2017	µg/L	1,510	145	3,520	1,280	100 U ^b	100 U ^b	500 U ^b	--
	MW-15B-090817			9/8/2017	µg/L	1,820	164	3,560	1,210	50 U ^b	133	250 U ^b	--
	MW-15B-120617	12/4/2017	16.25	12/6/2017	µg/L	1,760	239	3,630	1,380	1 U	135	37.6	--
	MW-15B-D-120617	12/4/2017	16.25	12/6/2017	µg/L	491	56	1,050	408	1 U	117	35.4	--
	MW-15B-030818	3/5/2018	14.66	3/8/2018	µg/L	1,290	151	3,140	1,070	25 U ^b	93.2	125 U ^b	--
	MW-15B-060618	6/4/2018	13.84	6/6/2018	µg/L	968	82.8	1,990	791	1 U	109	12.8	--
MW-16	--			7/27/2015	--	NS-FP	NS-FP	NS-FP	NS-FP	NS-FP	NS-FP	NS-FP	NS-FP
	--			1/19/2016	--	NS-FP	NS-FP	NS-FP	NS-FP	NS-FP	NS-FP	NS-FP	NS-FP
	--			11/28/2016	--	NS-FP	NS-FP	NS-FP	NS-FP	NS-FP	NS-FP	NS-FP	NS-FP
	MW-16-062917			6/29/2017	µg/L	12,900	1,770	36,400	12,500	500 U ^b	1,740	2,500 U ^b	--
	--			9/5/2017	--	NS-FP	NS-FP	NS-FP	NS-FP	NS-FP	NS-FP	NS-FP	NS-FP
	--	12/4/2017	7.00	12/7/2017	--	NS-FP	NS-FP	NS-FP	NS-FP	NS-FP	NS-FP	NS-FP	NS-FP
	MW-16-030718	3/5/2018	3.00	3/7/2018	µg/L	130	295	1,370	2,470	10 U ^b	132	618	--
	--	6/4/2018	--	6/4/2018	--	NS-FP	NS-FP	NS-FP	NS-FP	NS-FP	NS-FP	NS-FP	NS-FP
MW-17	--			7/27/2015	--	NS-IW	NS-IW	NS-IW	NS-IW	NS-IW	NS-IW	NS-IW	NS-IW
	--			1/19/2016	--	NS-FP	NS-FP	NS-FP	NS-FP	NS-FP	NS-FP	NS-FP	NS-FP
	--			11/28/2016	--	NS-IW	NS-IW	NS-IW	NS-IW	NS-IW	NS-IW	NS-IW	NS-IW
	--			3/13/2017	--	NS-IW	NS-IW	NS-IW	NS-IW	NS-IW	NS-IW	NS-IW	NS-IW
	--			3/20/2017	--	NS-IW	NS-IW	NS-IW	NS-IW	NS-IW	NS-IW	NS-IW	NS-IW
	--			3/31/2017	--	NS-IW	NS-IW	NS-IW	NS-IW	NS-IW	NS-IW	NS-IW	NS-IW
	--			4/6/2017	--	NS-IW	NS-IW	NS-IW	NS-IW	NS-IW	NS-IW	NS-IW	NS-IW
	--			6/26/2017	--	NS-IW	NS-IW	NS-IW	NS-IW	NS-IW	NS-IW	NS-IW	NS-IW
	--			9/5/2017	--	NS-IW	NS-IW	NS-IW	NS-IW	NS-IW	NS-IW	NS-IW	NS-IW
	--	12/4/2017	10.85	12/4/2017	--	NS-IW	NS-IW	NS-IW	NS-IW	NS-IW	NS-IW	NS-IW	NS-IW
	--	3/5/2018	10.85	3/5/2018	--	NS-IW	NS-IW	NS-IW	NS-IW	NS-IW	NS-IW	NS-IW	NS-IW
	--	6/4/2018	10.80	6/4/2018	--	NS-IW	NS-IW	NS-IW	NS-IW	NS-IW	NS-IW	NS-IW	NS-IW
MW-17B	MW-17B-030116			3/1/2016	µg/L	6,480	488	11,900	2,870	5	742	104	0.019 U
	MW-17B-120116			12/1/2016	µg/L	9,370	761	16,900	4,500	100 U ^b	954	112	--
	MW-17B-031317			3/13/2017	µg/L	7,350	770	14,100	4,510	200 U ^b	944	1,000 U ^b	--
	MW-17B-032017			3/20/2017	µg/L	10,700	1,360	21,400	7,910	323	1,210	1,000 U ^b	--
	MW-17B-033117			3/31/2017	µg/L	9,190	900	17,500	5,910	100 U ^b	1,200	500 U ^b	--
	MW-17B-033117FD			3/31/2017	µg/L	9,190	956	18,200	6,330	100 U ^b	1,210	500 U ^b	--

Table 7. Analytical Results for Groundwater

Plantation Pipe Line Company

Lewis Drive Remediation Site, Belton, South Carolina

Site ID #18693 "Kinder Morgan Belton Pipeline Release"

Location	Sample ID	Gauging Date	Depth to Water	Sample Date	Units	Analyte:							
						Benzene	Ethylbenzene	Toluene	Total Xylenes	1,2-DCA	MTBE	Naphthalene	EDB
RBSL ^a :					µg/L	5.0	700	1,000	10,000	5.0	40	25	0.05
MW-17B	MW-17B-040617			4/6/2017	µg/L	7,780	833	14,900	5,330	200 U ^b	991	1,000 U ^b	--
	MW-17B-062817			6/28/2017	µg/L	11,200	704	21,600	5,650	200 U ^b	1,150	1,000 U ^b	--
	MW-17B-090817			9/8/2017	µg/L	11,400	1,240	23,900	8,460	20 U ^b	1,330	201	--
	MW-17B-120717	12/4/2017	17.05	12/7/2017	µg/L	10,600	1,060	14,900	9,210	10 U ^b	1,140	178	--
	MW-17B-030718	3/5/2018	14.80	3/7/2018	µg/L	8,830	1,110	20,200	8,220	50 U ^b	960	250 U ^b	--
	MW-17BD-030718	3/5/2018	14.80	3/7/2018	µg/L	8,700	1,080	19,400	7,770	50 U ^b	983	250 U ^b	--
	MW-17B-060718	6/4/2018	12.05	6/7/2018	µg/L	8,910	1,250	20,200	9,130	20 U ^b	1,230	206	--
	MW-17B-D-060718	6/4/2018	12.05	6/7/2018	µg/L	9,630	1,200	21,000	8,850	20 U ^b	1,230	223	--
MW-18	--			7/27/2015	--	NS-FP	NS-FP	NS-FP	NS-FP	NS-FP	NS-FP	NS-FP	NS-FP
	--			1/19/2016	--	NS-FP	NS-FP	NS-FP	NS-FP	NS-FP	NS-FP	NS-FP	NS-FP
	--			11/28/2016	--	NS-FP	NS-FP	NS-FP	NS-FP	NS-FP	NS-FP	NS-FP	NS-FP
	--			6/26/2017	--	NS-FP	NS-FP	NS-FP	NS-FP	NS-FP	NS-FP	NS-FP	NS-FP
	--			9/5/2017	--	NS-FP	NS-FP	NS-FP	NS-FP	NS-FP	NS-FP	NS-FP	NS-FP
	--	12/4/2017	11.64	12/4/2017	--	NS-FP	NS-FP	NS-FP	NS-FP	NS-FP	NS-FP	NS-FP	NS-FP
	--	3/5/2018	18.25	3/5/2018	--	NS-FP	NS-FP	NS-FP	NS-FP	NS-FP	NS-FP	NS-FP	NS-FP
	--	6/4/2018	12.12	6/4/2018	--	NS-FP	NS-FP	NS-FP	NS-FP	NS-FP	NS-FP	NS-FP	NS-FP
MW-19	--			7/27/2015	--	NS-FP	NS-FP	NS-FP	NS-FP	NS-FP	NS-FP	NS-FP	NS-FP
	MW-19-012116			1/21/2016	µg/L	22.8	18.5	256	437	1 U	1 U	10.7	0.02 U
	--			11/28/2016	--	NS-IW	NS-IW	NS-IW	NS-IW	NS-IW	NS-IW	NS-IW	NS-IW
	--			3/13/2017	--	NS-IW	NS-IW	NS-IW	NS-IW	NS-IW	NS-IW	NS-IW	NS-IW
	--			3/20/2017	--	NS-IW	NS-IW	NS-IW	NS-IW	NS-IW	NS-IW	NS-IW	NS-IW
	--			3/31/2017	--	NS-IW	NS-IW	NS-IW	NS-IW	NS-IW	NS-IW	NS-IW	NS-IW
	MW-19-040617			4/6/2017	µg/L	9,810	1,030	25,000	10,300	250 U ^b	250 U ^b	1,250 U ^b	--
	MW-19-062917			6/29/2017	µg/L	9,410	683	27,200	9,580	200 U ^b	320	1,000 U ^b	--
	--			9/5/2017	--	NS-IW	NS-IW	NS-IW	NS-IW	NS-IW	NS-IW	NS-IW	NS-IW
	--	12/4/2017	11.77	12/4/2017	--	NS-IW	NS-IW	NS-IW	NS-IW	NS-IW	NS-IW	NS-IW	NS-IW
	--	3/5/2018	11.75	3/5/2018	--	NS-IW	NS-IW	NS-IW	NS-IW	NS-IW	NS-IW	NS-IW	NS-IW
	MW-19-060618	6/4/2018	7.81	6/6/2018	µg/L	8.15	149	385	1260	1.53	1 U	250 U ^b	--
MW-20	--			7/27/2015	--	NS-FP	NS-FP	NS-FP	NS-FP	NS-FP	NS-FP	NS-FP	NS-FP
	--			1/19/2016	--	NS-FP	NS-FP	NS-FP	NS-FP	NS-FP	NS-FP	NS-FP	NS-FP
	--			11/28/2016	--	NS-FP	NS-FP	NS-FP	NS-FP	NS-FP	NS-FP	NS-FP	NS-FP
	--			3/13/2017	--	NS-FP	NS-FP	NS-FP	NS-FP	NS-FP	NS-FP	NS-FP	NS-FP
	--			3/20/2017	--	NS-FP	NS-FP	NS-FP	NS-FP	NS-FP	NS-FP	NS-FP	NS-FP

Table 7. Analytical Results for Groundwater

Plantation Pipe Line Company

Lewis Drive Remediation Site, Belton, South Carolina

Site ID #18693 "Kinder Morgan Belton Pipeline Release"

Location	Sample ID	Gauging Date	Depth to Water	Sample Date	Units	Analyte:							
						Benzene	Ethylbenzene	Toluene	Total Xylenes	1,2-DCA	MTBE	Naphthalene	EDB
RBSL ^a :					µg/L	5.0	700	1,000	10,000	5.0	40	25	0.05
MW-20	--			3/31/2017	--	NS-FP	NS-FP	NS-FP	NS-FP	NS-FP	NS-FP	NS-FP	NS-FP
	--			4/6/2017	--	NS-FP	NS-FP	NS-FP	NS-FP	NS-FP	NS-FP	NS-FP	NS-FP
	--			5/4/2017	--	NS-FP	NS-FP	NS-FP	NS-FP	NS-FP	NS-FP	NS-FP	NS-FP
	--			6/26/2017	--	NS-FP	NS-FP	NS-FP	NS-FP	NS-FP	NS-FP	NS-FP	NS-FP
	--			7/17/2017	--	NS-FP	NS-FP	NS-FP	NS-FP	NS-FP	NS-FP	NS-FP	NS-FP
	--			8/1/2017	--	NS-FP	NS-FP	NS-FP	NS-FP	NS-FP	NS-FP	NS-FP	NS-FP
	--			9/5/2017	--	NS-FP	NS-FP	NS-FP	NS-FP	NS-FP	NS-FP	NS-FP	NS-FP
	--	10/3/2017	13.79	10/4/2017	--	NS-FP	NS-FP	NS-FP	NS-FP	NS-FP	NS-FP	NS-FP	NS-FP
	--	11/7/2017	13.61	11/8/2017	--	NS-FP	NS-FP	NS-FP	NS-FP	NS-FP	NS-FP	NS-FP	NS-FP
	--	12/4/2017	14.64	12/4/2017	--	NS-FP	NS-FP	NS-FP	NS-FP	NS-FP	NS-FP	NS-FP	NS-FP
	--	1/8/2018	14.04	1/8/2018	--	NS-FP	NS-FP	NS-FP	NS-FP	NS-FP	NS-FP	NS-FP	NS-FP
	--	2/5/2018	12.57	2/6/2018	µg/L	NS-OL	NS-OL	NS-OL	NS-OL	NS-OL	NS-OL	NS-OL	NS-OL
	--	3/5/2018	10.90	3/6/2018	--	NS-FP	NS-FP	NS-FP	NS-FP	NS-FP	NS-FP	NS-FP	NS-FP
	--	4/5/2018	9.37	4/6/2018	--	NS-FP	NS-FP	NS-FP	NS-FP	NS-FP	NS-FP	NS-FP	NS-FP
	--	5/2/2018	9.7	5/3/2018	--	NS-FP	NS-FP	NS-FP	NS-FP	NS-FP	NS-FP	NS-FP	NS-FP
	--	6/4/2018	8.5	6/4/2018	--	NS-FP	NS-FP	NS-FP	NS-FP	NS-FP	NS-FP	NS-FP	NS-FP
MW-21	MW-21-072715			7/27/2015	µg/L	5 U ^b	5 U	5 U	10 U	5 U ^b	5 U	5 U	0.02 U
	MW-21-012116			1/21/2016	µg/L	1 U	1 U	1 U	2 U	1 U	1 U	1 U	0.02 U
	MW-21-D-012116			1/21/2016	µg/L	1 U	1 U	1 U	2 U	1 U	1 U	1 U	0.019 U
	MW-21-112916			11/29/2016	µg/L	1 U	1 U	1 U	1 U	1 U	1 U	1 U	--
	MW-21-031417			3/14/2017	µg/L	1 U	1 U	1 U	3 U	1 U	1 U	5 U	--
	MW-21-032117			3/21/2017	µg/L	1 U	1 U	1 U	3 U	1 U	1 U	5 U	--
	MW-21-033117			3/31/2017	µg/L	1 U	1 U	1 U	3 U	1 U	1 U	5 U	--
	MW-21-040617			4/6/2017	µg/L	1 U	1 U	1 U	3 U	1 U	1 U	5 U	--
	MW-21-062817			6/28/2017	µg/L	1 U	1 U	1 U	3 U	1 U	1 U	5 U	--
	MW-21-062817-FD			6/28/2017	µg/L	1 U	1 U	1 U	3 U	1 U	1 U	5 U	--
	MW-21-090817			9/8/2017	µg/L	1 U	1 U	1 U	3 U	1 U	1 U	5 U	--
	MW-21-120717	12/4/2017	17.42	12/7/2017	µg/L	1 U	1 U	1 U	3 U	1 U	1 U	5 U	--
	MW-21-030718	3/5/2018	8.05	3/7/2018	µg/L	1 U	1 U	1 U	3 U	1 U	1 U	5 U	--
	MW-21-060718	6/4/2018	12.43	6/7/2018	µg/L	1 U	1 U	1 U	3 U	1 U	1 U	5 U	--
MW-22	--			7/27/2015	--	NS-IW	NS-IW	NS-IW	NS-IW	NS-IW	NS-IW	NS-IW	NS-IW
	MW-22-012116			1/21/2016	µg/L	19.8	3.4	47.2	37.4	1 U	1 U	1 U	0.02 U
	--			11/28/2016	--	NS-IW	NS-IW	NS-IW	NS-IW	NS-IW	NS-IW	NS-IW	NS-IW
	--			5/3/2017	--	NS-IW	NS-IW	NS-IW	NS-IW	NS-IW	NS-IW	NS-IW	NS-IW

Table 7. Analytical Results for Groundwater

Plantation Pipe Line Company

Lewis Drive Remediation Site, Belton, South Carolina

Site ID #18693 "Kinder Morgan Belton Pipeline Release"

Location	Sample ID	Gauging Date	Depth to Water	Sample Date	Analyte:	Benzene	Ethylbenzene	Toluene	Total Xylenes	1,2-DCA	MTBE	Naphthalene	EDB
					Units	µg/L	µg/L	µg/L	µg/L	µg/L	µg/L	µg/L	µg/L
RBSL ^a :					µg/L	5.0	700	1,000	10,000	5.0	40	25	0.05
MW-22	MW-22-062917			6/29/2017	µg/L	234	10 U	125	30 U	10 U ^b	10 U	50 U ^b	--
	--			7/17/2017	--	NS-IW	NS-IW	NS-IW	NS-IW	NS-IW	NS-IW	NS-IW	NS-IW
	--			8/1/2017	--	NS-IW	NS-IW	NS-IW	NS-IW	NS-IW	NS-IW	NS-IW	NS-IW
	--			9/5/2017	--	NS-IW	NS-IW	NS-IW	NS-IW	NS-IW	NS-IW	NS-IW	NS-IW
	--	10/3/2017	9.94	10/4/2017	--	NS-IW	NS-IW	NS-IW	NS-IW	NS-IW	NS-IW	NS-IW	NS-IW
	--	11/7/2017	9.96	11/8/2017	--	NS-IW	NS-IW	NS-IW	NS-IW	NS-IW	NS-IW	NS-IW	NS-IW
	--	12/4/2017	9.99	12/4/2017	--	NS-IW	NS-IW	NS-IW	NS-IW	NS-IW	NS-IW	NS-IW	NS-IW
	--	1/8/2018	10.01	1/8/2018	--	NS-IW	NS-IW	NS-IW	NS-IW	NS-IW	NS-IW	NS-IW	NS-IW
	--	2/5/2018	9.81	2/6/2018	--	NS-IW	NS-IW	NS-IW	NS-IW	NS-IW	NS-IW	NS-IW	NS-IW
	MW-22-030618	3/5/2018	8.05	3/6/2018	µg/L	1 U	1 U	1.03	3 U	1 U	1 U	5 U	--
	MW-22-040618	4/5/2018	7.27	4/6/2018	µg/L	1 U	1 U	1.76	46.6	1 U	1 U	5 U	--
	MW-22-050318	5/2/2018	7.19	5/3/2018	µg/L	1.43	1.79	33.1	426	1 U	1 U	1 U	--
	MW-22-060518	6/4/2018	5.72	6/5/2018	µg/L	1 U	1 U	4.27	41.6	1 U	1 U	5 U	--
MW-23	MW-23-072715			7/27/2015	µg/L	5 U ^b	5 U	7.5	10 U	5 U ^b	5 U	5 U	0.02 U
	MW-23D-072715			7/27/2015	µg/L	5 U ^b	5 U	5 U	10 U	5 U ^b	5 U	5 U	0.02 U
	MW-23-012016			1/20/2016	µg/L	1 U	1 U	1 U	2 U	1 U	1 U	1 U	0.019 U
	MW-23-120216			12/2/2016	µg/L	450	5 U	14.6	336	5 U ^b	46.4	5.9	--
	MW-23-031317			3/13/2017	µg/L	709	5 U	23.1	548	5 U ^b	127	25 U ^b	--
	MW-23-032017			3/20/2017	µg/L	642	10 U	12.7	579	10 U ^b	108	50 U ^b	--
	MW-23-032017-FD			3/20/2017	µg/L	620	10 U	12.0	548	10 U ^b	110	50 U ^b	--
	MW-23-033117			3/31/2017	µg/L	685	10 U	16.5	624	10 U ^b	130	50 U ^b	--
	MW-23-040617			4/6/2017	µg/L	432	1 U	6.6	254	1 U	76.5	5 U	--
	MW-23-062817			6/28/2017	µg/L	131	10 U	10 U	117	10 U ^b	19.1	5 U	--
	MW-23-071717			7/17/2017	µg/L	1.2	1 U	1 U	3 U	1 U	1 U	5 U	--
	MW-23-080117			8/1/2017	µg/L	132	1 U	6.2	252	1 U	48.1	5 U	--
	MW-23-090717			9/7/2017	µg/L	1,110	9.25	43.1	999	5 U ^b	141	25 U ^b	--
	MW-23-100417	10/3/2017	11.52	10/4/2017	µg/L	703	10 U	17.5	515	10 U ^b	90.1	50 U ^b	--
	MW-23-100417-DUP	10/3/2017	11.52	10/4/2017	µg/L	543	2.65	11.5	424	1 U	69.2	5 U	--
	MW-23-110817	11/7/2017	11.10	11/8/2017	µg/L	788	10 U	21.5	580	10 U ^b	118	50 U ^b	--
	MW-23-120617	12/4/2017	11.13	12/6/2017	µg/L	693	10 U	17.0	408	10 U ^b	99.5	50 U ^b	--
	MW-23-010918	1/8/2018	11.02	1/9/2018	µg/L	127	10 U	10 U	137	10 U ^b	69.6	50 U ^b	--
	MW-23-020618	2/5/2018	9.76	2/6/2018	µg/L	1.1	1 U	1 U	3 U	1 U	33.8	5 U	--

Table 7. Analytical Results for Groundwater

Plantation Pipe Line Company

Lewis Drive Remediation Site, Belton, South Carolina

Site ID #18693 "Kinder Morgan Belton Pipeline Release"

Location	Sample ID	Gauging Date	Depth to Water	Sample Date	Units	Analyte:							
						Benzene	Ethylbenzene	Toluene	Total Xylenes	1,2-DCA	MTBE	Naphthalene	EDB
RBSL ^a :					µg/L	5.0	700	1,000	10,000	5.0	40	25	0.05
MW-23	MW-23-030618	3/5/2018	8.27	3/6/2018	µg/L	1 U	1 U	1 U	3 U	1 U	17.5	5 U	--
	MW-23-040618	4/5/2018	7.52	4/6/2018	µg/L	1 U	1 U	1 U	3 U	1 U	32	5 U	--
	MW-23-050318	5/2/2018	7.12	5/3/2018	µg/L	1 U	1 U	1 U	3 U	1 U	19.1	5 U	--
	MW-23-D-050318	5/2/2018	7.12	5/3/2018	µg/L	1 U	1 U	1 U	3 U	1 U	16.9	5 U	--
	MW-23-060518	6/4/2018	6.33	6/5/2018	µg/L	1 U	1 U	1 U	3 U	1 U	5.28	5 U	--
MW-23B	MW-23B-080515			8/5/2015	µg/L	5 U ^b	5 U	7.0	10 U	5 U ^b	5 U	5 U	0.02 U
	MW-23B-012016			1/20/2016	µg/L	1 U	1 U	3.9	7.1	1 U	1 U	1 U	0.02 U
	MW-23B-120216			12/2/2016	µg/L	1 U	1.4	3.5	11.0	1 U	1 U	1.3	--
	MW-23B-031317			3/13/2017	µg/L	1 U	1.11	2.63	8.86	1 U	1 U	5 U	--
	MW-23B-032017			3/20/2017	µg/L	1 U	1.55	2.98	11.7	1 U	1 U	5 U	--
	MW-23B-033117			3/31/2017	µg/L	1 U	1.24	2.41	8.86	1 U	1 U	5 U	--
	MW-23B-040617			4/6/2017	µg/L	1 U	1.21	2.41	9.23	1 U	1 U	5 U	--
	MW-23B-062817			6/28/2017	µg/L	1 U	1 U	1.73	6.20	1 U	1 U	5 U	--
	MW-23B-090717			9/7/2017	µg/L	1 U	1 U	1.65	5.40	1 U	1 U	5 U	--
	MW-23B-120617	12/4/2017	11.45	12/6/2017	µg/L	1 U	1.2	2.48	7.93	1 U	1 U	5 U	--
	MW-23B-030618	3/5/2018	10.88	3/6/2018	µg/L	1 U	1.2	4.57	9.14	1 U	1 U	5 U	--
	MW-23B-060518	6/4/2018	6.06	6/5/2018	µg/L	1 U	1 U	1.08	4.21	1 U	1 U	5 U	--
MW-24	MW-24-080515			8/5/2015	µg/L	5 U ^b	5 U	5 U	10 U	5 U ^b	5 U	5 U	0.02 U
	MW-24-012616			1/26/2016	µg/L	1 U	1 U	1 U	2 U	1 U	1 U	1 U	0.019 U
	MW-24-120716			12/7/2016	µg/L	1 U	1 U	1 U	1 U	1 U	1 U	1 U	--
	MW-24-062817			6/28/2017	µg/L	28.8	3.96	1.7	22.2	1 U	1 U	5 U	--
	MW-24-090817			9/8/2017	µg/L	1 U	1 U	1 U	3 U	1 U	1 U	5 U	--
	MW-24-120617	12/4/2017	4.51	12/6/2017	µg/L	1 U	1 U	1 U	3 U	1 U	1 U	5 U	--
	MW-24-030818	3/5/2018	4.15	3/8/2018	µg/L	1 U	1 U	1 U	3 U	1 U	1 U	5 U	--
	MW-24-060618	6/4/2018	4.45	6/6/2018	µg/L	1 U	1 U	1 U	3 U	1 U	1 U	5 U	--
MW-24B	MW-24B-080515			8/5/2015	µg/L	5 U ^b	5 U	5 U	10 U	5 U ^b	5 U	5 U	0.02 U
	MW-24B-012616			1/26/2016	µg/L	1 U	1 U	3.3	6.8	1 U	1 U	1 U	0.019 U
	MW-24B-120716			12/7/2016	µg/L	1 U	1 U	2.9	1.6	1 U	1 U	1 U	--
	MW-24B-062817			6/28/2017	µg/L	28.9	3.89	1.77	20.7	1 U	1 U	5 U	--
	MW-24B-090817			9/8/2017	µg/L	1 U	1 U	1 U	3 U	1 U	1 U	5 U	--
	MW-24B-120617	12/4/2017	5.69	12/6/2017	µg/L	1 U	1 U	1 U	3 U	1 U	1 U	5 U	--
	MW-24B-030818	3/5/2018	5.03	3/8/2018	µg/L	1 U	1 U	1 U	3 U	1 U	1 U	5 U	--
	MW-24B-060618	6/4/2018	5.12	6/6/2018	µg/L	1 U	1 U	1 U	3 U	1 U	1 U	5 U	--
MW-25	MW-25-012716			1/27/2016	µg/L	101	1 U	1 U	115	1 U	1 U	1.8	0.02 U

Table 7. Analytical Results for Groundwater

Plantation Pipe Line Company

Lewis Drive Remediation Site, Belton, South Carolina

Site ID #18693 "Kinder Morgan Belton Pipeline Release"

Location	Sample ID	Gauging Date	Depth to Water	Sample Date	Units	Analyte:							
						Benzene	Ethylbenzene	Toluene	Total Xylenes	1,2-DCA	MTBE	Naphthalene	EDB
RBSL ^a :					µg/L	5.0	700	1,000	10,000	5.0	40	25	0.05
MW-25	MW-25-012716			12/1/2016	µg/L	675	30.2	15.3	619	5 U ^b	5.9	29.7	--
	MW-25-031417			3/14/2017	µg/L	627	28.6	10.1	668	10 U ^b	10 U	50 U ^b	--
	MW-25-032017			3/20/2017	µg/L	604	20.4	20 U	680	20 U ^b	20 U	100 U ^b	--
	MW-25-033117			3/31/2017	µg/L	673	30.1	12	736	10 U ^b	10 U	50 U ^b	--
	MW-25-033117FD			3/31/2017	µg/L	790	35.4	12.5	861	10 U ^b	10 U	50 U ^b	--
	MW-25-040617			4/6/2017	µg/L	558	24.3	10 U	682	10 U ^b	10 U	50 U ^b	--
	MW-25-050317			5/3/2017	µg/L	519	49.3	10.1	614	1 U	1 U	43.2	--
	MW-25-062817			6/28/2017	µg/L	431	34.8	10 U	520	10 U ^b	10 U	50 U ^b	--
	MW-25-071717			7/17/2017	µg/L	230	13.4	10 U	264	10 U ^b	10 U	50 U ^b	--
	MW-25-080117			8/1/2017	µg/L	234	14.4	10 U	277	10 U ^b	10 U	50 U ^b	--
	MW-25-090817			9/8/2017	µg/L	200	12.2	1.27	214	1 U	1 U	10.6	--
	MW-25-100417	10/3/2017	8.52	10/4/2017	µg/L	173	16.2	1.73	276	1 U	1.1	6.77	--
	MW-25-110817	11/7/2017	8.35	11/8/2017	µg/L	82.9	7.21	1 U	143	1 U	1 U	7.74	--
	MW-25-120617	12/4/2017	7.10	12/6/2017	µg/L	23.8	1.84	1 U	60.5	1 U	1 U	5 U	--
	MW-25-010918	1/8/2018	8.80	1/9/2018	µg/L	72	2.74	1 U	111	1 U	1 U	5 U	--
	MW-25-020618	2/5/2018	8.15	2/6/2018	µg/L	10.8	1 U	1 U	19.3	1 U	1 U	5 U	--
	MW-25-030818	3/5/2018	7.84	3/8/2018	µg/L	1 U	1 U	1 U	3 U	1 U	1 U	5 U	--
	MW-25-040618	4/5/2018	7.46	4/6/2018	µg/L	1 U	1 U	1 U	3 U	1 U	1 U	5 U	--
	MW-25-050318	5/2/2018	7.02	5/3/2018	µg/L	1 U	1 U	1 U	3 U	1 U	1 U	5 U	--
	MW-25-060518	6/4/2018	6.73	6/5/2018	µg/L	1 U	1 U	1 U	3 U	1 U	1 U	5 U	--
MW-25B	MW-25B-012716			1/27/2016	µg/L	1 U	1 U	1 U	2 U	1 U	1 U	1 U	0.02 U
	MW-25B-120116			12/1/2016	µg/L	1 U	1 U	1 U	1 U	1 U	1 U	1 U	--
	MW-25B-031417			3/14/2017	µg/L	1 U	1 U	1 U	3 U	1 U	1 U	5 U	--
	MW-25B-032017			3/20/2017	µg/L	1 U	1 U	1 U	3 U	1 U	1 U	5 U	--
	MW-25B-033117			3/31/2017	µg/L	1 U	1 U	1 U	3 U	1 U	1 U	5 U	--
	MW-25B-040617			4/6/2017	µg/L	1 U	1 U	1 U	3 U	1 U	1 U	5 U	--
	MW-25B-062817			6/28/2017	µg/L	1 U	1 U	1 U	3 U	1 U	1 U	5 U	--
	MW-25B-090817			9/8/2017	µg/L	1 U	1 U	1 U	3 U	1 U	1 U	5 U	--
	MW-25B-090817-DUP			9/8/2017	µg/L	1 U	1 U	1 U	3 U	1 U	1 U	5 U	--
	MW-25B-120617	12/4/2017	5.30	12/6/2017	µg/L	1 U	1 U	1 U	3 U	1 U	1 U	5 U	--
	MW-25B-030818	3/5/2018	4.12	3/8/2018	µg/L	1 U	1 U	1 U	3 U	1 U	1 U	5 U	--
	MW-25B-060518	6/4/2018	3.41	6/5/2018	µg/L	1 U	1 U	1 U	3 U	1 U	1 U	5 U	--
MW-26	MW-26-012016			1/20/2016	µg/L	1 U	1 U	1 U	2 U	1 U	1 U	1 U	0.019 U

Table 7. Analytical Results for Groundwater

Plantation Pipe Line Company

Lewis Drive Remediation Site, Belton, South Carolina

Site ID #18693 "Kinder Morgan Belton Pipeline Release"

Location	Sample ID	Gauging Date	Depth to Water	Sample Date	Analyte:	Benzene	Ethylbenzene	Toluene	Total Xylenes	1,2-DCA	MTBE	Naphthalene	EDB
					Units	5.0	700	1,000	10,000	5.0	40	25	0.05
RBSL ^a :					µg/L								
MW-26	MW-26-120116			12/1/2016	µg/L	1 U	1 U	2.3	1 U	1 U	1 U	1 U	--
	MW-26-031417			3/14/2017	µg/L	1 U	1 U	1 U	3 U	1 U	1 U	5 U	--
	MW-26-032017			3/20/2017	µg/L	1 U	1 U	1 U	3 U	1 U	1 U	5 U	--
	MW-26-033117			3/31/2017	µg/L	1 U	1 U	1 U	3 U	1 U	1 U	5 U	--
	MW-26-040617			4/6/2017	µg/L	1 U	1 U	1 U	3 U	1 U	1 U	5 U	--
	MW-26-040617-FD			4/6/2017	µg/L	1 U	1 U	1 U	3 U	1 U	1 U	5 U	--
	MW-26-050317			5/3/2017	µg/L	1 U	1 U	1 U	3 U	1 U	1 U	5 U	--
	MW-26-062817			6/28/2017	µg/L	1 U	1 U	1 U	3 U	1 U	1 U	5 U	--
	MW-26-071717			7/17/2017	µg/L	1 U	1 U	1 U	3 U	1 U	1 U	5 U	--
	MW-26-080117			8/1/2017	µg/L	1 U	1 U	1 U	3 U	1 U	1 U	5 U	--
	MW-26-090717			9/7/2017	µg/L	1 U	1 U	1 U	3 U	1 U	1 U	5 U	--
	MW-26-100417	10/3/2017	7.71	10/4/2017	µg/L	1 U	1 U	1 U	3 U	1 U	1 U	5 U	--
	MW-26-110817	11/7/2017	6.56	11/8/2017	µg/L	1 U	1 U	1.17	3 U	1 U	1 U	5 U	--
	MW-26-120617	12/4/2017	6.83	12/6/2017	µg/L	1 U	1 U	1 U	3 U	1 U	1 U	5 U	--
	MW-26-010918	1/8/2018	6.68	1/9/2018	µg/L	1 U	1.79	6.2	13.8	1 U	1 U	5 U	--
	MW-26-020618	2/5/2018	4.37	2/6/2018	µg/L	1 U	1 U	1 U	3 U	1 U	1 U	5 U	--
	MW-26-030618	3/5/2018	2.94	3/6/2018	µg/L	1 U	1 U	1 U	3 U	1 U	1 U	5 U	--
	MW-26-040618	4/5/2018	2.88	4/6/2018	µg/L	1 U	1 U	1 U	3 U	1 U	1 U	5 U	--
	MW-26-050318	5/2/2018	2.71	5/3/2018	µg/L	1 U	1 U	1 U	3 U	1 U	1 U	5 U	--
	MW-26-060518	6/4/2018	2.01	6/5/2018	µg/L	1 U	1 U	1 U	3 U	1 U	1 U	5 U	--
MW-26B	MW-26B-012016			1/20/2016	µg/L	1 U	1 U	1 U	2 U	1 U	1 U	1 U	0.02 U
	MW-26B-120116			12/1/2016	µg/L	1 U	1 U	1 U	1.3	1 U	1 U	1 U	--
	MW-26B-031417			3/14/2017	µg/L	1 U	1 U	1 U	3 U	1 U	1 U	5 U	--
	MW-26B-032017			3/20/2017	µg/L	1 U	1 U	1 U	3 U	1 U	1 U	5 U	--
	MW-26B-033117			3/31/2017	µg/L	1 U	1 U	1 U	3 U	1 U	1 U	5 U	--
	MW-26B-040617			4/6/2017	µg/L	1 U	1 U	1 U	3 U	1 U	1 U	5 U	--
	MW-26B-062817			6/28/2017	µg/L	1 U	1 U	1 U	3 U	1 U	1 U	5 U	--
	MW-26B-090717			9/7/2017	µg/L	1 U	1 U	1 U	3 U	1 U	1 U	5 U	--
	MW-26B-090717-DUP			9/7/2017	µg/L	1 U	1 U	1 U	3 U	1 U	1 U	5 U	--
	MW-26B-120617	12/4/2017	9.17	12/6/2017	µg/L	1 U	1 U	1 U	3 U	1 U	1 U	5 U	--
	MW-26B-030618	3/5/2018	6.30	3/6/2018	µg/L	1 U	1 U	1.03	3 U	1 U	1 U	5 U	--
	MW-26B-060518	6/4/2018	3.66	6/5/2018	µg/L	1 U	1 U	1 U	3 U	1 U	1 U	5 U	--
MW-27	MW-27-012716			1/27/2016	µg/L	1 U	1 U	1 U	2 U	1 U	1 U	1 U	0.019 U
	--			11/28/2016	--	NS-IW	NS-IW	NS-IW	NS-IW	NS-IW	NS-IW	NS-IW	NS-IW

Table 7. Analytical Results for Groundwater

Plantation Pipe Line Company

Lewis Drive Remediation Site, Belton, South Carolina

Site ID #18693 "Kinder Morgan Belton Pipeline Release"

Location	Sample ID	Gauging Date	Depth to Water	Sample Date	Units	Analyte:							
						Benzene	Ethylbenzene	Toluene	Total Xylenes	1,2-DCA	MTBE	Naphthalene	EDB
RBSL ^a :					µg/L	5.0	700	1,000	10,000	5.0	40	25	0.05
MW-27	MW-27-062817			6/28/2017	µg/L	2.69	4.06	3.88	35.9	1 U	1 U	5 U	--
	MW-27-090817			9/8/2017	µg/L	4.96	5.75	2.13	14.8	1 U	1 U	5 U	--
	MW-27-120517	12/4/2017	27.46	12/5/2017	µg/L	6.48	8.23	12.5	20.5	1 U	1 U	5 U	--
	MW-27-030818	3/5/2018	25.29	3/8/2018	µg/L	14.5	29.7	62.3	227	1 U	1 U	5 U	--
	MW-27-060518	6/4/2018	22.55	6/5/2018	µg/L	5.74	7.74	22.6	70.3	1 U	1 U	5 U	--
MW-27B	MW-27B-051216			5/12/2016	µg/L	1 U	1 U	1 U	1 U	1 U	1 U	1 U	0.02 U
	MW-27B-120216			12/2/2016	µg/L	1 U	5.3	9.1	45.7	1 U	1 U	8.9	--
	MW-27B-062817			6/28/2017	µg/L	1 U	4.04	4.04	32.7	1 U	1 U	6.09	--
	MW-27B-090717			9/7/2017	µg/L	1 U	3.73	6.35	30.3	1 U	1 U	7.54	--
	MW-27B-120517	12/4/2017	30.70	12/5/2017	µg/L	1 U	3.1	5.91	24.8	1 U	1 U	5.81	--
	MW-27B-D-120517	12/4/2017	30.70	12/5/2017	µg/L	1 U	3.96	7.24	31.6	1 U	1 U	7.09	--
	MW-27B-030818	3/5/2018	3.20	3/8/2018	µg/L	1 U	3.44	6.82	28.8	1 U	1 U	5 U	--
	MW-27BD-030818	3/5/2018	3.20	3/8/2018	µg/L	1 U	4.02	7.97	30.7	1 U	1 U	5 U	--
	MW-27B-060518	6/4/2018	28.42	6/5/2018	µg/L	1 U	3.38	6.18	26.8	1 U	1 U	5.1	--
MW-28	MW-28-012716			1/27/2016	µg/L	542	430	3,850	3,370	1 U	4.8	96.3	0.02 U
	--			11/28/2016	--	NS-IW	NS-IW	NS-IW	NS-IW	NS-IW	NS-IW	NS-IW	NS-IW
	MW-28-031517			3/15/2017	µg/L	1,120	68.9	3,350	1,370	50 U ^b	50 U ^b	250 U	--
	--			3/20/2017	--	NS-IW	NS-IW	NS-IW	NS-IW	NS-IW	NS-IW	NS-IW	NS-IW
	--			3/31/2017	--	NS-IW	NS-IW	NS-IW	NS-IW	NS-IW	NS-IW	NS-IW	NS-IW
	--			4/6/2017	--	NS-IW	NS-IW	NS-IW	NS-IW	NS-IW	NS-IW	NS-IW	NS-IW
	MW-28-050317			5/3/2017	µg/L	65.9	14.5	263	1,010	1 U	2.94	9.33	--
	MW-28-062817			6/28/2017	µg/L	199	55	108	546	1 U	1 U	10.1	--
	MW-28-071717			7/17/2017	µg/L	219	64.2	85.8	422	1 U	1 U	14.7	--
	MW-28-080217			8/2/2017	µg/L	219	48.7	52.7	187	1 U	3.46	11.9	--
	MW-28-090817			9/8/2017	µg/L	130	16.2	175	388	1 U	4.77	13.6	--
	--	10/3/2017	23.80	10/4/2017	--	NS-IW	NS-IW	NS-IW	NS-IW	NS-IW	NS-IW	NS-IW	NS-IW
	--	11/7/2017	23.78	11/7/2017	--	NS-IW	NS-IW	NS-IW	NS-IW	NS-IW	NS-IW	NS-IW	NS-IW
	--	12/4/2017	23.94	12/7/2017	--	NS-IW	NS-IW	NS-IW	NS-IW	NS-IW	NS-IW	NS-IW	NS-IW
	--	1/8/2018	24.15	1/9/2018	--	NS-IW	NS-IW	NS-IW	NS-IW	NS-IW	NS-IW	NS-IW	NS-IW
	MW-28-020618	2/5/2018	22.60	2/6/2018	µg/L	1 U	1 U	1 U	3 U	1 U	1 U	5 U	--
	MW-28-030818	3/5/2018	21.65	3/8/2018	µg/L	10.1	9.92	5.27	21.2	1 U	1 U	5 U	--
	MW-28-040618	4/5/2018	20.68	4/6/2018	µg/L	16.1	11.6	4	23.4	1 U	1 U	5 U	--
	MW-28-050318	5/2/2018	20.81	5/3/2018	µg/L	8.25	8.8	1.55	24.5	1 U	1 U	5 U	--
	MW-28-060518	6/4/2018	19.82	6/5/2018	µg/L	3.81	3.8	1.01	16.0	1 U	1 U	5 U	--

Table 7. Analytical Results for Groundwater

Plantation Pipe Line Company

Lewis Drive Remediation Site, Belton, South Carolina

Site ID #18693 "Kinder Morgan Belton Pipeline Release"

Location	Sample ID	Gauging Date	Depth to Water	Sample Date	Units	Analyte:											
						Benzene	Ethylbenzene	Toluene	Total Xylenes	1,2-DCA	MTBE	Naphthalene	EDB				
RBSL ^a :					µg/L	5.0	700	1,000	10,000	5.0	40	25	0.05				
MW-29	MW-29-012116			1/21/2016	µg/L	1 U	1 U	1 U	2 U	1 U	1 U	1 U	0.02 U				
	MW-29-112916			11/29/2016	µg/L	1 U	1 U	1 U	1 U	1 U	1 U	1 U	--				
	MW-29-031317			3/13/2017	µg/L	1 U	1 U	1 U	3 U	1 U	1 U	5 U	--				
	MW-29-032017			3/20/2017	µg/L	1 U	1 U	1 U	3 U	1 U	1 U	5 U	--				
	MW-29-033117			3/31/2017	µg/L	1 U	1 U	1 U	3 U	1 U	1 U	5 U	--				
	MW-29-040617			4/6/2017	µg/L	1 U	1 U	1 U	3 U	1 U	1 U	5 U	--				
	MW-29-050317			5/3/2017	µg/L	1 U	1 U	1 U	3 U	1 U	1 U	5 U	--				
	MW-29-062817			6/28/2017	µg/L	1 U	1 U	1 U	3 U	1 U	1 U	5 U	--				
	MW-29-071717			7/17/2017	µg/L	1 U	1 U	1 U	3 U	1 U	1 U	5 U	--				
	MW-29-080117			8/1/2017	µg/L	1 U	1 U	1 U	3 U	1 U	1 U	5 U	--				
	MW-29-090717			9/7/2017	µg/L	1 U	1 U	1 U	3 U	1 U	1 U	5 U	--				
	MW-29-100417	10/3/2017	10.85	10/4/2017	µg/L	1 U	1 U	1 U	3 U	1 U	1 U	5 U	--				
	MW-29-110817	11/7/2017	10.06	11/8/2017	µg/L	1 U	1 U	1 U	3 U	1 U	1 U	5 U	--				
	MW-29-120617	12/4/2017	10.39	12/6/2017	µg/L	1 U	1 U	1 U	3 U	1 U	1 U	5 U	--				
	MW-29-010918	1/8/2018	10.36	1/9/2018	µg/L	1 U	1 U	1 U	3 U	1 U	1 U	5 U	--				
	MW-29-020618	2/5/2018	7.80	2/6/2018	µg/L	1 U	1 U	1 U	3 U	1 U	1 U	5 U	--				
	MW-29-030718	3/5/2018	4.20	3/7/2018	µg/L	1 U	1 U	1 U	3 U	1 U	1 U	5 U	--				
	MW-29-040618	4/5/2018	5.28	4/6/2018	µg/L	1 U	1 U	1 U	3 U	1 U	1 U	5 U	--				
	MW-29-D-040618	4/5/2018	5.28	4/6/2018	µg/L	1 U	1 U	1 U	3 U	1 U	1 U	5 U	--				
	MW-29-050318	5/2/2018	4.72	5/3/2018	µg/L	1 U	1 U	1 U	3 U	1 U	1 U	5 U	--				
	MW-29-060518	6/4/2018	3.23	6/5/2018	µg/L	1 U	1 U	1 U	3 U	1 U	1 U	5 U	--				
MW-30	MW-30-012516			1/25/2016	µg/L	1 U	1 U	1 U	2 U	1 U	1 U	1 U	0.02 U				
	--			11/28/2016	--	NS-IW	NS-IW	NS-IW	NS-IW	NS-IW	NS-IW	NS-IW	NS-IW				
	MW-30-050417			5/4/2017	µg/L	104	3.98	341	161	1 U	1 U	5 U	--				
	MW-30-062917			6/29/2017	µg/L	646	25 U	1,630	736	25 U ^b	25 U	125 U ^b	--				
	MW-30-071717			7/17/2017	µg/L	922	25 U	2,050	1,320	25 U ^b	25 U	125 U ^b	--				
	MW-30-080217			8/2/2017	µg/L	1,240	25.9	1,020	2,230	25 U ^b	25 U	125 U ^b	--				
	--			9/5/2017	--	NS-IW	NS-IW	NS-IW	NS-IW	NS-IW	NS-IW	NS-IW	NS-IW				
	--	10/3/2017	14.58	10/4/2017	--	NS-IW	NS-IW	NS-IW	NS-IW	NS-IW	NS-IW	NS-IW	NS-IW				
	--	11/7/2017	14.60	11/8/2017	--	NS-IW	NS-IW	NS-IW	NS-IW	NS-IW	NS-IW	NS-IW	NS-IW				
	--	12/4/2017	14.47	12/4/2017	--	NS-IW	NS-IW	NS-IW	NS-IW	NS-IW	NS-IW	NS-IW	NS-IW				
	--	1/8/2018	14.59	1/8/2018	--	NS-IW	NS-IW	NS-IW	NS-IW	NS-IW	NS-IW	NS-IW	NS-IW				
	MW-30-020518	2/5/2018	13.11	2/5/2018	µg/L	2.2	1 U	1.86	4.1	1 U	1 U	5 U	--				
	MW-30-030718	3/5/2018	11.43	3/7/2018	µg/L	22.1	1 U	8.94	19.1	1 U	2.25	5 U	--				

Table 7. Analytical Results for Groundwater

Plantation Pipe Line Company

Lewis Drive Remediation Site, Belton, South Carolina

Site ID #18693 "Kinder Morgan Belton Pipeline Release"

Location	Sample ID	Gauging Date	Depth to Water	Sample Date	Units	Analyte:							
						Benzene	Ethylbenzene	Toluene	Total Xylenes	1,2-DCA	MTBE	Naphthalene	EDB
RBSL ^a :					µg/L	5.0	700	1,000	10,000	5.0	40	25	0.05
MW-30	MW-30-040618	4/5/2018	11.92	4/6/2018	µg/L	1.9	1 U	7.38	5.95	1 U	2.22	5 U	--
	MW-30-050318	5/2/2018	11.49	5/3/2018	µg/L	1.19	1 U	3.7	3 U	1 U	2.29	5 U	--
	MW-30-060618	6/4/2018	10.47	6/6/2018	µg/L	1 U	1 U	1 U	3 U	1 U	2.58	5 U	--
MW-31	MW-31-051016			5/10/2016	µg/L	1 U	1 U	1 U	1 U	1 U	1 U	1 U	0.02 U
	MW-31-112916			11/29/2016	µg/L	1 U	1 U	1 U	1 U	1 U	1 U	1 U	--
	MW-31-050317			5/3/2017	µg/L	1 U	1 U	1 U	3 U	1 U	1 U	5 U	--
	MW-31-062817			6/28/2017	µg/L	1 U	1 U	1 U	3 U	1 U	1 U	5 U	--
	MW-31-071717			7/17/2017	µg/L	1 U	1 U	1 U	3 U	1 U	1 U	5 U	--
	MW-31-080117			8/1/2017	µg/L	1 U	1 U	1 U	3 U	1 U	1 U	5 U	--
	MW-31-D-080117			8/1/2017	µg/L	1 U	1 U	1 U	3 U	1 U	1 U	5 U	--
	MW-31-090817			9/8/2017	µg/L	1 U	1 U	1 U	3 U	1 U	1 U	5 U	--
	MW-31-100417	10/3/2017	22.70	10/4/2017	µg/L	1 U	1 U	1 U	3 U	1 U	1 U	5 U	--
	MW-31-110817	11/7/2017	20.81	11/8/2017	µg/L	1 U	1 U	1 U	3 U	1 U	1 U	5 U	--
	MW-31-120617	12/4/2017	20.05	12/6/2017	µg/L	1 U	1 U	1 U	3 U	1 U	1 U	5 U	--
	MW-31-010918	1/8/2018	22.55	1/9/2018	µg/L	1 U	1 U	1 U	3 U	1 U	1 U	5 U	--
	MW-31-020618	2/5/2018	18.90	2/6/2018	µg/L	1 U	1 U	1 U	3 U	1 U	1 U	5 U	--
	MW-31-030718	3/5/2018	18.01	3/7/2018	µg/L	1 U	1 U	1 U	3 U	1 U	1 U	5 U	--
	MW-31-040618	4/5/2018	18.59	4/6/2018	µg/L	1 U	1 U	1 U	3 U	1 U	1 U	5 U	--
	MW-31-050318	5/2/2018	17.35	5/3/2018	µg/L	1 U	1 U	1 U	3 U	1 U	1 U	5 U	--
	MW-31-D-050318	5/2/2018	17.35	5/3/2018	µg/L	1 U	1 U	1 U	3 U	1 U	1 U	5 U	--
	MW-31-060618	6/4/2018	17.25	6/6/2018	µg/L	1 U	1 U	1 U	3 U	1 U	1 U	5 U	--
MW-31B	MW-31B-051116			5/11/2016	µg/L	1 U	1 U	2.7	1 U	1 U	1 U	1 U	0.02 U
MW-32	MW-32-051016			5/10/2016	µg/L	1 U	1 U	1 U	1 U	1 U	1 U	1 U	0.02 U
	MW-32-120616			12/6/2016	µg/L	1 U	1 U	1 U	1 U	1 U	1 U	1 U	--
	MW-32-062917			6/29/2017	µg/L	1 U	1 U	1 U	3 U	1 U	1 U	5 U	--
	MW-32-090817			9/8/2017	µg/L	1 U	1 U	1 U	3 U	1 U	1 U	5 U	--
	MW-32-120717	12/4/2017	10.02	12/7/2017	µg/L	1 U	1 U	1 U	3 U	1 U	1 U	5 U	--
	MW-32-030718	3/5/2018	6.82	3/7/2018	µg/L	1 U	1 U	1 U	3 U	1 U	1 U	5 U	--
	MW-32-060618	6/4/2018	7.16	6/6/2018	µg/L	1 U	1 U	1 U	3 U	1 U	1 U	5 U	--
MW-33	MW-33-051016			5/10/2016	µg/L	1 U	1 U	1 U	1 U	1 U	1 U	1 U	0.02 U
MW-33T	MW-33T-051016			5/10/2016	µg/L	1 U	1 U	1 U	1 U	1 U	1 U	1 U	0.02 U
	MW-33T-120617	12/4/2017	27.12	12/6/2017	µg/L	1 U	1 U	1 U	1 U	1 U	1 U	1 U	--
	MW-33T-030718	3/5/2018	25.23	3/7/2018	µg/L	1 U	1 U	1 U	3 U	1 U	1 U	5 U	--
	MW-33T-060618	6/4/2018	23.56	6/6/2018	µg/L	1 U	1 U	1 U	3 U	1 U	1 U	5 U	--

Table 7. Analytical Results for Groundwater

Plantation Pipe Line Company

Lewis Drive Remediation Site, Belton, South Carolina

Site ID #18693 "Kinder Morgan Belton Pipeline Release"

Location	Sample ID	Gauging Date	Depth to Water	Sample Date	Units	Analyte:							
						Benzene	Ethylbenzene	Toluene	Total Xylenes	1,2-DCA	MTBE	Naphthalene	EDB
RBSL ^a :					µg/L	5.0	700	1,000	10,000	5.0	40	25	0.05
MW-34	MW-34-031517			3/15/2017	--	978	33.0	143	218	10 U ^b	157	50 U ^b	--
	MW-34-032017			3/20/2017	µg/L	801	10.0 U	113	305	10 U ^b	149	50 U ^b	--
	MW-34-033117			3/31/2017	µg/L	728	10.0 U	81.4	224	10 U ^b	152	50 U ^b	--
	MW-34-040617			4/6/2017	µg/L	860	1.7	58.6	181	1 U	123	5 U	--
	MW-34-050317			5/3/2017	µg/L	287	2.62	27.2	130	1 U	124	5 U	--
	MW-34-062817			6/28/2017	µg/L	167	4.59	9.3	39.2	1 U	68.3	5 U	--
	MW-34-071717			7/17/2017	µg/L	137	5.83	19.8	69.5	1 U	73.8	5 U	--
	MW-34-080117			8/1/2017	µg/L	517	10 U	31.7	110	10 U ^b	98.3	50 U ^b	--
	MW-34-090817			9/8/2017	µg/L	1,430	6.01	98.0	264	1 U	191	7.33	--
	MW-34-100417	10/3/2017	2.76	10/4/2017	µg/L	919	10 U	36.8	157	10 U ^b	151	50 U ^b	--
	MW-34-100417-DUP	10/3/2017	2.76	10/4/2017	µg/L	846	1.49	40.8	186	1 U	148	5 U	--
	MW-34-110817	11/7/2017	2.48	11/8/2017	µg/L	338	10 U	15.3	140	10 U ^b	266	50 U ^b	--
	MW-34-120617	12/4/2017	2.52	12/6/2017	µg/L	169	10 U	29.7	69.9	10 U ^b	218	50 U ^b	--
	MW-34-010918	1/8/2018	2.48	1/9/2018	µg/L	147	10 U	13.1	79.8	10 U ^b	246	50 U ^b	--
	MW-34-020618	2/5/2018	2.27	2/6/2018	µg/L	249	10 U	19.2	88.3	10 U ^b	191	50 U ^b	--
	MW-34-030818	3/5/2018	2.23	3/8/2018	µg/L	696	7.35	51.6	180	1 U	229	5.84	--
	MW-34-040618	4/5/2018	2.25	4/6/2018	µg/L	619	2.22	31.9	150	1 U	281	7.77	--
	MW-34-050318	5/2/2018	2.31	5/3/2018	µg/L	342	10 U	18.1	99.7	10 U ^b	278	50 U ^b	--
	MW-34-060518	6/4/2018	2.34	6/5/2018	µg/L	63.1	1 U	3.28	19.2	1 U	247	5 U	--
MW-35	MW-35-051016			5/10/2016	µg/L	1 U	1 U	1 U	1 U	1 U	1 U	1 U	0.02 U
	MW-35-120116			12/1/2016	µg/L	1 U	1 U	1 U	1 U	1 U	1 U	1 U	--
	MW-35-031417			3/14/2017	µg/L	1 U	1 U	1 U	3 U	1 U	1 U	5 U	--
	MW-35-032017			3/20/2017	µg/L	1 U	1 U	1 U	3 U	1 U	1 U	5 U	--
	MW-35-033117			3/31/2017	µg/L	1 U	1 U	1 U	3 U	1 U	1 U	5 U	--
	MW-35-040617			4/6/2017	µg/L	1 U	1 U	1 U	3 U	1 U	1 U	5 U	--
	MW-35-050317			5/3/2017	µg/L	1 U	1 U	1 U	3 U	1 U	1 U	5 U	--
	MW-35-062817			6/28/2017	µg/L	1 U	1 U	1 U	3 U	1 U	1 U	5 U	--
	MW-35-071717			7/17/2017	µg/L	1 U	1 U	1 U	3 U	1 U	1 U	5 U	--
	MW-35-080117			8/1/2017	µg/L	1 U	1 U	1 U	3 U	1 U	1 U	5 U	--
	MW-35-090817			9/8/2017	µg/L	1 U	1 U	1 U	3 U	1 U	1 U	5 U	--
	MW-35-100417	10/3/2017	10.34	10/4/2017	µg/L	1 U	1 U	1 U	3 U	1 U	1 U	5 U	--
	MW-35-110817	11/7/2017	8.94	11/8/2017	µg/L	1 U	1 U	1 U	3 U	1 U	1 U	5 U	--
	MW-35-120617	12/4/2017	10.41	12/6/2017	µg/L	1 U	1 U	1 U	3 U	1 U	1 U	5 U	--

Table 7. Analytical Results for Groundwater

Plantation Pipe Line Company

Lewis Drive Remediation Site, Belton, South Carolina

Site ID #18693 "Kinder Morgan Belton Pipeline Release"

Location	Sample ID	Gauging Date	Depth to Water	Sample Date	Units	Analyte:								
						Benzene	Ethylbenzene	Toluene	Total Xylenes	1,2-DCA	MTBE	Naphthalene	EDB	
						µg/L	5.0	700	1,000	10,000	5.0	40	25	0.05
RBSL ^a :														
MW-35	MW-35-010918	1/8/2018	10.57	1/9/2018	µg/L	1 U	1 U	1 U	3 U	1 U	1 U	5 U	--	
	MW-35-D-010918	1/8/2018	10.57	1/9/2018	µg/L	1 U	1 U	1 U	3 U	1 U	1 U	5 U	--	
	MW-35-020618	2/5/2018	9.00	2/6/2018	µg/L	1 U	1 U	1 U	3 U	1 U	1 U	5 U	--	
	MW-35-030818	3/5/2018	8.33	3/8/2018	µg/L	1 U	1 U	1 U	3 U	1 U	1 U	5 U	--	
	MW-35-040618	4/5/2018	8.39	4/6/2018	µg/L	1 U	1 U	1 U	3 U	1 U	1 U	5 U	--	
	MW-35-050318	5/2/2018	8.37	5/3/2018	µg/L	1 U	1 U	1 U	3 U	1 U	1 U	5 U	--	
	MW-35-060618	6/4/2018	8.15	6/6/2018	µg/L	1 U	1 U	1 U	3 U	1 U	1 U	5 U	--	
MW-36	MW-36-051116			5/11/2016	µg/L	1 U	1 U	1 U	1 U	1 U	1 U	1 U	0.02 U	
	MW-36-112916			11/29/2016	µg/L	1.3	1 U	6.5	1.1	1 U	1 U	1 U	--	
	MW-36-D-112916			11/29/2016	µg/L	1 U	1 U	5.4	1 U	1 U	1 U	1 U	--	
	MW-36-062917			6/29/2017	µg/L	2.11	1 U	2.28	3 U	1 U	1 U	5 U	--	
	MW-36-090817			9/8/2017	µg/L	4.75	1 U	6.16	4.62	1 U	1 U	5 U	--	
	MW-36-120717	12/4/2017	20.14	12/7/2017	µg/L	17.5	1 U	30.2	14.4	1 U	1 U	5 U	--	
	MW-36-030718	3/5/2018	18.11	3/7/2018	µg/L	44.2	10 U	75.2	38.4	10 U ^b	10 U	50 U ^b	--	
	MW-36-060718	6/4/2018	15.21	6/7/2018	µg/L	184	1 U	208	134	1 U	2.06	5 U	--	
MW-36B	MW-36B-051116			5/11/2016	µg/L	1 U	1 U	7.2	1 U	1 U	1 U	1 U	0.02 U	
	MW-36B-112916			11/29/2016	µg/L	1 U	1 U	1.6	1 U	1 U	1 U	1 U	--	
	MW-36B-062917			6/29/2017	µg/L	1 U	1 U	1 U	3 U	1 U	1 U	5 U	--	
	MW-36B-062917-FD			6/29/2017	µg/L	1 U	1 U	1 U	3 U	1 U	1 U	5 U	--	
	MW-36B-090817			9/8/2017	µg/L	1 U	1 U	1 U	3 U	1 U	1 U	5 U	--	
	MW-36B-120717	12/4/2017	20.90	12/7/2017	µg/L	1 U	1 U	1 U	3 U	1 U	1 U	5 U	--	
	MW-36B-030718	3/5/2018	17.81	3/7/2018	µg/L	1 U	1 U	1 U	3 U	1 U	1 U	5 U	--	
	7W-36B-060618	6/4/2018	14.84	6/7/2018	µg/L	1 U	1 U	1 U	3 U	1 U	1 U	5 U	--	
MW-37	MW-37-113016			11/30/2016	µg/L	1 U	1 U	1 U	1 U	1 U	1 U	1 U	--	
	MW-37-062817			6/28/2017	µg/L	1 U	1 U	1 U	3 U	1 U	1.44	5 U	--	
	MW-37-090817			9/8/2017	µg/L	1 U	1 U	1 U	3 U	1 U	1.5	5 U	--	
	MW-37-120617	12/4/2017	3.47	12/6/2017	µg/L	1 U	1 U	1 U	3 U	1 U	2.93	5 U	--	
	MW-37-030818	3/5/2018	3.28	3/8/2018	µg/L	1 U	1 U	1 U	3 U	1 U	3.71	5 U	--	
	MW-37-060518	6/4/2018	3.26	6/5/2018	µg/L	1 U	1 U	1 U	3 U	1 U	5.06	5 U	--	
MW-38	MW-38-113016			11/30/2016	µg/L	1 U	1 U	1 U	1 U	1 U	5.5	1 U	--	
	MW-38-031417			3/14/2017	µg/L	1 U	1 U	1 U	3 U	1 U	9.14	5 U	--	
	MW-38-032017			3/20/2017	µg/L	1 U	1 U	1 U	3 U	1 U	7.55	5 U	--	
	MW-38-033117			3/31/2017	µg/L	1 U	1 U	1 U	3 U	1 U	10.2	5 U	--	
	MW-38-040617			4/6/2017	µg/L	1 U	1 U	1 U	3 U	1 U	8.06	5 U	--	

Table 7. Analytical Results for Groundwater

Plantation Pipe Line Company

Lewis Drive Remediation Site, Belton, South Carolina

Site ID #18693 "Kinder Morgan Belton Pipeline Release"

Location	Sample ID	Gauging Date	Depth to Water	Sample Date	Units	Analyte:							
						Benzene	Ethylbenzene	Toluene	Total Xylenes	1,2-DCA	MTBE	Naphthalene	EDB
RBSL ^a :					µg/L	5.0	700	1,000	10,000	5.0	40	25	0.05
MW-38	MW-38-050317			5/3/2017	µg/L	1 U	1 U	1 U	3 U	1 U	9.08	5 U	--
	MW-38-062817			6/28/2017	µg/L	9.71	1.17	1 U	6.63	1 U	1 U	5 U	--
	MW-38-071717			7/17/2017	µg/L	1 U	1 U	1 U	3 U	1 U	8.59	5 U	--
	MW-38-071717-FD			7/17/2017	µg/L	1 U	1 U	1 U	3 U	1 U	9.78	5 U	--
	MW-38-080117			8/1/2017	µg/L	1 U	1 U	1 U	3 U	1 U	7.25	5 U	--
	MW-38-090817			9/8/2017	µg/L	1 U	1 U	1 U	3 U	1 U	12.9	5 U	--
	MW-38-100417	10/3/2017	2.23	10/4/2017	µg/L	1.75	1 U	1 U	3 U	1 U	11.2	5 U	--
	MW-38-110817	11/7/2017	1.88	11/8/2017	µg/L	4.48	1 U	1 U	12.4	1 U	29.2	5 U	--
	MW-38-120617	12/4/2017	2.01	12/6/2017	µg/L	102	1 U	1 U	86.1	1 U	38	5 U	--
	MW-38-010918	1/8/2018	1.95	1/9/2018	µg/L	311	1 U	2.31	158	1 U	49.4	5 U	--
	MW-38-020618	2/5/2018	1.58	2/6/2018	µg/L	389	5 U	5 U	208	5 U	48.8	25 U	--
	MW-38-030818	3/5/2018	1.25	3/8/2018	µg/L	364	5 U	5 U	202	5 U	54.8	25 U	--
	MW-38-040618	4/5/2018	1.50	4/6/2018	µg/L	347	1 U	2.95	221	1 U	68.8	10.4	--
	MW-38-D-040618	4/5/2018	1.50	4/6/2018	µg/L	371	1 U	2.61	190	1 U	67.6	9.46	--
	MW-38-050318	5/2/2018	1.7	5/3/2018	µg/L	378	10 U	10 U	212	10 U ^b	62.1	50 U ^b	--
	MW-38-060518	6/4/2018	1.2	6/5/2018	µg/L	373	1 U	2.49	222	1 U	75.5	9	--
MW-39	MW-39-120716			12/7/2016	µg/L	6,320	682	1,290	3,650	50 U ^b	311	86	--
	MW-39-031417			3/14/2017	µg/L	6,370	431	2,200	3,700	10 U ^b	199	117	--
	MW-39-032017			3/20/2017	µg/L	7,340	704	2,990	4,050	100 U ^b	248	500 U ^b	--
	MW-39-033117			3/31/2017	µg/L	7,540	899	3,140	4,400	50 U ^b	272	250 U ^b	--
	MW-39-040617			4/6/2017	µg/L	6,180	754	3,280	3,860	50 U ^b	257	250 U ^b	--
	MW-39-062817			6/28/2017	µg/L	5,470	58	3,360	3,900	20 U ^b	239	100 U ^b	--
	MW-39-071717			7/17/2017	µg/L	4,690	100 U	3,760	4,580	100 U ^b	344	500 U ^b	--
	MW-39-080117			8/1/2017	µg/L	4,630	100 U	2,880	4,740	100 U ^b	348	500 U ^b	--
	MW-39-090817			9/8/2017	µg/L	3,380	10.7	1,040	2,740	1 U	376	15.6	--
	MW-39-100417	10/3/2017	3.75	10/4/2017	µg/L	1,560	50 U	365	1,350	50 U ^b	305	250 U ^b	--
	MW-39-110817	11/7/2017	4.89	11/8/2017	µg/L	878	50 U	123	368	50 U ^b	442	250 U ^b	--
	MW-39-120617	12/4/2017	5.72	12/6/2017	µg/L	345	50 U	69	150	50 U ^b	355	250 U ^b	--
	MW-39-D-120617	12/4/2017	5.72	12/6/2017	µg/L	286	1 U	31	131	1 U	353	5 U	--
	MW-39-010918	1/8/2018	4.86	1/9/2018	µg/L	23.8	5 U	5 U	15 U	5 U	370	25 U	--
	MW-39-020618	2/5/2018	4.85	2/6/2018	µg/L	46.9	5 U	5 U	15 U	5 U	263	25 U	--
	MW-39-030818	3/5/2018	4.66	3/8/2018	µg/L	1 U	1 U	1 U	3 U	1 U	304	5 U	--
	MW-39-040618	4/5/2018	4.54	4/6/2018	µg/L	1	1 U	1 U	3 U	1 U	297	5 U	--

Table 7. Analytical Results for Groundwater

Plantation Pipe Line Company

Lewis Drive Remediation Site, Belton, South Carolina

Site ID #18693 "Kinder Morgan Belton Pipeline Release"

Location	Sample ID	Gauging Date	Depth to Water	Sample Date	Analyte:	Benzene	Ethylbenzene	Toluene	Total Xylenes	1,2-DCA	MTBE	Naphthalene	EDB
					Units	5.0	700	1,000	10,000	5.0	40	25	0.05
RBSL ^a :					µg/L	5.0	700	1,000	10,000	5.0	40	25	0.05
MW-39	MW-39-050318	5/2/2018	4.48	5/3/2018	µg/L	10 U	10 U	10 U	30 U	10 U ^b	287	50 U ^b	--
	MW-39-060518	6/4/2018	4.34	6/5/2018	µg/L	1 U	1 U	1 U	3 U	1 U	322	5 U	--
MW-40	MW-40-120716			12/7/2016	µg/L	6,730	588	7,460	3,390	50 U ^b	373	64.8	--
	MW-40-031417			3/14/2017	µg/L	11,600	1,280	16,100	7,260	50 U ^b	691	250 U ^b	--
	MW-40-032017			3/20/2017	µg/L	12,300	1,330	19,600	7,500	200 U ^b	654	1,000 U ^b	--
	MW-40-033117			3/31/2017	µg/L	13,300	1,500	19,500	8,070	100 U ^b	727	500 U ^b	--
	MW-40-040617			4/6/2017	µg/L	10,400	1,180	16,200	6,570	200 U ^b	650	1,000 U ^b	--
	MW-40-062817			6/28/2017	µg/L	9,250	1,030	19,200	6,540	500 U ^b	590	2,500 U ^b	--
	MW-40-071717			7/17/2017	µg/L	11,400	1,210	25,300	7,430	500 U ^b	727	2,500 U ^b	--
	MW-40-080117			8/1/2017	µg/L	12,000	1,120	23,200	8,070	500 U ^b	631	2,500 U ^b	--
	MW-40-090817			9/8/2017	µg/L	14,300	1,250	28,700	9,250	20 U ^b	716	219	--
	MW-40-100417	10/3/2017	1.95	10/4/2017	µg/L	13,800	1,000 U ^b	28,800	9,530	1,000 U ^b	1,000 U ^b	5,000 U ^b	--
	MW-40-110817	11/7/2017	2.11	11/8/2017	µg/L	13,500	1,000 U ^b	23,000	9,290	1,000 U ^b	1,000 U ^b	5,000 U ^b	--
	MW-40-120617	12/4/2017	3.43	12/6/2017	µg/L	14,300	1,000 U ^b	22,300	10,100	1,000 U ^b	1,000 U ^b	5,000 U ^b	--
	MW-40-010918	1/8/2018	2.72	1/9/2018	µg/L	12,400	773	22,300	10,200	200 U ^b	497	1,000 U ^b	--
	MW-40-020618	2/5/2018	2.75	2/6/2018	µg/L	11,100	777	20,300	9,350	200 U ^b	373	1,000 U ^b	--
	MW-40-030818	3/5/2018	2.44	3/8/2018	µg/L	8,450	498	14,500	7,580	50 U ^b	337	250 U ^b	--
	MW-40-040618	4/5/2018	2.32	4/6/2018	µg/L	6,710	212	8,350	5,460	100 U ^b	423	500 U ^b	--
	MW-40-050318	5/2/2018	2.23	5/3/2018	µg/L	2,890	100 U	3,490	3,350	100 U ^b	288	500 U ^b	--
	MW-40-060518	6/4/2018	1.98	6/5/2018	µg/L	472	16.8	514	1,490	1 U	255	20.4	--
MW-41	MW-41-120716			12/7/2016	µg/L	212	2 U	2 U	155	2 U	6.7	5.6	--
	MW-41-031417			3/14/2017	µg/L	469	1.78	1 U	275	1 U	4.34	18.1	--
	MW-41-032017			3/20/2017	µg/L	424	2.62	1 U	342	1 U	1 U	16.9	--
	MW-41-033117			3/31/2017	µg/L	449	5 U	5 U	343	5 U ^b	5 U	25 U ^b	--
	MW-41-040617			4/6/2017	µg/L	470	2.06	1 U	258	1 U	3.84	10.6	--
	MW-41-062817			6/28/2017	µg/L	292	8.83	2.09	271	1 U	3.36	13.3	--
	MW-41-071717			7/17/2017	µg/L	487	15.8	3.09	366	1 U	3.62	27.9	--
	MW-41-080117			8/1/2017	µg/L	371	10 U	10 U	260	10 U ^b	10 U	50 U ^b	--
	MW-41-090817			9/8/2017	µg/L	189	1.51	1 U	90	1 U	3.74	5 U	--
	MW-41-100417	10/3/2017	4.37	10/4/2017	µg/L	93.5	1 U	1 U	59.9	1 U	1.84	5 U	--
	MW-41-110817	11/7/2017	4.39	11/8/2017	µg/L	99.6	1 U	1 U	56.6	1 U	2.46	5.68	--
	MW-41-120617	12/4/2017	5.55	12/6/2017	µg/L	27.6	1 U	1 U	11.1	1 U	1.62	5 U	--

Table 7. Analytical Results for Groundwater

Plantation Pipe Line Company

Lewis Drive Remediation Site, Belton, South Carolina

Site ID #18693 "Kinder Morgan Belton Pipeline Release"

Location	Sample ID	Gauging Date	Depth to Water	Sample Date	Units	Analyte:							
						Benzene	Ethylbenzene	Toluene	Total Xylenes	1,2-DCA	MTBE	Naphthalene	EDB
RBSL ^a :					µg/L	5.0	700	1,000	10,000	5.0	40	25	0.05
MW-41	MW-41-010918	1/8/2018	4.40	1/9/2018	µg/L	2.06	1 U	1 U	3 U	1 U	1.43	5 U	--
	MW-41-020618	2/5/2018	3.82	2/6/2018	µg/L	1 U	1 U	1 U	3 U	1 U	1 U	5 U	--
	MW-41-030818	3/5/2018	3.94	3/8/2018	µg/L	1 U	1 U	1 U	3 U	1 U	1 U	5 U	--
	MW-41-040618	4/5/2018	4.00	4/6/2018	µg/L	1 U	1 U	1 U	3 U	1 U	1 U	5 U	--
	MW-41-050318	5/2/2018	3.8	5/3/2018	µg/L	1 U	1 U	1 U	3 U	1 U	1 U	5 U	--
	MW-41-060518	6/4/2018	3.69	6/5/2018	µg/L	1 U	1 U	1 U	3 U	1 U	1 U	5 U	--
MW-42	MW-42-120716			12/7/2016	µg/L	3.8	1 U	1 U	2.7	1 U	1 U	1 U	--
	MW-42-031417			3/14/2017	µg/L	19.3	1 U	1 U	3 U	1 U	1.12	5 U	--
	MW-42-032017			3/20/2017	µg/L	59.6	1 U	1 U	16.9	1 U	1.24	5 U	--
	MW-42-033117			3/31/2017	µg/L	135	1 U	1 U	73.8	1 U	1 U	5.19	--
	MW-42-040617			4/6/2017	µg/L	93.5	1 U	1 U	53.3	1 U	1.18	5 U	--
	MW-42-062817			6/28/2017	µg/L	15.1	1 U	1 U	11.7	1 U	1.25	5 U	--
	MW-42-090817			9/8/2017	µg/L	143	1 U	1 U	100	1 U	1.51	5.52	--
	MW-42-120617	12/4/2017	5.26	12/6/2017	µg/L	9.82	1 U	1 U	45	1 U	1.24	5 U	--
	MW-42-030818	3/5/2018	4.86	3/8/2018	µg/L	1.02	1 U	1 U	3 U	1 U	1 U	5 U	--
	MW-42-060518	6/4/2018	5.37	6/5/2018	µg/L	1 U	1 U	1 U	3 U	1 U	1 U	5 U	--
MW-43	MW-43-110817	11/7/2017	4.45	11/8/2017	µg/L	1 U	1 U	1 U	3 U	1 U	1 U	5 U	--
	MW-43-120617	12/4/2017	4.50	12/6/2017	µg/L	1 U	1 U	1 U	3 U	1 U	1 U	5 U	--
	MW-43-010918	1/8/2018	4.35	1/9/2018	µg/L	1 U	1 U	1 U	3 U	1 U	1 U	5 U	--
	MW-43-020618	2/5/2018	3.70	2/6/2018	µg/L	1 U	1 U	1 U	3 U	1 U	1 U	5 U	--
	MW-43-030818	3/5/2018	3.90	3/8/2018	µg/L	1 U	1 U	1 U	3 U	1 U	1 U	5 U	--
	MW-43-040618	4/5/2018	4.18	4/6/2018	µg/L	1 U	1 U	1 U	3 U	1 U	1 U	5 U	--
	MW-43-050318	5/2/2018	4.26	5/3/2018	µg/L	1 U	1 U	1 U	3 U	1 U	1 U	5 U	--
	MW-43-060618	6/4/2018	4.28	6/6/2018	µg/L	1 U	1 U	1 U	3 U	1 U	1 U	5 U	--
MW-43B	MW-43B-120617	12/4/2017	4.08	12/6/2017	µg/L	1 U	1 U	1 U	3 U	1 U	1 U	5 U	--
	MW-43B-030818	3/5/2018	1.21	3/8/2018	µg/L	1 U	1 U	1 U	3 U	1 U	1 U	5 U	--
	MW-43B-060618	6/4/2018	0.9	6/6/2018	µg/L	1 U	1 U	1 U	3 U	1 U	1 U	5 U	--
MW-44	--			3/13/2017	--	NS-IW	NS-IW	NS-IW	NS-IW	NS-IW	NS-IW	NS-IW	NS-IW
	MW-44-062917			6/29/2017	µg/L	1.06	1 U	7.12	3.11	1 U	1 U	5 U	--
	--			9/5/2017	--	NS-IW	NS-IW	NS-IW	NS-IW	NS-IW	NS-IW	NS-IW	NS-IW
	--	12/4/2017	9.40	12/4/2017	--	NS-IW	NS-IW	NS-IW	NS-IW	NS-IW	NS-IW	NS-IW	NS-IW
	MW-44-030818	3/5/2018	4.00	3/8/2018	µg/L	1 U	1 U	1 U	3 U	1 U	1 U	5 U	--
	MW-44D-030818	3/5/2018	4.00	3/8/2018	µg/L	1 U	1 U	1 U	3 U	1 U	1 U	5 U	--
	MW-44-060518	6/4/2018	3.16	6/5/2018	µg/L	1 U	1 U	1 U	3 U	1 U	1 U	5 U	--

Table 7. Analytical Results for Groundwater

Plantation Pipe Line Company

Lewis Drive Remediation Site, Belton, South Carolina

Site ID #18693 "Kinder Morgan Belton Pipeline Release"

Location	Sample ID	Gauging Date	Depth to Water	Sample Date	Analyte:	Benzene	Ethylbenzene	Toluene	Total Xylenes	1,2-DCA	MTBE	Naphthalene	EDB
					Units	5.0	700	1,000	10,000	5.0	40	25	0.05
RBSL ^a :					µg/L	5.0	700	1,000	10,000	5.0	40	25	0.05
MW-44B	MW-44B-031317			3/13/2017	µg/L	1 U	1 U	1 U	3 U	1 U	1 U	5 U	--
	MW-44B-062817			6/28/2017	µg/L	1 U	1 U	2.39	3 U	1 U	1 U	5 U	--
	MW-44B-090717			9/7/2017	µg/L	1 U	1 U	3.07	3 U	1 U	1 U	5 U	--
	MW-44B-120517	12/4/2017	14.32	12/5/2017	µg/L	1 U	1 U	2.27	3 U	1 U	1 U	5 U	--
	MW-44B-030818	3/5/2018	12.10	3/8/2018	µg/L	1 U	1 U	1 U	3 U	1 U	1 U	5 U	--
	MW-44B-060518	6/4/2018	9.5	6/5/2018	µg/L	1 U	1 U	1 U	3 U	1 U	1 U	5 U	--
	MW-44B-D-060518	6/4/2018	9.5	6/5/2018	µg/L	1 U	1 U	1 U	3 U	1 U	1 U	5 U	--
MW-45	--			3/13/2017	--	NS-IW	NS-IW	NS-IW	NS-IW	NS-IW	NS-IW	NS-IW	NS-IW
	--			3/20/2017	--	NS-IW	NS-IW	NS-IW	NS-IW	NS-IW	NS-IW	NS-IW	NS-IW
	--			3/31/2017	--	NS-IW	NS-IW	NS-IW	NS-IW	NS-IW	NS-IW	NS-IW	NS-IW
	--			4/6/2017	--	NS-IW	NS-IW	NS-IW	NS-IW	NS-IW	NS-IW	NS-IW	NS-IW
	--			5/3/2017	--	NS-IW	NS-IW	NS-IW	NS-IW	NS-IW	NS-IW	NS-IW	NS-IW
	MW-45-062917			6/29/2017	µg/L	1 U	1 U	1 U	3 U	1 U	1 U	5 U	--
	MW-45-071717			7/17/2017	µg/L	1 U	1 U	1 U	3 U	1 U	1 U	5 U	--
	MW-45-080217			8/2/2017	µg/L	1 U	1 U	1 U	3 U	1 U	1 U	5 U	--
	--			9/5/2017	--	NS-IW	NS-IW	NS-IW	NS-IW	NS-IW	NS-IW	NS-IW	NS-IW
	--	10/3/2017	14.25	10/4/2017	--	NS-IW	NS-IW	NS-IW	NS-IW	NS-IW	NS-IW	NS-IW	NS-IW
	--	11/7/2017	14.24	11/8/2017	--	NS-IW	NS-IW	NS-IW	NS-IW	NS-IW	NS-IW	NS-IW	NS-IW
	--	12/4/2017	14.22	12/4/2017	--	NS-IW	NS-IW	NS-IW	NS-IW	NS-IW	NS-IW	NS-IW	NS-IW
	--	1/8/2018	14.25	1/8/2018	--	NS-IW	NS-IW	NS-IW	NS-IW	NS-IW	NS-IW	NS-IW	NS-IW
	--	2/5/2018	13.95	2/6/2018	--	NS-IW	NS-IW	NS-IW	NS-IW	NS-IW	NS-IW	NS-IW	NS-IW
	MW-45-030618	3/5/2018	12.31	3/6/2018	µg/L	24.3	6.11	28.9	41.2	1 U	1 U	5 U	--
	MW-45-040618	4/5/2018	11.30	4/6/2018	µg/L	21.9	3.08	19.6	36.6	1 U	1 U	5 U	--
	MW-45-050318	5/2/2018	10.74	5/3/2018	µg/L	2.65	1 U	1 U	1 U	1 U	3.35	5 U	--
	MW-45-060718	6/4/2018	24.15	6/7/2018	µg/L	1 U	1 U	1 U	3 U	1 U	1 U	5 U	--
MW-45B	MW-45B-031317			3/13/2017	µg/L	1 U	1 U	1 U	3 U	1 U	1 U	5 U	--
	MW-45B-032017			3/20/2017	µg/L	1 U	1 U	1 U	3 U	1 U	1 U	5 U	--
	MW-45B-033117			3/31/2017	µg/L	1 U	1 U	1 U	3 U	1 U	1 U	5 U	--
	MW-45B-040617			4/6/2017	µg/L	1 U	1 U	1 U	3 U	1 U	1 U	5 U	--
	MW-45B-062817			6/28/2017	µg/L	1 U	1 U	1.73	3 U	1 U	1 U	5 U	--
	--			9/5/2017	--	NS-IW	NS-IW	NS-IW	NS-IW	NS-IW	NS-IW	NS-IW	NS-IW
	MW-45B-120717	12/4/2017	15.93	12/7/2017	µg/L	1 U	1 U	3.26	3 U	1 U	1 U	5 U	--
	MW-45B-030618	3/5/2018	14.65	3/6/2018	µg/L	1 U	1 U	2.75	3 U	1 U	1 U	5 U	--
	MW-45B-060718	6/4/2018	25.13	6/7/2018	µg/L	1 U	1 U	1.94	3 U	1 U	1 U	5 U	--

Table 7. Analytical Results for Groundwater

Plantation Pipe Line Company

Lewis Drive Remediation Site, Belton, South Carolina

Site ID #18693 "Kinder Morgan Belton Pipeline Release"

Location	Sample ID	Gauging Date	Depth to Water	Sample Date	Units	Analyte:							
						Benzene	Ethylbenzene	Toluene	Total Xylenes	1,2-DCA	MTBE	Naphthalene	EDB
RBSL ^a :					µg/L	5.0	700	1,000	10,000	5.0	40	25	0.05
MW-46	MW-46-120617	12/4/2017	9.48	12/6/2017	µg/L	4.97	1 U	1 U	7.74	1 U	85.5	5 U	--
	MW-46-030618	3/5/2018	6.33	3/6/2018	µg/L	173	1.76	16.5	29.5	1 U	129	7.21	--
	MW-46-060518	6/4/2018	5.2	6/5/2018	µg/L	294	1 U	11.8	147	1 U	184	5 U	--
MW-47	MW-47-120617	12/4/2017	17.75	12/6/2017	µg/L	1 U	1 U	1 U	3 U	1 U	1 U	5 U	--
	MW-47-030718	3/5/2018	14.74	3/7/2018	µg/L	1 U	1 U	1 U	3 U	1 U	1 U	5 U	--
	MW-47-060618	6/4/2018	13.92	6/6/2018	µg/L	1 U	1 U	1 U	3 U	1 U	1 U	5 U	--
MW-48B	MW-48B-120617	12/4/2017	18.22	12/6/2017	µg/L	1 U	1 U	1 U	3 U	1 U	2.92	5 U	--
	MW-48B-030718	3/5/2018	16.70	3/7/2018	µg/L	1 U	1 U	1 U	3 U	1 U	2.97	5 U	--
	MW-48B-060618	6/4/2018	15.91	6/6/2018	µg/L	1 U	1 U	1 U	3 U	1 U	2.12	5 U	--
	MW-48B-D-060618	6/4/2018	15.91	6/6/2018	µg/L	1 U	1 U	1 U	3 U	1 U	2.11	5 U	--
MW-49	MW-49-120617	12/4/2017	20.29	12/6/2017	µg/L	1 U	1 U	1 U	3 U	1 U	1 U	5 U	--
	MW-49-030818	3/5/2018	17.68	3/8/2018	µg/L	1 U	1 U	1 U	3 U	1 U	1 U	5 U	--
	MW-49-060518	6/4/2018	14.95	6/5/2018	µg/L	1 U	1 U	1 U	3 U	1 U	1 U	5 U	--
MW-50B	MW-50B-120617	12/4/2017	21.37	12/6/2017	µg/L	1.37	1 U	1 U	3 U	1 U	35.5	5 U	--
	MW-50B-030718	3/5/2018	19.10	3/7/2018	µg/L	1 U	1 U	1 U	3 U	1 U	26.7	5 U	--
	MW-50B-060618	6/4/2018	18.36	6/6/2018	µg/L	1 U	1 U	1 U	3 U	1 U	21.8	5 U	--

Notes:

^a RBSL = Risk-based screening levels identified in South Carolina Underground Storage Tank Management Division Programmatic Quality Assurance Program Plan, Revision 3.1, Table D1 "RBSLs for Groundwater", February 2016

^b The analyte was analyzed for, but was not detected above the laboratory reporting/quantitation limit. However, the laboratory reporting/quantitation limit is above the screening criteria. The actual absence or presence of this analyte between the screening criteria and the laboratory reporting/quantitation limit can not be determined.

*Unable to collect depth to water due to fluctuation of the well from air bubbling.

Samples analyzed by EPA Methods SW 8260B and 8011

Bold indicates the analyte was detected above the method detection limit.

Gray shading indicates the analyte exceeded RBSLs.

U = analyte was not detected above the reported sample quantitation limit

µg/L = microgram(s) per liter

1,2-DCA = 1,2-dichloroethane

EDB = 1,2-dibromoethane

ID = identification

MTBE = methyl tertiary butyl ether

NS-FP = sample not collected due to the presence of free product in the well

NS-HS = sample not collected due to health and safety concerns

NS-IW = sample not collected due to insufficient volume of water in well

NS-OL = sample not collected because it was overlooked in the field

NS-SL = sample not analyzed due to sample being lost in transit to laboratory

Attachment A
Field Logbooks, Gauging Sheets, and
Purge Logs

Table 2 - DO Measurement List

SM: Tom Wiley

Client: Plantation Pipe Line

Weather: _____

PN: 699858.LD.MR.GW

Project: Monthly Monitoring

Measuring Method: YSI proODO, Oil/Water Interface Probe

Technicians: _____

Date: _____

Sample Location	Time	PID Reading (ppm)	Depth to Product (ft BTOC)	Depth to Water (ft BTOC)	Total Depth ¹ (ft BTOC)	DO(mg/L)	Comments (i.e. lid bolted down, missing bolts, condition of cap, replace cap, vault bolted down, water in vault, smell, etc.)
Hayfield Zone							
MW-02	1255	27.3	-	0	20.58	11.90	has TROLL
MW-02B	1300	1.2	-	4.23	81.72	4.60	TD = 83.08
MW-03	1113	0	-	16.5	20.28	12.34	TD = 20.46
MW-04	1121	0	-	6.23	19.56	8.64	
MW-05	1134	0.2	-	10.47	19.90	--	
MW-07	1140	667.2	-	9.44	14.34	--	
MW-08	1428	-	-	5.63	19.84	-	has Skimmer, not gauged
MW-09	-	-	-	-	20.21	-	could not open
MW-10	0958	0	-	6.43	23.21	7.68	has BaroTROLL
MW-16	1410	102.5	-	-	20.58	-	sparge system on, could not get accurate reading, possible product
MW-18	1444	2058	11.70	12.12	20.11	-	
MW-30	1035	0	-	10.47	14.70	4.43	
MW-31	0926	0	-	17.25	28.03	--	TD = 28.30
MW-45	0935	0	-	24.15	14.45	--	TD = 34.04
TW-55	1330	0.3	-	0	27.33	12.02	
TW-64	0900	0	-	14.44	52.85	7.96	
TW-96	1020	0	-	0	27.33	10.62	TD = 28.50
Shallow Bedrock Zone							
MW-01	1318	35.6	0	3.83	16.58	1.24	has BaroTROLL TD = 15.57
MW-01B	13.21	0.3	-	6.47	44.52	1.15	TD = 21.81
MW-11	-	-	-	-	32.40	-	has sock, not gauged
MW-22	1040	1.7	-	5.72	10.34	1.23	TD = 10.35

BTOC - below top of casing

¹Total depths collected 4/5/18

ppm - parts per million

ft - feet

SM - Site Manager

PN - Project Number

- wells historically found to have product

Table 2 - DO Measurement List

SM: Tom Wiley

Client: Plantation Pipe Line

Weather: Sunny, 80°F

PN: 699858.LD.MR.GW

Project: Monthly Monitoring

Measuring Method: YSI proODO, Oil/Water Interface Probe

Technicians: K. Seaton, E. Harter, B. Farney, C. Cameron

Date: 6-4-18

Sample Location	Time	PID Reading (ppm)	Depth to Product (ft BTOC)	Depth to Water (ft BTOC)	Total Depth ¹ (ft BTOC)	DO(mg/L)	Comments (i.e. lid bolted down, missing bolts, condition of cap, replace cap, vault bolted down, water in vault, smell, etc.)
Brown's Creek Protection Zone							
MW-12	1530	486.1	9.30 -	9.20	21.03	10.53	has TROLL TD=20.80
MW-12B	1535	9.4	-	9.83	44.31	1.24	TD=49.12
MW-15	-	-	-	-	19.18	-	has TROLL skimmer, not gauged
MW-15B	1745	4.6	-	13.84	80.90	3.88	
MW-25	1940	0	-	6.73	18.08	9.20	has TROLL
MW-25B	1945	0	-	3.41	53.13	5.55	TD=59.65
MW-28	1637	0.8	-	19.52	26.08	4.85	
MW-34	1735	0.8	-	2.34	7.82	-	
MW-35	1950	0.5	-	8.15	26.26	-	TD=28.25
MW-38	1750	0.2	-	1.20	11.51	-	
MW-39	1730	17.6	-	4.34	13.03	-	has TROLL
MW-40	1726	21.3	-	1.98	13.15	-	has TROLL
MW-41	1720	0	-	3.69	13.19	-	
MW-43	1710	0.1	-	4.28	10.30	-	
SW-01	1820	-	-	-	-	6.53	
SW-03	1620	-	-	-	-	9.50	
SW-12	1613	-	-	-	-	9.34	
SW-13	1605	-	-	-	-	6.09	
TW-59	1450	0.6	-	0	22.00	9.34	TD=20.85
TW-60	1515	-	-	0	40.50	-	BUBBLING OUT OF CAPSULE, could not attain stable DO
TW-66	1700	0.2	-	0	23.70	10.33	
Cupboard Creek Protection Zone							
MW-19	0854	1675	-	7.81	12.15	4.20	12.14-TD
MW-20	-	-	-	-	19.40	-	has TROLL skimmer, not gauged
MW-23	0925	0.3	6.33 -	23.16.33	23.21	-	TD=23.11
MW-26	0912	1.3	2.04 -	17.122.01	17.12	5.77	TD=17.12
MW-29	1010	7.7	-	3.23	14.95	1.59	TD=14.97 has TROLL
TW-67	1950	12.1	-	8.14	26.46	11.11	TD=24.30
TW-73	1955	23.7	-	13.09	14.07	10.80	TD=13.74

SKimmer -

Lewis Drive Monitoring Sheet 1

Name(s): K. Sexton, B. Garvey, E. Herker, C. Carruba
 Date: 4-6-18
 Weather: Summer, 80°F

Contractor	# Personnel
Jacobs	
A&D/ECS	
Kinder Morgan	

Weekly Gauging

* Confirm all instances of LNAPL with a bailer.

Well ID	Depth to LNAPL* (ft BTOC)	Depth to Water (ft BTOC)	Total Depth (if requested)
RS-01		could not open, rusty lock	
RS-05			
RT-1A			
RT-1B			
RT-1C			
RT-2A	-	not there, cat	
RT-2B	-	0.68	2.28
RT-2C	-	0.95	9.90
RT-2D	-	1.20	7.01
RT-2E	-	1.34	8.32
RT-2F	-	1.66	9.32
RT-2G	-	1.08	9.99
RT-2H	-	damaged	
RT-2I	-	1.02	9.99
RT-2J	-	1.02	9.99
RT-2K	-	1.02	9.99
RT-2L	-	1.03	5.82
RW-02			
RW-04			
RW-05			
RW-06	-	23.38	
RW-07			
RW-09	-	8.95	39.78
RW-11	-	11.55	21.01
RW-12	-	11.95	16.89
RW-15			

These features only gauged once a month

RS-02			
RS-04	-	5.98	9.96
RS-06	-	7.12	23.68
RS-07	-	9.16	15.64
RS-08			
RS-09			
RS-10			
RS-11	-	6.25	17.24
RS-12	-	6.59	20.09
RS-13	-	3.14	17.50
RS-14			
RS-15	-	2.91	17.31
RS-16	-	3.18	18.58
RS-17			
RS-18	-	6.36	19.29
RS-19		damaged	
RS-20	-	3.80	10.80
RW-01	-	11.05	20.72
RW-03			
RW-08			
RW-10	-	8.95	58.61
RW-13		DO NOT GAUGE	
RW-14	-	9.97	44.56
MW-01			
MW-01B			

= locations with skimmers
 = locations with socks
 Red ID needs DO measurement

This column only gauged once per month

Well ID	Depth to LNAPL* (ft BTOC)	Depth to Water (ft BTOC)	Total Depth (if requested)
MW-02			
MW-02B			
MW-03			
MW-04			
MW-05			
MW-06	-	10.32	19.26
MW-06B	-	10.15	57.63
MW-07			
MW-08	-	-	-
MW-09**	-	-	-
MW-09B	-	5.70	138.0
MW-10			
MW-11	-	-	-
MW-12			
MW-12B			
MW-13	-	18.80	22.24
MW-13B	-	19.56	58.20
MW-14	-	13.48	22.24
MW-14B	-	15.09	67.34
MW-15			
MW-15B			
MW-16			
MW-17	-	10.80	11.20
MW-17B	-	12.05	23.95
MW-18			
MW-19			
MW-20	-	-	-
MW-21	-	12.43	20.69
MW-22			
MW-23			
MW-23B	-	6.06	53.59
MW-24	-	4.45	15.32
MW-24B	-	5.12	49.10
MW-25			
MW-25B			
MW-26			
MW-26B	-	3.66	41.29
MW-27	-	22.55	29.82
MW-27B	-	28.42	50.48
MW-28			
MW-29			
MW-30			
MW-31			
MW-31B	-	17.72	72.70
MW-32	-	11.16	28.85
MW-33	-	22.35	29.69
MW-33T	-	27.56	100.20
MW-34			
MW-35	-	8.15	25.25
MW-36	-	15.21	23.67
MW-36B	-	14.94	56.0
MW-37	-	3.26	18.11
MW-38			
MW-39			
MW-40			

**well plug blown out last month, use caution
 *gauging not needed, only DO

This column only gauged once per month

Well ID	Depth to LNAPL* (ft BTOC)	Depth to Water (ft BTOC)	Total Depth (if requested)
MW-41			
MW-42	-	5.37	13.38
MW-43			
MW-43B	-	0.9	55.70
MW-44	-	3.16	9.76
MW-44B	-	9.50	34.49
MW-45			
MW-45B	-	25.13	31.42
MW-46	-	5.20	17.10
MW-47	-	13.92	22.83
MW-48B	-	15.91	78.29
MW-49	-	14.95	23.35
MW-50B	-	18.36	108.65
TW-04R	-	1.64	5.25
TW-05R	-	1.40	7.60
TW-14R	-	2.85	5.00
TW-15R	-	1.02	1.95
TW-21	-	0.25	9.81
TW-28	-	20.09	28.46
TW-30	-	18.95	23.26
TW-34	-	22.14	22.24
TW-35	-	22.67	22.73
TW-40	-	25.83	31.45
TW-41	-	23.46	31.59
TW-42	22.14	22.79	27.85
TW-45	-	24.15	34.04
TW-46		damaged	
TW-55			
TW-59			
TW-60			
TW-64			
TW-65	-	18.54	42.72
TW-66			
TW-67			
TW-68			
TW-69			
TW-70	-	15.39	42.05
TW-73			
TW-76	-	10.32	38.92
TW-81	-	0.23	6.22
TW-82	-	0.6	9.30
TW-83	-	0.47	14.96
TW-84	-	1.99	3.75
TW-85	-	0	39.30
TW-86	-	3.10	5.62
TW-87	-	3.30	6.83
TW-90	-	0	46.0
TW-94	-	0	39.38
TW-96			
SW-01			
SW-02	-	1.74	
SW-03			
SW-05	-	no water (dry)	
SW-08	-	0.86	
SW-10	-	0.44	
SW-12*			
SW-13*			

Table 1. Wells With Measurable Product Thickness

Plantation Pipe Line Company

Lewis Drive Remediation Site, Belton, South Carolina

Site ID #18693 "Kinder Morgan Belton Pipeline Release"

Well Identifier ¹	Installation	Week	Replacement skimmer type	DTW	Recommendation
	Date: 2/13/2018	6/7/2018			
	Initial skimmer type	Volume of product recovered (fl oz)			
MW-08	2" D, 1-L	0		6.22	2-inch diameter, 1-liter passive skimmer
MW-15	2" D, 1-L	0		10.56	2-inch diameter, 1-liter passive skimmer
MW-20	2" D, 1-L	1.0		8.50	2-inch diameter, 1-liter passive skimmer
RS-01	4"D, 4-L	Could not open - lock rusty -			4-inch diameter, 4-liter passive skimmer
RS-02	4"D, 4-L	1.0		4.65	4-inch diameter, 4-liter passive skimmer
RS-05	4"D, 4-L	1.0		6.64	4-inch diameter, 4-liter passive skimmer
RS-10	4"D, 4-L	0		5.69	4-inch diameter, 4-liter passive skimmer
RS-14	4"D, 4-L	1.0		3.85	4-inch diameter, 4-liter passive skimmer
RS-17	4"D, 4-L	1.0		3.02	4-inch diameter, 4-liter passive skimmer
RW-02	4"D, 4-L	1.0		20.17	4-inch diameter, 1-liter passive skimmer
RW-03	4"D, 1-L	221.0		21.30	4-inch diameter, 4-liter passive skimmer
RW-04	4"D, 4-L	232.0		26.12	4-inch diameter, 4-liter passive skimmer
RW-05	4"D, 4-L	223		29.99	4-inch diameter, 4-liter passive skimmer
RW-07	4"D, 4-L	0		20.40	4-inch diameter, 4-liter passive skimmer
RW-08	4"D, 4-L	0		—	4-inch diameter, 4-liter passive skimmer
RW-15	4"D, 4-L	0		10.34	4-inch diameter, 4-liter passive skimmer

Table 2. Socks

Well Identifier ¹	Installation	Week	Replaced? (Y/N)	If replaced, record weight of empty sock (lbs) g.	Recommendation
	Date: 2/13/2018				
	Weight of empty sock (lbs) g.	Weight of sock (lbs) g.			
MW-11	105	690	Y	80	Oil-only absorbent sock
RS-08	not installed	825	Y	90	Oil-only absorbent sock
RT-2K	not installed	700	Y	110	Oil-only absorbent sock
RT-1A	not installed	785	Y	90	Oil-only absorbent sock

RT-1B

not installed

755

4

90

Oil-only absorbent sock

9.91

RT-1C

not installed

720

4

90

Oil-only absorbent sock

10.50

DTW



PROJECT NUMBER 699858.LD.MR.GW	WELL NUMBER SHEET 1 OF 1
-----------------------------------	-----------------------------

LOW FLOW SAMPLING LOG

Well Number: MW-19	Site: Lewis Drive Site, Belton, SC
Field Crew: K. Sexton	Date: 6-5-18
Well Depth (ft): 12.15	Purge
DTW (ft): 10.04	Methodology: low flow
Water Column (ft): 2.11	
Well Diameter (in): 2"	
Gal. Per ft: .163	
Well volume (gal): 343	
Depth of Screen (ft):	

Diameter	Gal. Per Foot	Diameter	Gal. Per Foot
0	0.163	5'	1.02
3"	0.367	6'	1.469
4"	0.653	8'	2.611

Water level indicator, serial number: 27681, solid
 Pump type (please circle): Peristaltic Bladder
 Pump serial number: 034906

PID reading: opening well - after venting, if initially high 134 middle of sampling 1272 closing well -

Field Parameters										
Time	DTW (toc)	Flow Rate (ml/min)	Total Volume (gal)	pH (Std. Units)	Temp (°C)	Cond. (mS/cm)	ORP (mV)	D.O. (mg/L)	Turbidity (NTU)	Color/Odor
Stabilization	<0.33' or 4"	100-500	NA	±0.1 SU	±1°C	±5%	±20 mV	within 0.2 mg/L	±10% or < 10	NA
102	10.04	150		6.85	21.34	.206	61.2	3.57	244	brown, murky, stale
1127	10.41	150	.2	5.76	19.07	.190	76.7	2.78	188	"
1132	10.87	150	.4	5.66	19.07	.171	84.3	5.23	116.78	
1137	11.25	150	.6	5.56	18.84	.168	100.7	4.41	86.7	
1139	12.15									dry

Remarks: well purged dry with 2 well volumes purged - will sample after recovery on 6-6-18, Fe²⁺ = 2.0 mg/L

SAMPLING INFORMATION:

Depth to Water Before Sampling: 7.45 Depth sample was acquired: 12'

Sample Methodology: shaw

Sample Date/Time: 6-6-18, 0747

Signed Sampler: [Signature]

Filtered Metals Collected: Y / N Filter Size: -

Sample Observations: sparge system very active, pushed water level back up


Parameters (please circle): VOCs SVOCs Dissolved Metals Other:

alk., nitrate, Ferrous Iron, Methane

Location BELTON, SC Date 6-4-18Project / Client LEWIS DRAUTHOR: K. SEXTONTASK: Groundwater ~~gauging~~ ^{gauging} and
Surface water gaugingTEAM: K. Sexton, B. Garry, C. Curran,
E. HarkerEquipment: ① Mini-lac # 037608 cal # MBH-248-100-8
② Mini-lac # 038258 cal # GBH-248-100-18
③ Solinst # 27681 ④ 000
⑤ Solinst # 37062 ⑥ YSI 550 DO0700 Team onsite, hold Ptsp0715 Begin cal.

① 0.0, 100.0

② 0.0, 100.0

0730 Begin gauging1145 Break for lunch, attempt to contact O'Neil Farm1230 Return onsite2000 Team completes gauging2015 Team offsite6-4-18

Location Belton, SC Date 6/5/18
Project / Client Lewis Drive quarterly groundwater event

- 0800 morning into located in office
Field logbook
0920 Collect MW-26B-060518
0940 Collect MW-26-060518
0952 Collect MW-23-060518
1002 Collect MW-23B-060518
1038 Collect MW-44-060518
1045 collect MW-44B-060518
1110 collect MW-27B-060518
1120 collect MW-27-060518
1135 Collect MW-01B-060518
1140 collect FBOT-060518
1220 off-site for lunch
1310 back on site from lunch. Will continue collecting samples with Hydrastokes.
1340 Collect MW-01-060518 Ferrus Iron = 0.0ppm
1400 ~~Collect MW-08-060518 Sample will require low-flow.~~
440 collect MW-12-060518 Ferrus Iron = 0.0ppm
1505 Collect MW-25-060518 Ferrus Iron = 0.0ppm
1522 Collect MW-42-060518 Ferrus Iron = 0.0ppm

Location Belton, SC Date 6-5-18
Project / Client Lewis Dr / Orelly GW sampling

- 1550 Collect MW-40-060518
Ferrus Iron = 0.0ppm
1600 Headed back to staging area to finish COLs, organize samples, and pick-up coolers for shipping to FedEx ESC labs.
1700 ~~off~~ B. Harvey & E. Harker off site to ship cooler / FedEx.
Note: MW-44B-D-060518 collected @ 1045.

~~off~~
6/5/18

Location Belton, SC Date 6-5-18

Project / Client Lewis Dr.

K. Sexton

TASK: Groundwater sampling
TEAM: K. Sexton, B. Gannay, E. Harker, J. Morgan
Equip.: see pg 83

0800 Team onsite, hold PtSP
0810 Prep field equip.
0850 Begin sampling
0900 MW-29-060518 VOC
0910 MW-19-060518 ~~MNA~~ PS
0915 No water recovered in hydrastave. Re-gauged DTW at 10.04'. Call Tom Wiley and decide to low flow. Will return later after calibration

0935 MW-46-060518 VOC
0945 Begin calibrating EXO #30194

Parameter	Pre	Post	Lot #	Expiration
DO	104.4	104.5 91.1	-	-
cond	1314.7	1413	796849	12/18
PTU0	7.32	0	C800582	10/18
PTU124	124.29	124	10318044011	02/19
PH1	4.02	4.0	0703F77	3/19
PH7	7.11	7.0	2708A14	7/23/19
PH10	10.06	10.0	2709A29	3/19
ORP	236.1	240.1	0647	10/2021

1045 Calibration complete. Set up on MW-19
1111 Begin purging MW-19
1122 Fixed pump - begin purging

1139

MW-19 dry

1210

MW-22-060518

MNA Fe²⁺ = 0.5 %

1225

Break for lunch

1315

Return from lunch

1320

Go gauge MW-08, 11, 15, + 20 with skimmers

MW	DTP	DTW	DTB
MW20	8.49	8.50	19.45
MW07	-	6.22	19.74
MW11	-	24.29	38.93
MW15	-	10.56	19.04

1400

Begin sampling Brown's Creek Area

1415

MW-49-060518

1425

MW-12B-060518

1440

MW-25B-060518

1450

MW-41-060518

1510

MW-37-060518

1520

MW-38-060518

1530

MW-34-060518

1540

MW-39-060518

1625


MW-08-060518

MNA Fe²⁺ = 2.25 %

1640

Was approached down by Creek by a man named "John". Possibly a local. Claimed to be looking for fish. Drove a white GMC truck. Had 2 passengers, looked to be teens.

1700 Pack coolers. B. Garvey + E. Harker take coolers to FedEx. K. Sexton + J. Morgan to clean site and prep for tomorrow.
1715 Offsite



Location Belton, SCDate 6.6.18Project / Client Lewis DriveK. SextonTASK: Groundwater samplingTeam: See pg. 87Equip: See pg. 830700 team onsite0715 Hold PTSP0730 prep field equip. set up on MW-190735 calibrate PID, 0.0 + 100.00747 MW-19-060618 MNA $Fe^{2+} = 2.0$ 0834 Head over to Brown's Creek to finish area0900 MW-35-060618 MNA, $Fe^{2+} = 0.0$ 0925 MW-15-060618 MNA, $Fe^{2+} = 0.0$ 0940 Meet Scott Schinda for access to MW-09.1000 Weigh & replace sock at MW-11. Thick product on sock, decide to not sample.1020 Meet back up with B. Garry to discuss plan1040 Mob to Hayfield1100 MW-04-060618 MNA $Fe^{2+} = 0.0$ 1117 MW-03-060618 MNA $Fe^{2+} = 0.0$ 1135 Hydrastone fell off clip into well, go to compound to get hooks and fishing line1200 Break for lunch1215 Team back on site1250 Begin fishing MW021415 Removed dropped sleeve from MW02

Location _____

Date _____

Project / Client _____

1440MW-02-060618 MNA $Fe^{2+} = 0.0$ 1450

Talk to Scott Schinda about peds.

Agree to pick up on Friday.

1500

Range MW-09, PID=12.1, DTW=0, DTB=19.70

1525MW-09-060618 MNA $Fe^{2+} = 0.0$ 1540

House keeping and cooler prep

1620

B. Garry + E. Marker offsite

1630

K. Sexton + J. Morgan offsite

Location Belton, SC Date 6.6.18
 Project / Client Lewis Dr. / Otrly GW Sampling

0700 B Garvey & E Harker arrived on-site
 Morning H&S meeting and daily objectives
 are in the other field logbook.

0740 Headed to Brown's Creek area to keep
 sampling w/ Hydrasleeves

0755 Collect MW-43B-060618

0805 Collect MW-43-060618

0820 Collect MW-24-060618

0830 Collect MW-24B-060618

0900 Collected MW-15B-060618

0940 Collect MW-104B-060618

0950 Collected MW-104-060618

1010 Collect MW-13B-060618

1020 Collect MW-13-060618

1045 Collect MW-47-060618

1055 Collect MW-31-060618

1107 Collect MW-33T-060618

1125 Collect MW-48B-060618

and MW-48B-D-060618

1138 Collect FB02-060618

1313 Collect MW-50B-060618

Note: off-site for lunch ~ 1155. Back
 on-site ~ 1245.

1345 Collect MW-32-060618

Ferrous Iron = 0.0 ppm

Location Belton, SC Date 6.6.18
 Project / Client Lewis Dr. / Otrly GW Sampling

1405 Collect MW-10-060618

Ferrous Iron = 0.0 ppm

1440 Collect MW-08-060618

Ferrous Iron = 0.0 ppm

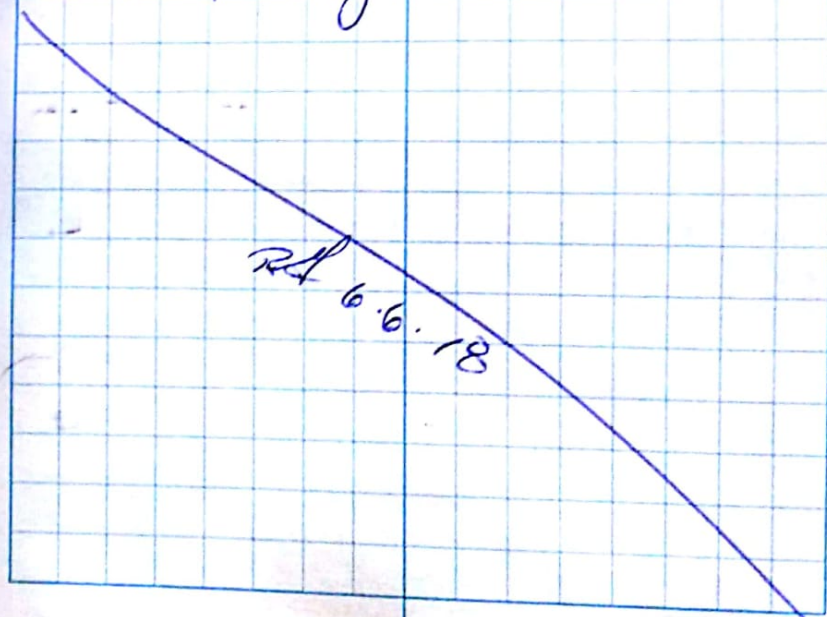
1500 Collect MW-30-060618

~~1510~~ 1510 Collect MW-02B-060618

1527 Collect MW-09B-060618

1540 Head back to staging area to
 fill-out COCs, organize samples, and
 pack-up coolers for shipping to ESC.

1600 B Garvey & E Harker off-site
 for the day.



Location Belton, SC

Date 6-7-18

Project / Client Lewis Dr.

K. Sexton

TASK Complete Groundwater sampling
and surface water sampling

TEAM See page 83

Equipment See pg 83

0700 Team onsite

0715 Hold PTSP

0720 Begin hike to SW-11

0825 Arrive at SW-11

0830 SW-11-060718 - no stream

0845 SW-10-060718 - bio stream

0855 FP-01-060718 - no stream

0905 FP-02-060718 - no stream

0915 SW-09-060718 - no stream

0920 SW-08-060718 - bio stream

0925 SW-13-060718 - bio stream

1020 FP-03-060718 - bio stream

1045 SW-12-060718 - no stream

1055 SW-03-060718 - no stream ^{water level low}

1105 SW-01-060718 - no stream

1115 SW-07-060718 - no stream ^{W.L. low}

1125 SW-02-060718 - no stream

1135 SW-04-060718 - no stream

Location _____

Date 6-7-18

Project / Client _____

1150 SW-14-060718 - bio stream

1200 Break for lunch


1300 Return from lunch

1310 Begin TROLL data collection

1400 Finish TROLL collection. Meet up
with B. Garvey & E. Hunter

1655 B. Garvey & E. Hunter offsite,
complete housekeeping.

1730 K. Sexton + J. Morgan offsite



Location Belton, SC Date 6.7.18
 Project / Client Lewis Dr. / Dirty GW Sampling

0700 B. Garvey & E. Harter arrive on-site.
 Begin organizing car & VDA vials
 for each team to get day started.
 One team will do surface water
 sampling, the other will complete
 the Hydrosleeve sampling.

H&S topic -- end of the week, don't
 rush. make sure each task is
 completed.

0800 Collect MW-45-060718

0810 Collect MW-45B-060718

0820 Collect MW-21-060718

0835 Collect MW-17B-060718
MW-17B-D-060718

0855 Collect ~~MW~~ FB03-060718

0910 Collect MW-05-060718

0920 Collect MW-06-060718

0930 Collect MW-06B-060718

1015 Collect MW-36-060718

1025 Collect MW-36B-060718

1050 Return to the staging area and
 get the cooler / samples organized.

1205 Off-site for lunch

1300 returned from lunch

Location Belton, SC Date 6.7.18
 Project / Client Lewis Dr. / Dirty GW Sampling

1320 Leaving staging area to go do product
 recovery.

1630 Completed product recovery headed
 to FedEx to ship samples

1655 B. Garvey & E. Harter off-site
 for day.

8/7
 6.7.18

Attachment B
Surface Water Analytical Laboratory
Report

June 20, 2018

Kinder Morgan- Atlanta, GA

Sample Delivery Group: L1002917
Samples Received: 06/08/2018
Project Number: 699858
Description: Lewis Drive Groundwater
Site: KM-LEWIS DR
Report To: Bethany Garvey
6600 Peachtree Dunwoody Road
400 Embassy Row - Suite 600
Atlanta, GA 30328

Entire Report Reviewed By:



Chris McCord
Technical Service Representative

Results relate only to the items tested or calibrated and are reported as rounded values. This test report shall not be reproduced, except in full, without written approval of the laboratory. Where applicable, sampling conducted by ESC is performed per guidance provided in laboratory standard operating procedures: 060302, 060303, and 060304.



Cp: Cover Page	1	1 Cp
Tc: Table of Contents	2	
Ss: Sample Summary	3	2 Tc
Cn: Case Narrative	5	
Sr: Sample Results	6	3 Ss
SW-11-060718 L1002917-01	6	
SW-10-060718 L1002917-02	7	4 Cn
FP-01-060718 L1002917-03	8	
FP-02-060718 L1002917-04	9	5 Sr
SW-09-060718 L1002917-05	10	
SW-08-060718 L1002917-06	11	6 Qc
SW-13-060718 L1002917-07	12	
FP-03-060718 L1002917-08	13	7 Gl
SW-01-060718 L1002917-09	14	
SW-07-060718 L1002917-10	15	8 Al
SW-12-060718 L1002917-11	16	
SW-03-060718 L1002917-12	17	9 Sc
SW-02-060718 L1002917-13	18	
SW-04-060718 L1002917-14	19	
SW-14-060718 L1002917-15	20	
Qc: Quality Control Summary	21	
Volatile Organic Compounds (GC/MS) by Method 8260B	21	
Gl: Glossary of Terms	23	
Al: Accreditations & Locations	24	
Sc: Sample Chain of Custody	25	

SAMPLE SUMMARY



SW-11-060718 L1002917-01 GW

Method	Batch	Dilution	Preparation date/time	Analysis date/time	Analyst
Volatile Organic Compounds (GC/MS) by Method 8260B	WG1122619	1	06/11/18 12:12	06/11/18 12:12	JHH

Collected by BG/EH	Collected date/time 06/07/18 08:30	Received date/time 06/08/18 08:45
-----------------------	---------------------------------------	--------------------------------------

1
Cp

2
Tc

3
Ss

4
Cn

5
Sr

6
Qc

7
Gl

8
Al

9
Sc

SW-10-060718 L1002917-02 GW

Method	Batch	Dilution	Preparation date/time	Analysis date/time	Analyst
Volatile Organic Compounds (GC/MS) by Method 8260B	WG1122619	1	06/11/18 12:34	06/11/18 12:34	JHH

Collected by BG/EH	Collected date/time 06/07/18 08:45	Received date/time 06/08/18 08:45
-----------------------	---------------------------------------	--------------------------------------

FP-01-060718 L1002917-03 GW

Method	Batch	Dilution	Preparation date/time	Analysis date/time	Analyst
Volatile Organic Compounds (GC/MS) by Method 8260B	WG1122619	1	06/11/18 12:55	06/11/18 12:55	JHH

Collected by BG/EH	Collected date/time 06/07/18 08:55	Received date/time 06/08/18 08:45
-----------------------	---------------------------------------	--------------------------------------

FP-02-060718 L1002917-04 GW

Method	Batch	Dilution	Preparation date/time	Analysis date/time	Analyst
Volatile Organic Compounds (GC/MS) by Method 8260B	WG1122619	1	06/11/18 13:17	06/11/18 13:17	JHH

Collected by BG/EH	Collected date/time 06/07/18 09:05	Received date/time 06/08/18 08:45
-----------------------	---------------------------------------	--------------------------------------

SW-09-060718 L1002917-05 GW

Method	Batch	Dilution	Preparation date/time	Analysis date/time	Analyst
Volatile Organic Compounds (GC/MS) by Method 8260B	WG1122619	1	06/11/18 13:39	06/11/18 13:39	JHH

Collected by BG/EH	Collected date/time 06/07/18 09:15	Received date/time 06/08/18 08:45
-----------------------	---------------------------------------	--------------------------------------

SW-08-060718 L1002917-06 GW

Method	Batch	Dilution	Preparation date/time	Analysis date/time	Analyst
Volatile Organic Compounds (GC/MS) by Method 8260B	WG1122619	1	06/11/18 14:00	06/11/18 14:00	JHH

Collected by BG/EH	Collected date/time 06/07/18 09:20	Received date/time 06/08/18 08:45
-----------------------	---------------------------------------	--------------------------------------

SW-13-060718 L1002917-07 GW

Method	Batch	Dilution	Preparation date/time	Analysis date/time	Analyst
Volatile Organic Compounds (GC/MS) by Method 8260B	WG1122619	1	06/11/18 14:22	06/11/18 14:22	JHH

Collected by BG/EH	Collected date/time 06/07/18 09:25	Received date/time 06/08/18 08:45
-----------------------	---------------------------------------	--------------------------------------

FP-03-060718 L1002917-08 GW

Method	Batch	Dilution	Preparation date/time	Analysis date/time	Analyst
Volatile Organic Compounds (GC/MS) by Method 8260B	WG1122619	1	06/11/18 14:44	06/11/18 14:44	JHH

Collected by BG/EH	Collected date/time 06/07/18 10:20	Received date/time 06/08/18 08:45
-----------------------	---------------------------------------	--------------------------------------

SAMPLE SUMMARY



SW-01-060718 L1002917-09 GW

Method	Batch	Dilution	Preparation date/time	Analysis date/time	Analyst
Volatile Organic Compounds (GC/MS) by Method 8260B	WG1122619	1	06/11/18 15:05	06/11/18 15:05	JHH

Collected by: BG/EH
 Collected date/time: 06/07/18 11:05
 Received date/time: 06/08/18 08:45

1 Cp

2 Tc

3 Ss

SW-07-060718 L1002917-10 GW

Method	Batch	Dilution	Preparation date/time	Analysis date/time	Analyst
Volatile Organic Compounds (GC/MS) by Method 8260B	WG1122619	1	06/11/18 15:27	06/11/18 15:27	JHH

Collected by: BG/EH
 Collected date/time: 06/07/18 11:15
 Received date/time: 06/08/18 08:45

4 Cn

5 Sr

SW-12-060718 L1002917-11 GW

Method	Batch	Dilution	Preparation date/time	Analysis date/time	Analyst
Volatile Organic Compounds (GC/MS) by Method 8260B	WG1122609	1	06/11/18 02:35	06/11/18 02:35	JHH

Collected by: BG/EH
 Collected date/time: 06/07/18 10:45
 Received date/time: 06/08/18 08:45

6 Qc

7 Gl

SW-03-060718 L1002917-12 GW

Method	Batch	Dilution	Preparation date/time	Analysis date/time	Analyst
Volatile Organic Compounds (GC/MS) by Method 8260B	WG1122609	1	06/11/18 02:55	06/11/18 02:55	JHH

Collected by: BG/EH
 Collected date/time: 06/07/18 10:55
 Received date/time: 06/08/18 08:45

8 Al

9 Sc

SW-02-060718 L1002917-13 GW

Method	Batch	Dilution	Preparation date/time	Analysis date/time	Analyst
Volatile Organic Compounds (GC/MS) by Method 8260B	WG1122609	1	06/11/18 03:16	06/11/18 03:16	JHH

Collected by: BG/EH
 Collected date/time: 06/07/18 11:25
 Received date/time: 06/08/18 08:45

SW-04-060718 L1002917-14 GW

Method	Batch	Dilution	Preparation date/time	Analysis date/time	Analyst
Volatile Organic Compounds (GC/MS) by Method 8260B	WG1122609	1	06/11/18 03:36	06/11/18 03:36	JHH

Collected by: BG/EH
 Collected date/time: 06/07/18 11:35
 Received date/time: 06/08/18 08:45

SW-14-060718 L1002917-15 GW

Method	Batch	Dilution	Preparation date/time	Analysis date/time	Analyst
Volatile Organic Compounds (GC/MS) by Method 8260B	WG1122609	1	06/11/18 03:56	06/11/18 03:56	JHH

Collected by: BG/EH
 Collected date/time: 06/07/18 11:50
 Received date/time: 06/08/18 08:45



All sample aliquots were received at the correct temperature, in the proper containers, with the appropriate preservatives, and within method specified holding times, unless qualified or notated within the report. Where applicable, all MDL (LOD) and RDL (LOQ) values reported for environmental samples have been corrected for the dilution factor used in the analysis. All radiochemical sample results for solids are reported on a dry weight basis with the exception of tritium, carbon-14 and radon, unless wet weight was requested by the client. All Method and Batch Quality Control are within established criteria except where addressed in this case narrative, a non-conformance form or properly qualified within the sample results. By my digital signature below, I affirm to the best of my knowledge, all problems/anomalies observed by the laboratory as having the potential to affect the quality of the data have been identified by the laboratory, and no information or data have been knowingly withheld that would affect the quality of the data.

Chris McCord
Technical Service Representative

- ¹Cp
- ²Tc
- ³Ss
- ⁴Cn
- ⁵Sr
- ⁶Qc
- ⁷Gl
- ⁸Al
- ⁹Sc



Volatile Organic Compounds (GC/MS) by Method 8260B

Analyte	Result	Qualifier	RDL	Dilution	Analysis date / time	Batch
Benzene	ND		1.00	1	06/11/2018 12:12	WG1122619
Toluene	ND		1.00	1	06/11/2018 12:12	WG1122619
Ethylbenzene	ND		1.00	1	06/11/2018 12:12	WG1122619
o-Xylene	ND		1.00	1	06/11/2018 12:12	WG1122619
m&p-Xylene	ND		2.00	1	06/11/2018 12:12	WG1122619
Total Xylenes	ND		3.00	1	06/11/2018 12:12	WG1122619
Methyl tert-butyl ether	ND		1.00	1	06/11/2018 12:12	WG1122619
Naphthalene	ND		5.00	1	06/11/2018 12:12	WG1122619
(S) Toluene-d8	105		80.0-120		06/11/2018 12:12	WG1122619
(S) Dibromofluoromethane	96.9		76.0-123		06/11/2018 12:12	WG1122619
(S) 4-Bromofluorobenzene	104		80.0-120		06/11/2018 12:12	WG1122619

- 1 Cp
- 2 Tc
- 3 Ss
- 4 Cn
- 5 Sr
- 6 Qc
- 7 Gl
- 8 Al
- 9 Sc



Volatile Organic Compounds (GC/MS) by Method 8260B

Analyte	Result	Qualifier	RDL	Dilution	Analysis date / time	Batch
Benzene	ND		1.00	1	06/11/2018 12:34	WG1122619
Toluene	ND		1.00	1	06/11/2018 12:34	WG1122619
Ethylbenzene	ND		1.00	1	06/11/2018 12:34	WG1122619
o-Xylene	ND		1.00	1	06/11/2018 12:34	WG1122619
m&p-Xylene	ND		2.00	1	06/11/2018 12:34	WG1122619
Total Xylenes	ND		3.00	1	06/11/2018 12:34	WG1122619
Methyl tert-butyl ether	ND		1.00	1	06/11/2018 12:34	WG1122619
Naphthalene	ND		5.00	1	06/11/2018 12:34	WG1122619
(S) Toluene-d8	101		80.0-120		06/11/2018 12:34	WG1122619
(S) Dibromofluoromethane	98.5		76.0-123		06/11/2018 12:34	WG1122619
(S) 4-Bromofluorobenzene	102		80.0-120		06/11/2018 12:34	WG1122619

- 1 Cp
- 2 Tc
- 3 Ss
- 4 Cn
- 5 Sr
- 6 Qc
- 7 Gl
- 8 Al
- 9 Sc



Volatile Organic Compounds (GC/MS) by Method 8260B

Analyte	Result	Qualifier	RDL	Dilution	Analysis date / time	Batch
Benzene	ND		1.00	1	06/11/2018 12:55	WG1122619
Toluene	ND		1.00	1	06/11/2018 12:55	WG1122619
Ethylbenzene	ND		1.00	1	06/11/2018 12:55	WG1122619
o-Xylene	ND		1.00	1	06/11/2018 12:55	WG1122619
m&p-Xylene	ND		2.00	1	06/11/2018 12:55	WG1122619
Total Xylenes	ND		3.00	1	06/11/2018 12:55	WG1122619
Methyl tert-butyl ether	ND		1.00	1	06/11/2018 12:55	WG1122619
Naphthalene	ND		5.00	1	06/11/2018 12:55	WG1122619
(S) Toluene-d8	100		80.0-120		06/11/2018 12:55	WG1122619
(S) Dibromofluoromethane	98.9		76.0-123		06/11/2018 12:55	WG1122619
(S) 4-Bromofluorobenzene	103		80.0-120		06/11/2018 12:55	WG1122619

- 1 Cp
- 2 Tc
- 3 Ss
- 4 Cn
- 5 Sr
- 6 Qc
- 7 Gl
- 8 Al
- 9 Sc



Volatile Organic Compounds (GC/MS) by Method 8260B

Analyte	Result	Qualifier	RDL	Dilution	Analysis date / time	Batch
Benzene	ND		1.00	1	06/11/2018 13:17	WG1122619
Toluene	ND		1.00	1	06/11/2018 13:17	WG1122619
Ethylbenzene	ND		1.00	1	06/11/2018 13:17	WG1122619
o-Xylene	ND		1.00	1	06/11/2018 13:17	WG1122619
m&p-Xylene	ND		2.00	1	06/11/2018 13:17	WG1122619
Total Xylenes	ND		3.00	1	06/11/2018 13:17	WG1122619
Methyl tert-butyl ether	ND		1.00	1	06/11/2018 13:17	WG1122619
Naphthalene	ND		5.00	1	06/11/2018 13:17	WG1122619
<i>(S) Toluene-d8</i>	101		80.0-120		06/11/2018 13:17	WG1122619
<i>(S) Dibromofluoromethane</i>	98.7		76.0-123		06/11/2018 13:17	WG1122619
<i>(S) 4-Bromofluorobenzene</i>	101		80.0-120		06/11/2018 13:17	WG1122619

- 1 Cp
- 2 Tc
- 3 Ss
- 4 Cn
- 5 Sr
- 6 Qc
- 7 Gl
- 8 Al
- 9 Sc



Volatile Organic Compounds (GC/MS) by Method 8260B

Analyte	Result	Qualifier	RDL	Dilution	Analysis date / time	Batch
Benzene	ND		1.00	1	06/11/2018 13:39	WG1122619
Toluene	ND		1.00	1	06/11/2018 13:39	WG1122619
Ethylbenzene	ND		1.00	1	06/11/2018 13:39	WG1122619
o-Xylene	ND		1.00	1	06/11/2018 13:39	WG1122619
m&p-Xylene	ND		2.00	1	06/11/2018 13:39	WG1122619
Total Xylenes	ND		3.00	1	06/11/2018 13:39	WG1122619
Methyl tert-butyl ether	ND		1.00	1	06/11/2018 13:39	WG1122619
Naphthalene	ND		5.00	1	06/11/2018 13:39	WG1122619
(S) Toluene-d8	102		80.0-120		06/11/2018 13:39	WG1122619
(S) Dibromofluoromethane	98.3		76.0-123		06/11/2018 13:39	WG1122619
(S) 4-Bromofluorobenzene	102		80.0-120		06/11/2018 13:39	WG1122619

- 1 Cp
- 2 Tc
- 3 Ss
- 4 Cn
- 5 Sr
- 6 Qc
- 7 Gl
- 8 Al
- 9 Sc



Volatile Organic Compounds (GC/MS) by Method 8260B

Analyte	Result	Qualifier	RDL	Dilution	Analysis date / time	Batch
Benzene	ND		1.00	1	06/11/2018 14:00	WG1122619
Toluene	ND		1.00	1	06/11/2018 14:00	WG1122619
Ethylbenzene	ND		1.00	1	06/11/2018 14:00	WG1122619
o-Xylene	ND		1.00	1	06/11/2018 14:00	WG1122619
m&p-Xylene	ND		2.00	1	06/11/2018 14:00	WG1122619
Total Xylenes	ND		3.00	1	06/11/2018 14:00	WG1122619
Methyl tert-butyl ether	ND		1.00	1	06/11/2018 14:00	WG1122619
Naphthalene	ND		5.00	1	06/11/2018 14:00	WG1122619
(S) Toluene-d8	102		80.0-120		06/11/2018 14:00	WG1122619
(S) Dibromofluoromethane	98.5		76.0-123		06/11/2018 14:00	WG1122619
(S) 4-Bromofluorobenzene	103		80.0-120		06/11/2018 14:00	WG1122619

1 Cp

2 Tc

3 Ss

4 Cn

5 Sr

6 Qc

7 Gl

8 Al

9 Sc



Volatile Organic Compounds (GC/MS) by Method 8260B

Analyte	Result	Qualifier	RDL	Dilution	Analysis date / time	Batch
Benzene	2.99		1.00	1	06/11/2018 14:22	WG1122619
Toluene	2.48		1.00	1	06/11/2018 14:22	WG1122619
Ethylbenzene	ND		1.00	1	06/11/2018 14:22	WG1122619
o-Xylene	ND		1.00	1	06/11/2018 14:22	WG1122619
m&p-Xylene	ND		2.00	1	06/11/2018 14:22	WG1122619
Total Xylenes	ND		3.00	1	06/11/2018 14:22	WG1122619
Methyl tert-butyl ether	8.08		1.00	1	06/11/2018 14:22	WG1122619
Naphthalene	ND		5.00	1	06/11/2018 14:22	WG1122619
(S) Toluene-d8	102		80.0-120		06/11/2018 14:22	WG1122619
(S) Dibromofluoromethane	98.3		76.0-123		06/11/2018 14:22	WG1122619
(S) 4-Bromofluorobenzene	103		80.0-120		06/11/2018 14:22	WG1122619

- 1 Cp
- 2 Tc
- 3 Ss
- 4 Cn
- 5 Sr
- 6 Qc
- 7 Gl
- 8 Al
- 9 Sc



Volatile Organic Compounds (GC/MS) by Method 8260B

Analyte	Result	Qualifier	RDL	Dilution	Analysis date / time	Batch
Benzene	ND		1.00	1	06/11/2018 14:44	WG1122619
Toluene	ND		1.00	1	06/11/2018 14:44	WG1122619
Ethylbenzene	ND		1.00	1	06/11/2018 14:44	WG1122619
o-Xylene	ND		1.00	1	06/11/2018 14:44	WG1122619
m&p-Xylene	ND		2.00	1	06/11/2018 14:44	WG1122619
Total Xylenes	ND		3.00	1	06/11/2018 14:44	WG1122619
Methyl tert-butyl ether	ND		1.00	1	06/11/2018 14:44	WG1122619
Naphthalene	ND		5.00	1	06/11/2018 14:44	WG1122619
(S) Toluene-d8	101		80.0-120		06/11/2018 14:44	WG1122619
(S) Dibromofluoromethane	99.2		76.0-123		06/11/2018 14:44	WG1122619
(S) 4-Bromofluorobenzene	103		80.0-120		06/11/2018 14:44	WG1122619

- 1 Cp
- 2 Tc
- 3 Ss
- 4 Cn
- 5 Sr
- 6 Qc
- 7 Gl
- 8 Al
- 9 Sc



Volatile Organic Compounds (GC/MS) by Method 8260B

Analyte	Result	Qualifier	RDL	Dilution	Analysis date / time	Batch
Benzene	ND		1.00	1	06/11/2018 15:05	WG1122619
Toluene	ND		1.00	1	06/11/2018 15:05	WG1122619
Ethylbenzene	ND		1.00	1	06/11/2018 15:05	WG1122619
o-Xylene	ND		1.00	1	06/11/2018 15:05	WG1122619
m&p-Xylene	ND		2.00	1	06/11/2018 15:05	WG1122619
Total Xylenes	ND		3.00	1	06/11/2018 15:05	WG1122619
Methyl tert-butyl ether	1.43		1.00	1	06/11/2018 15:05	WG1122619
Naphthalene	ND		5.00	1	06/11/2018 15:05	WG1122619
<i>(S) Toluene-d8</i>	102		80.0-120		06/11/2018 15:05	WG1122619
<i>(S) Dibromofluoromethane</i>	102		76.0-123		06/11/2018 15:05	WG1122619
<i>(S) 4-Bromofluorobenzene</i>	104		80.0-120		06/11/2018 15:05	WG1122619

- 1 Cp
- 2 Tc
- 3 Ss
- 4 Cn
- 5 Sr
- 6 Qc
- 7 Gl
- 8 Al
- 9 Sc



Volatile Organic Compounds (GC/MS) by Method 8260B

Analyte	Result	Qualifier	RDL	Dilution	Analysis date / time	Batch
Benzene	ND		1.00	1	06/11/2018 15:27	WG1122619
Toluene	ND		1.00	1	06/11/2018 15:27	WG1122619
Ethylbenzene	ND		1.00	1	06/11/2018 15:27	WG1122619
o-Xylene	ND		1.00	1	06/11/2018 15:27	WG1122619
m&p-Xylene	ND		2.00	1	06/11/2018 15:27	WG1122619
Total Xylenes	ND		3.00	1	06/11/2018 15:27	WG1122619
Methyl tert-butyl ether	ND		1.00	1	06/11/2018 15:27	WG1122619
Naphthalene	ND		5.00	1	06/11/2018 15:27	WG1122619
<i>(S) Toluene-d8</i>	102		80.0-120		06/11/2018 15:27	WG1122619
<i>(S) Dibromofluoromethane</i>	102		76.0-123		06/11/2018 15:27	WG1122619
<i>(S) 4-Bromofluorobenzene</i>	102		80.0-120		06/11/2018 15:27	WG1122619

1 Cp

2 Tc

3 Ss

4 Cn

5 Sr

6 Qc

7 Gl

8 Al

9 Sc



Volatile Organic Compounds (GC/MS) by Method 8260B

Analyte	Result	Qualifier	RDL	Dilution	Analysis date / time	Batch
Benzene	1.85		1.00	1	06/11/2018 02:35	WG1122609
Toluene	ND		1.00	1	06/11/2018 02:35	WG1122609
Ethylbenzene	ND		1.00	1	06/11/2018 02:35	WG1122609
o-Xylene	1.64		1.00	1	06/11/2018 02:35	WG1122609
m&p-Xylene	3.24		2.00	1	06/11/2018 02:35	WG1122609
Total Xylenes	4.88		3.00	1	06/11/2018 02:35	WG1122609
Methyl tert-butyl ether	ND		1.00	1	06/11/2018 02:35	WG1122609
Naphthalene	ND		5.00	1	06/11/2018 02:35	WG1122609
<i>(S) Toluene-d8</i>	99.5		80.0-120		06/11/2018 02:35	WG1122609
<i>(S) Dibromofluoromethane</i>	108		76.0-123		06/11/2018 02:35	WG1122609
<i>(S) 4-Bromofluorobenzene</i>	110		80.0-120		06/11/2018 02:35	WG1122609

- 1 Cp
- 2 Tc
- 3 Ss
- 4 Cn
- 5 Sr
- 6 Qc
- 7 Gl
- 8 Al
- 9 Sc



Volatile Organic Compounds (GC/MS) by Method 8260B

Analyte	Result	Qualifier	RDL	Dilution	Analysis date / time	Batch
Benzene	ND		1.00	1	06/11/2018 02:55	WG1122609
Toluene	ND		1.00	1	06/11/2018 02:55	WG1122609
Ethylbenzene	ND		1.00	1	06/11/2018 02:55	WG1122609
o-Xylene	ND		1.00	1	06/11/2018 02:55	WG1122609
m&p-Xylene	ND		2.00	1	06/11/2018 02:55	WG1122609
Total Xylenes	ND		3.00	1	06/11/2018 02:55	WG1122609
Methyl tert-butyl ether	ND		1.00	1	06/11/2018 02:55	WG1122609
Naphthalene	ND		5.00	1	06/11/2018 02:55	WG1122609
(S) Toluene-d8	97.4		80.0-120		06/11/2018 02:55	WG1122609
(S) Dibromofluoromethane	106		76.0-123		06/11/2018 02:55	WG1122609
(S) 4-Bromofluorobenzene	113		80.0-120		06/11/2018 02:55	WG1122609

- 1 Cp
- 2 Tc
- 3 Ss
- 4 Cn
- 5 Sr
- 6 Qc
- 7 Gl
- 8 Al
- 9 Sc



Volatile Organic Compounds (GC/MS) by Method 8260B

Analyte	Result	Qualifier	RDL	Dilution	Analysis date / time	Batch
Benzene	ND		1.00	1	06/11/2018 03:16	WG1122609
Toluene	ND		1.00	1	06/11/2018 03:16	WG1122609
Ethylbenzene	ND		1.00	1	06/11/2018 03:16	WG1122609
o-Xylene	ND		1.00	1	06/11/2018 03:16	WG1122609
m&p-Xylene	ND		2.00	1	06/11/2018 03:16	WG1122609
Total Xylenes	ND		3.00	1	06/11/2018 03:16	WG1122609
Methyl tert-butyl ether	1.92		1.00	1	06/11/2018 03:16	WG1122609
Naphthalene	ND		5.00	1	06/11/2018 03:16	WG1122609
<i>(S) Toluene-d8</i>	94.9		80.0-120		06/11/2018 03:16	WG1122609
<i>(S) Dibromofluoromethane</i>	109		76.0-123		06/11/2018 03:16	WG1122609
<i>(S) 4-Bromofluorobenzene</i>	111		80.0-120		06/11/2018 03:16	WG1122609

- 1 Cp
- 2 Tc
- 3 Ss
- 4 Cn
- 5 Sr
- 6 Qc
- 7 Gl
- 8 Al
- 9 Sc



Volatile Organic Compounds (GC/MS) by Method 8260B

Analyte	Result	Qualifier	RDL	Dilution	Analysis date / time	Batch
Benzene	ND		1.00	1	06/11/2018 03:36	WG1122609
Toluene	ND		1.00	1	06/11/2018 03:36	WG1122609
Ethylbenzene	ND		1.00	1	06/11/2018 03:36	WG1122609
o-Xylene	ND		1.00	1	06/11/2018 03:36	WG1122609
m&p-Xylene	ND		2.00	1	06/11/2018 03:36	WG1122609
Total Xylenes	ND		3.00	1	06/11/2018 03:36	WG1122609
Methyl tert-butyl ether	1.31		1.00	1	06/11/2018 03:36	WG1122609
Naphthalene	ND		5.00	1	06/11/2018 03:36	WG1122609
<i>(S) Toluene-d8</i>	97.5		80.0-120		06/11/2018 03:36	WG1122609
<i>(S) Dibromofluoromethane</i>	105		76.0-123		06/11/2018 03:36	WG1122609
<i>(S) 4-Bromofluorobenzene</i>	112		80.0-120		06/11/2018 03:36	WG1122609

- 1 Cp
- 2 Tc
- 3 Ss
- 4 Cn
- 5 Sr
- 6 Qc
- 7 Gl
- 8 Al
- 9 Sc



Volatile Organic Compounds (GC/MS) by Method 8260B

Analyte	Result	Qualifier	RDL	Dilution	Analysis date / time	Batch
Benzene	ND		1.00	1	06/11/2018 03:56	WG1122609
Toluene	ND		1.00	1	06/11/2018 03:56	WG1122609
Ethylbenzene	ND		1.00	1	06/11/2018 03:56	WG1122609
o-Xylene	ND		1.00	1	06/11/2018 03:56	WG1122609
m&p-Xylene	ND		2.00	1	06/11/2018 03:56	WG1122609
Total Xylenes	ND		3.00	1	06/11/2018 03:56	WG1122609
Methyl tert-butyl ether	1.18		1.00	1	06/11/2018 03:56	WG1122609
Naphthalene	ND		5.00	1	06/11/2018 03:56	WG1122609
<i>(S) Toluene-d8</i>	102		80.0-120		06/11/2018 03:56	WG1122609
<i>(S) Dibromofluoromethane</i>	108		76.0-123		06/11/2018 03:56	WG1122609
<i>(S) 4-Bromofluorobenzene</i>	109		80.0-120		06/11/2018 03:56	WG1122609

- 1 Cp
- 2 Tc
- 3 Ss
- 4 Cn
- 5 Sr
- 6 Qc
- 7 Gl
- 8 Al
- 9 Sc



Method Blank (MB)

(MB) R3316983-3 06/10/18 19:43

Analyte	MB Result	MB Qualifier	MB MDL	MB RDL
	ug/l		ug/l	ug/l
Benzene	U		0.331	1.00
Ethylbenzene	U		0.384	1.00
Methyl tert-butyl ether	U		0.367	1.00
Naphthalene	U		1.00	5.00
Toluene	U		0.412	1.00
Xylenes, Total	U		1.06	3.00
o-Xylene	U		0.341	1.00
m&p-Xylenes	U		0.719	2.00
<i>(S) Toluene-d8</i>	100			80.0-120
<i>(S) Dibromofluoromethane</i>	101			76.0-123
<i>(S) 4-Bromofluorobenzene</i>	111			80.0-120

1 Cp

2 Tc

3 Ss

4 Cn

5 Sr

6 Qc

7 Gl

8 Al

9 Sc

Laboratory Control Sample (LCS) • Laboratory Control Sample Duplicate (LCSD)

(LCS) R3316983-1 06/10/18 18:43 • (LCSD) R3316983-4 06/10/18 20:07

Analyte	Spike Amount	LCS Result	LCSD Result	LCS Rec.	LCSD Rec.	Rec. Limits	LCS Qualifier	LCSD Qualifier	RPD	RPD Limits
	ug/l	ug/l	ug/l	%	%	%			%	%
Benzene	25.0	25.9	25.6	104	102	70.0-130			1.35	20
Ethylbenzene	25.0	22.1	20.4	88.6	81.7	70.0-130			8.04	20
Methyl tert-butyl ether	25.0	22.9	21.4	91.5	85.8	70.0-130			6.44	20
Naphthalene	25.0	25.5	22.1	102	88.2	70.0-130			14.6	20
Toluene	25.0	23.7	22.9	94.9	91.6	70.0-130			3.54	20
Xylenes, Total	75.0	69.6	64.8	92.8	86.4	70.0-130			7.14	20
o-Xylene	25.0	22.7	20.5	90.9	81.8	70.0-130			10.5	20
m&p-Xylenes	50.0	46.9	44.3	93.8	88.7	70.0-130			5.61	20
<i>(S) Toluene-d8</i>				101	99.3	80.0-120				
<i>(S) Dibromofluoromethane</i>				95.6	99.9	76.0-123				
<i>(S) 4-Bromofluorobenzene</i>				101	105	80.0-120				



Method Blank (MB)

(MB) R3318032-3 06/11/18 08:14

Analyte	MB Result	MB Qualifier	MB MDL	MB RDL
	ug/l		ug/l	ug/l
Benzene	U		0.331	1.00
Ethylbenzene	U		0.384	1.00
Methyl tert-butyl ether	U		0.367	1.00
Naphthalene	U		1.00	5.00
Toluene	U		0.412	1.00
Xylenes, Total	U		1.06	3.00
o-Xylene	U		0.341	1.00
m&p-Xylenes	U		0.719	2.00
(S) Toluene-d8	103			80.0-120
(S) Dibromofluoromethane	99.6			76.0-123
(S) 4-Bromofluorobenzene	103			80.0-120

1 Cp

2 Tc

3 Ss

4 Cn

5 Sr

6 Qc

7 Gl

8 Al

9 Sc

Laboratory Control Sample (LCS) • Laboratory Control Sample Duplicate (LCSD)

(LCS) R3318032-1 06/11/18 06:47 • (LCSD) R3318032-2 06/11/18 07:09

Analyte	Spike Amount	LCS Result	LCSD Result	LCS Rec.	LCSD Rec.	Rec. Limits	LCS Qualifier	LCSD Qualifier	RPD	RPD Limits
	ug/l	ug/l	ug/l	%	%	%			%	%
Benzene	25.0	26.0	25.3	104	101	70.0-130			2.59	20
Ethylbenzene	25.0	26.4	25.6	106	102	70.0-130			2.97	20
Methyl tert-butyl ether	25.0	26.3	25.5	105	102	70.0-130			3.05	20
Naphthalene	25.0	24.8	23.6	99.1	94.3	70.0-130			5.00	20
Toluene	25.0	24.9	24.2	99.5	96.9	70.0-130			2.62	20
Xylenes, Total	75.0	80.5	77.9	107	104	70.0-130			3.28	20
o-Xylene	25.0	27.4	26.5	110	106	70.0-130			3.35	20
m&p-Xylenes	50.0	53.1	51.4	106	103	70.0-130			3.21	20
(S) Toluene-d8				102	103	80.0-120				
(S) Dibromofluoromethane				98.6	99.2	76.0-123				
(S) 4-Bromofluorobenzene				102	105	80.0-120				



Guide to Reading and Understanding Your Laboratory Report

The information below is designed to better explain the various terms used in your report of analytical results from the Laboratory. This is not intended as a comprehensive explanation, and if you have additional questions please contact your project representative.

Abbreviations and Definitions

MDL	Method Detection Limit.
ND	Not detected at the Reporting Limit (or MDL where applicable).
RDL	Reported Detection Limit.
Rec.	Recovery.
RPD	Relative Percent Difference.
SDG	Sample Delivery Group.
(S)	Surrogate (Surrogate Standard) - Analytes added to every blank, sample, Laboratory Control Sample/Duplicate and Matrix Spike/Duplicate; used to evaluate analytical efficiency by measuring recovery. Surrogates are not expected to be detected in all environmental media.
U	Not detected at the Reporting Limit (or MDL where applicable).
Analyte	The name of the particular compound or analysis performed. Some Analyses and Methods will have multiple analytes reported.
Dilution	If the sample matrix contains an interfering material, the sample preparation volume or weight values differ from the standard, or if concentrations of analytes in the sample are higher than the highest limit of concentration that the laboratory can accurately report, the sample may be diluted for analysis. If a value different than 1 is used in this field, the result reported has already been corrected for this factor.
Limits	These are the target % recovery ranges or % difference value that the laboratory has historically determined as normal for the method and analyte being reported. Successful QC Sample analysis will target all analytes recovered or duplicated within these ranges.
Qualifier	This column provides a letter and/or number designation that corresponds to additional information concerning the result reported. If a Qualifier is present, a definition per Qualifier is provided within the Glossary and Definitions page and potentially a discussion of possible implications of the Qualifier in the Case Narrative if applicable.
Result	The actual analytical final result (corrected for any sample specific characteristics) reported for your sample. If there was no measurable result returned for a specific analyte, the result in this column may state "ND" (Not Detected) or "BDL" (Below Detectable Levels). The information in the results column should always be accompanied by either an MDL (Method Detection Limit) or RDL (Reporting Detection Limit) that defines the lowest value that the laboratory could detect or report for this analyte.
Case Narrative (Cn)	A brief discussion about the included sample results, including a discussion of any non-conformances to protocol observed either at sample receipt by the laboratory from the field or during the analytical process. If present, there will be a section in the Case Narrative to discuss the meaning of any data qualifiers used in the report.
Quality Control Summary (Qc)	This section of the report includes the results of the laboratory quality control analyses required by procedure or analytical methods to assist in evaluating the validity of the results reported for your samples. These analyses are not being performed on your samples typically, but on laboratory generated material.
Sample Chain of Custody (Sc)	This is the document created in the field when your samples were initially collected. This is used to verify the time and date of collection, the person collecting the samples, and the analyses that the laboratory is requested to perform. This chain of custody also documents all persons (excluding commercial shippers) that have had control or possession of the samples from the time of collection until delivery to the laboratory for analysis.
Sample Results (Sr)	This section of your report will provide the results of all testing performed on your samples. These results are provided by sample ID and are separated by the analyses performed on each sample. The header line of each analysis section for each sample will provide the name and method number for the analysis reported.
Sample Summary (Ss)	This section of the Analytical Report defines the specific analyses performed for each sample ID, including the dates and times of preparation and/or analysis.

- 1 Cp
- 2 Tc
- 3 Ss
- 4 Cn
- 5 Sr
- 6 Qc
- 7 Gl
- 8 Al
- 9 Sc

Qualifier Description

The remainder of this page intentionally left blank, there are no qualifiers applied to this SDG.



ESC Lab Sciences is the only environmental laboratory accredited/certified to support your work nationwide from one location. One phone call, one point of contact, one laboratory. No other lab is as accessible or prepared to handle your needs throughout the country. Our capacity and capability from our single location laboratory is comparable to the collective totals of the network laboratories in our industry. The most significant benefit to our one location design is the design of our laboratory campus. The model is conducive to accelerated productivity, decreasing turn-around time, and preventing cross contamination, thus protecting sample integrity. Our focus on premium quality and prompt service allows us to be YOUR LAB OF CHOICE.

* Not all certifications held by the laboratory are applicable to the results reported in the attached report.
 * Accreditation is only applicable to the test methods specified on each scope of accreditation held by ESC Lab Sciences.

State Accreditations

Alabama	40660	Nebraska	NE-OS-15-05
Alaska	17-026	Nevada	TN-03-2002-34
Arizona	AZ0612	New Hampshire	2975
Arkansas	88-0469	New Jersey-NELAP	TN002
California	2932	New Mexico ¹	n/a
Colorado	TN00003	New York	11742
Connecticut	PH-0197	North Carolina	Env375
Florida	E87487	North Carolina ¹	DW21704
Georgia	NELAP	North Carolina ³	41
Georgia ¹	923	North Dakota	R-140
Idaho	TN00003	Ohio-VAP	CL0069
Illinois	200008	Oklahoma	9915
Indiana	C-TN-01	Oregon	TN200002
Iowa	364	Pennsylvania	68-02979
Kansas	E-10277	Rhode Island	LA000356
Kentucky ^{1,6}	90010	South Carolina	84004
Kentucky ²	16	South Dakota	n/a
Louisiana	AI30792	Tennessee ^{1,4}	2006
Louisiana ¹	LA180010	Texas	T 104704245-17-14
Maine	TN0002	Texas ⁵	LAB0152
Maryland	324	Utah	TN00003
Massachusetts	M-TN003	Vermont	VT2006
Michigan	9958	Virginia	460132
Minnesota	047-999-395	Washington	C847
Mississippi	TN00003	West Virginia	233
Missouri	340	Wisconsin	9980939910
Montana	CERT0086	Wyoming	A2LA

1
Cp

2
Tc

3
Ss

4
Cn

5
Sr

6
Qc

7
Gl

8
Al

9
Sc

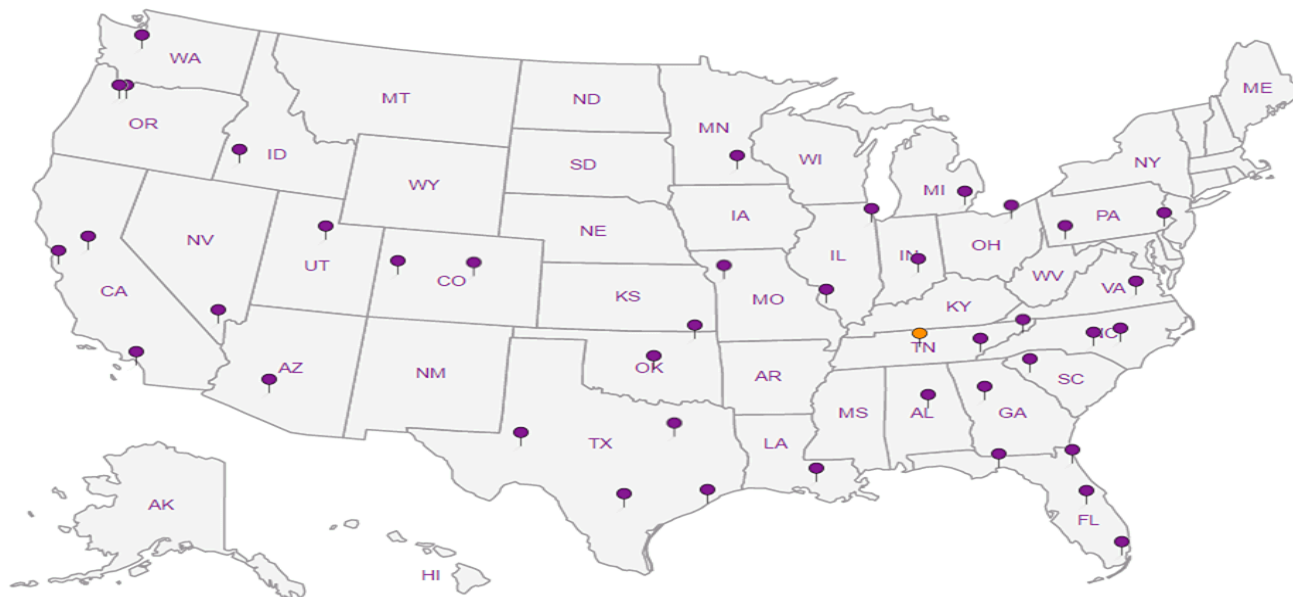
Third Party Federal Accreditations

A2LA – ISO 17025	1461.01	AIHA-LAP,LLC EMLAP	100789
A2LA – ISO 17025 ⁵	1461.02	DOD	1461.01
Canada	1461.01	USDA	P330-15-00234
EPA-Crypto	TN00003		

¹ Drinking Water ² Underground Storage Tanks ³ Aquatic Toxicity ⁴ Chemical/Microbiological ⁵ Mold ⁶ Wastewater n/a Accreditation not applicable

Our Locations

ESC Lab Sciences has sixty-four client support centers that provide sample pickup and/or the delivery of sampling supplies. If you would like assistance from one of our support offices, please contact our main office. ESC Lab Sciences performs all testing at our central laboratory.



Kinder Morgan- Atlanta, GA

6600 Peachtree Dunwoody Road
400 Embassy Row - Suite 600
Atlanta, GA 30328

Billing Information:
Accounts Payable
1000 Windward Concourse
Ste 450
Alpharetta, GA 30005

Pres
Chk

Analysis / Container / Preservative

Chain of Custody Page 1 of 1



LABORATORIES
a subsidiary of

12065 Lebanon Rd
Mount Juliet, TN 37122
Phone: 615-758-8858
Phone: 800-767-5838
Fax: 615-258-0859



Report to:
Bethany Garvey

Email To: bgarvey@ch2m.com;
tom.wiley@ch2m.com; scott.powell@ch2m.com;

Project Description: **Lewis Drive Groundwater**

City/State Collected: **SC**

Phone: **770-604-9182**
Fax:

Client Project #

699858

Lab Project #
KINCH2MGA-LEWIS12

Collected by (print):
JM/KS

Site/Facility ID #

KM-Lewis Dr

P.O. #

Collected by (signature):
[Signature]

Rush? (Lab MUST Be Notified)

Same Day Five Day
 Next Day 5 Day (Rad Only)
 Two Day 10 Day (Rad Only)
 Three Day

Quote #

Date Results Needed

No. of Entrs

Immediately

Packed on Ice: **N** **Y**

Sample ID	Comp/Grab	Matrix *	Depth	Date	Time	No. of Entrs
SW-11-060718	Grab	GW		6-7-18	0830	
SW-10-060718		GW			0845	
FP-01-060718		SW			0855	
FP-02-060718					0905	
SW-09-060718					0915	
SW-18-060718					0920	
SW-13-060718					0925	
FP-03-060718					1020	
SW-08-060718					1105	
SW-16-060718	↓	SW		6-7-18	1115	

NITRATE,SULFATE 125mlHDPE-NoPres
ALK,CO2 125mlHDPE-NoPres
RSK175 40mlAmb HCl
V82608TEXMNSC 40mlAmb-HCl
V82607CLSC-TB 40mlAmb-NoPres-Bik

L# **L1000743**
Table # **L1002917**
Acctnum: **KINCH2MGA**
Template **T130277**
Prelogin: **P655547**
TSA: 526 - Chris McCord
PS: **530186**
Shipped Via **FedEX Ground**

AD
6/20/18

01
02
03
04
05
06
07
08
09
10

* Matrix:
SS - Soil AIR - Air F - Filter
GW - Groundwater B - Bioassay
WW - Wastewater
DW - Drinking Water
OT - Other

Remarks: *NITRATE/SULFATE* has a 48hr hold time.

Samples returned via:
 UPS FedEx Courier

Tracking # **4380 6874 1169**

pH _____ Temp _____
Flow _____ Other _____

Sample Receipt Checklist
COC Seal Present/Intact: Y N
COC Signed/Accurate: Y N
Bottled airtight (instant): Y N
Correct bottles used: Y N
Sufficient volume sent: Y N
If Applicable
VSA Zero Headspace: Y N
Preservative Correct/Checked: Y N

Relinquished by: (Signature) *Bethany Garvey*
Date: **6-7-18** Time: **1700**

Received by: (Signature) _____
Trip Blank Received: Yes No
 HCL / MeqH
 TB

Relinquished by: (Signature) _____
Date: _____ Time: _____

Received by: (Signature) _____
Temp: **0.9** °C
Bottles Received: **78**

Relinquished by: (Signature) _____
Date: _____ Time: _____

Received for lab by: (Signature) *[Signature]*
Date: **6/8/18** Time: **0845**

If preservation required by Log'n: Date/Time

Hold: _____
Condition: **OK**

Kinder Morgan- Atlanta, GA
 6600 Peachtree Dunwoody Road
 400 Embassy Row - Suite 600
 Atlanta, GA 30328

Billing Information:
 Accounts Payable
 1000 Windward Concourse
 Ste 450
 Alpharetta, GA 30005

Report to:
Bethany Garvey

Email To: bgarvey@ch2m.com;
 tom.wiley@ch2m.com; scott.powell@ch2m.com;

Project
 Description: **Lewis Drive Groundwater**

City/State Collected: **SC**

Phone: **770-604-9182**
 Fax:

Client Project #
699858

Lab Project #
KINCH2MGA-LEWIS12

Collected by (print):
SW/KS

Site/Facility ID #
Km-Lewis Dr

Collected by (signature):
KS

Quote #

Immediately Packed on Ice: N Y X

Rush? (Lab MUST Be Notified)
 Same Day Five Day
 Next Day 5 Day (Rad Only)
 Two Day 10 Day (Rad Only)
 Three Day

Date Results Needed

No. of Entrys

Sample ID	Comp/Grab	Matrix *	Depth	Date	Time	No. of Entrys	Analysis / Container / Preservative
SW-12-060718	Grab	GW		6-7-18	1045		*NITRATE,SULFATE* 125mlHDPE-NoPres
SW-13-060718		GW			1055		ALK,CO2 125mlHDPE-NoPres
SW-12-060718		SW			1125		RSK175 40mlAmb HCl
SW-14-060718		SW			1135		V8260BTEXMNSC 40mlAmb-HCl
SW-14-060718		SW		6-7-18	1150		V8260TCLSC-TB 40mlAmb-NoPres-Bik

Chain of Custody Page ___ of ___



12065 Labanon Rd
 Mount Juliet, TN 37122
 Phone: 615-758-5858
 Phone: 800-767-5859
 Fax: 615-758-5859

L# **L1000743**

Table # **L1002917**

Acctnum: **KINCH2MGA**

Template: **T130277**

Prelogin: **P655547**

TSR: **526 - Chris McCord**

PB: **5-30-18**

Shipped Via: **FedEX Ground**

Remarks

Sample # (Lab only)

N
 6/20/18

11
 12
 13
 14
 15

* Matrix: SS - Soil AIR - Air F - Filter
 GW - Groundwater B - Bioassay
 WW - WasteWater
 DW - Drinking Water
 OT - Other

Remarks: *NITRATE/SULFATE* has a 48hr hold time.

pH _____ Temp _____
 Flow _____ Other _____

Samples returned via:
 UPS _____ FedEx _____ Courier _____

Tracking # **4360 6874 1169**

Relinquished by: (Signature) **Bethany Garvey** Date: **6-7-18** Time: **1700**

Received by: (Signature) _____ Trip Blank Received: Yes No

Temp: **0.83** °C Bottles Received: **18**

Relinquished by: (Signature) _____ Date: _____ Time: _____

Received by: (Signature) _____ Date: **6/8/18** Time: **0845**

Hold _____ Condition: OK

Sample Receipt Checklist:
 OGC Seal Present/Intact: Y N
 OGC Signed/Accurate: Y N
 Bottles arrive intact: Y N
 Correct bottles used: Y N
 Sufficient volume sent: Y N
 I.L. Application: Y N
 VOA Zero Headspace: Y N
 Preservation Correct/Checked: Y N

Attachment C
Groundwater Analytical Laboratory
Reports

June 14, 2018

Kinder Morgan- Atlanta, GA

Sample Delivery Group: L999242
Samples Received: 06/06/2018
Project Number: 699858
Description: Lewis Drive Groundwater
Site: LEWIS DR.
Report To: Bethany Garvey
6600 Peachtree Dunwoody Road
400 Embassy Row - Suite 600
Atlanta, GA 30328

Entire Report Reviewed By:



Chris McCord
Technical Service Representative

Results relate only to the items tested or calibrated and are reported as rounded values. This test report shall not be reproduced, except in full, without written approval of the laboratory. Where applicable, sampling conducted by ESC is performed per guidance provided in laboratory standard operating procedures: 060302, 060303, and 060304.



Cp: Cover Page	1	¹Cp
Tc: Table of Contents	2	²Tc
Ss: Sample Summary	4	³Ss
Cn: Case Narrative	9	⁴Cn
Sr: Sample Results	10	⁵Sr
MW-29-060518 L999242-01	10	
MW-46-060518 L999242-02	11	
MW-22-060518 L999242-03	12	
MW-26B-060518 L999242-04	13	
MW-26-060518 L999242-05	14	⁶Qc
MW-23-060518 L999242-06	15	
MW-23B-060518 L999242-07	16	⁷Gl
MW-44-060518 L999242-08	17	
MW-44B-060518 L999242-09	18	⁸Al
MW-27B-060518 L999242-10	19	
MW-27-060518 L999242-11	20	⁹Sc
MW-01B-060518 L999242-12	21	
FB01-060518 L999242-13	22	
MW-49-060518 L999242-14	23	
MW-12B-060518 L999242-15	24	
MW-25B-060518 L999242-16	25	
MW-41-060518 L999242-17	26	
MW-37-060518 L999242-18	27	
MW-38-060518 L999242-19	28	
MW-34-060518 L999242-20	29	
MW-39-060518 L999242-21	30	
MW-01-060518 L999242-22	31	
MW-12-060518 L999242-23	32	
MW-25-060518 L999242-24	33	
MW-42-060518 L999242-25	34	
MW-40-060518 L999242-26	35	
TB01-060518 L999242-27	36	
MW-44B-D-060518 L999242-28	37	
MW-28-060518 L999242-29	38	
Qc: Quality Control Summary	39	
Wet Chemistry by Method 2320 B-2011	39	
Wet Chemistry by Method 4500CO2 D-2011	41	
Wet Chemistry by Method 9056A	43	
Volatile Organic Compounds (GC) by Method RSK175	45	
Volatile Organic Compounds (GC/MS) by Method 8260B	47	



Gl: Glossary of Terms

53

Al: Accreditations & Locations

54

Sc: Sample Chain of Custody

55

¹Cp

²Tc

³Ss

⁴Cn

⁵Sr

⁶Qc

⁷Gl

⁸Al

⁹Sc

SAMPLE SUMMARY



MW-29-060518 L999242-01 GW

Method	Batch	Dilution	Preparation date/time	Analysis date/time	Analyst
Volatile Organic Compounds (GC/MS) by Method 8260B	WG1121153	1	06/07/18 14:38	06/07/18 14:38	JHH

Collected by: KS, BG, EH, JM
 Collected date/time: 06/05/18 09:00
 Received date/time: 06/06/18 08:45

1
Cp

2
Tc

3
Ss

MW-46-060518 L999242-02 GW

Method	Batch	Dilution	Preparation date/time	Analysis date/time	Analyst
Volatile Organic Compounds (GC/MS) by Method 8260B	WG1121153	1	06/07/18 14:58	06/07/18 14:58	JHH
Volatile Organic Compounds (GC/MS) by Method 8260B	WG1123803	10	06/13/18 12:00	06/13/18 12:00	ACG

Collected by: KS, BG, EH, JM
 Collected date/time: 06/05/18 09:35
 Received date/time: 06/06/18 08:45

4
Cn

5
Sr

6
Qc

MW-22-060518 L999242-03 GW

Method	Batch	Dilution	Preparation date/time	Analysis date/time	Analyst
Wet Chemistry by Method 2320 B-2011	WG1122753	1	06/12/18 22:12	06/12/18 22:12	GB
Wet Chemistry by Method 4500CO2 D-2011	WG1122753	1	06/12/18 22:12	06/12/18 22:12	GB
Wet Chemistry by Method 9056A	WG1120583	1	06/06/18 15:01	06/06/18 15:01	MCG
Volatile Organic Compounds (GC) by Method RSK175	WG1121601	1	06/08/18 10:37	06/08/18 10:37	MEL
Volatile Organic Compounds (GC/MS) by Method 8260B	WG1121153	1	06/07/18 15:17	06/07/18 15:17	JHH

Collected by: KS, BG, EH, JM
 Collected date/time: 06/05/18 12:10
 Received date/time: 06/06/18 08:45

7
Gl

8
Al

9
Sc

MW-26B-060518 L999242-04 GW

Method	Batch	Dilution	Preparation date/time	Analysis date/time	Analyst
Volatile Organic Compounds (GC/MS) by Method 8260B	WG1121153	1	06/07/18 15:37	06/07/18 15:37	JHH

Collected by: KS, BG, EH, JM
 Collected date/time: 06/05/18 09:20
 Received date/time: 06/06/18 08:45

MW-26-060518 L999242-05 GW

Method	Batch	Dilution	Preparation date/time	Analysis date/time	Analyst
Volatile Organic Compounds (GC/MS) by Method 8260B	WG1121153	1	06/07/18 15:56	06/07/18 15:56	JHH

Collected by: KS, BG, EH, JM
 Collected date/time: 06/05/18 09:40
 Received date/time: 06/06/18 08:45

MW-23-060518 L999242-06 GW

Method	Batch	Dilution	Preparation date/time	Analysis date/time	Analyst
Volatile Organic Compounds (GC/MS) by Method 8260B	WG1121153	1	06/07/18 16:15	06/07/18 16:15	JHH

Collected by: KS, BG, EH, JM
 Collected date/time: 06/05/18 09:52
 Received date/time: 06/06/18 08:45

MW-23B-060518 L999242-07 GW

Method	Batch	Dilution	Preparation date/time	Analysis date/time	Analyst
Volatile Organic Compounds (GC/MS) by Method 8260B	WG1121153	1	06/07/18 16:35	06/07/18 16:35	JHH

Collected by: KS, BG, EH, JM
 Collected date/time: 06/05/18 10:02
 Received date/time: 06/06/18 08:45

SAMPLE SUMMARY



MW-44-060518 L999242-08 GW

Method	Batch	Dilution	Preparation date/time	Analysis date/time	Analyst
Volatile Organic Compounds (GC/MS) by Method 8260B	WG1121153	1	06/07/18 16:53	06/07/18 16:53	JHH

Collected by: KS, BG, EH, JM
 Collected date/time: 06/05/18 10:38
 Received date/time: 06/06/18 08:45

¹ Cp

² Tc

³ Ss

MW-44B-060518 L999242-09 GW

Method	Batch	Dilution	Preparation date/time	Analysis date/time	Analyst
Volatile Organic Compounds (GC/MS) by Method 8260B	WG1121153	1	06/07/18 17:12	06/07/18 17:12	JHH

Collected by: KS, BG, EH, JM
 Collected date/time: 06/05/18 10:45
 Received date/time: 06/06/18 08:45

⁴ Cn

⁵ Sr

MW-27B-060518 L999242-10 GW

Method	Batch	Dilution	Preparation date/time	Analysis date/time	Analyst
Volatile Organic Compounds (GC/MS) by Method 8260B	WG1121153	1	06/07/18 17:31	06/07/18 17:31	JHH

Collected by: KS, BG, EH, JM
 Collected date/time: 06/05/18 11:10
 Received date/time: 06/06/18 08:45

⁶ Qc

⁷ Gl

MW-27-060518 L999242-11 GW

Method	Batch	Dilution	Preparation date/time	Analysis date/time	Analyst
Volatile Organic Compounds (GC/MS) by Method 8260B	WG1121153	1	06/07/18 17:51	06/07/18 17:51	JHH

Collected by: KS, BG, EH, JM
 Collected date/time: 06/05/18 11:20
 Received date/time: 06/06/18 08:45

⁸ Al

⁹ Sc

MW-01B-060518 L999242-12 GW

Method	Batch	Dilution	Preparation date/time	Analysis date/time	Analyst
Volatile Organic Compounds (GC/MS) by Method 8260B	WG1121153	1	06/07/18 18:10	06/07/18 18:10	JHH

Collected by: KS, BG, EH, JM
 Collected date/time: 06/05/18 11:35
 Received date/time: 06/06/18 08:45

FB01-060518 L999242-13 GW

Method	Batch	Dilution	Preparation date/time	Analysis date/time	Analyst
Volatile Organic Compounds (GC/MS) by Method 8260B	WG1121153	1	06/07/18 18:29	06/07/18 18:29	JHH

Collected by: KS, BG, EH, JM
 Collected date/time: 06/05/18 11:40
 Received date/time: 06/06/18 08:45

MW-49-060518 L999242-14 GW

Method	Batch	Dilution	Preparation date/time	Analysis date/time	Analyst
Volatile Organic Compounds (GC/MS) by Method 8260B	WG1121153	1	06/07/18 18:49	06/07/18 18:49	JHH

Collected by: KS, BG, EH, JM
 Collected date/time: 06/05/18 14:15
 Received date/time: 06/06/18 08:45

MW-12B-060518 L999242-15 GW

Method	Batch	Dilution	Preparation date/time	Analysis date/time	Analyst
Volatile Organic Compounds (GC/MS) by Method 8260B	WG1121507	1	06/07/18 23:35	06/07/18 23:35	JAH
Volatile Organic Compounds (GC/MS) by Method 8260B	WG1122502	10	06/10/18 17:45	06/10/18 17:45	JAH

SAMPLE SUMMARY



MW-25B-060518 L999242-16 GW

Collected by: KS, BG, EH, JM
 Collected date/time: 06/05/18 14:40
 Received date/time: 06/06/18 08:45

Method	Batch	Dilution	Preparation date/time	Analysis date/time	Analyst
Volatile Organic Compounds (GC/MS) by Method 8260B	WG1121507	1	06/07/18 23:54	06/07/18 23:54	JAH

1 Cp

2 Tc

MW-41-060518 L999242-17 GW

Collected by: KS, BG, EH, JM
 Collected date/time: 06/05/18 14:50
 Received date/time: 06/06/18 08:45

Method	Batch	Dilution	Preparation date/time	Analysis date/time	Analyst
Volatile Organic Compounds (GC/MS) by Method 8260B	WG1121507	1	06/08/18 00:13	06/08/18 00:13	JAH

3 Ss

4 Cn

MW-37-060518 L999242-18 GW

Collected by: KS, BG, EH, JM
 Collected date/time: 06/05/18 15:10
 Received date/time: 06/06/18 08:45

Method	Batch	Dilution	Preparation date/time	Analysis date/time	Analyst
Volatile Organic Compounds (GC/MS) by Method 8260B	WG1121507	1	06/08/18 00:32	06/08/18 00:32	JAH

5 Sr

6 Qc

MW-38-060518 L999242-19 GW

Collected by: KS, BG, EH, JM
 Collected date/time: 06/05/18 15:20
 Received date/time: 06/06/18 08:45

Method	Batch	Dilution	Preparation date/time	Analysis date/time	Analyst
Volatile Organic Compounds (GC/MS) by Method 8260B	WG1121507	1	06/08/18 00:51	06/08/18 00:51	JAH
Volatile Organic Compounds (GC/MS) by Method 8260B	WG1122502	10	06/10/18 18:04	06/10/18 18:04	JAH

7 Gl

8 Al

MW-34-060518 L999242-20 GW

Collected by: KS, BG, EH, JM
 Collected date/time: 06/05/18 15:30
 Received date/time: 06/06/18 08:45

Method	Batch	Dilution	Preparation date/time	Analysis date/time	Analyst
Volatile Organic Compounds (GC/MS) by Method 8260B	WG1121507	1	06/08/18 01:10	06/08/18 01:10	JAH
Volatile Organic Compounds (GC/MS) by Method 8260B	WG1122502	5	06/10/18 18:24	06/10/18 18:24	JAH

9 Sc

MW-39-060518 L999242-21 GW

Collected by: KS, BG, EH, JM
 Collected date/time: 06/05/18 15:40
 Received date/time: 06/06/18 08:45

Method	Batch	Dilution	Preparation date/time	Analysis date/time	Analyst
Volatile Organic Compounds (GC/MS) by Method 8260B	WG1121507	1	06/08/18 01:29	06/08/18 01:29	JAH
Volatile Organic Compounds (GC/MS) by Method 8260B	WG1122502	10	06/10/18 18:43	06/10/18 18:43	JAH

MW-01-060518 L999242-22 GW

Collected by: KS, BG, EH, JM
 Collected date/time: 06/05/18 13:40
 Received date/time: 06/06/18 08:45

Method	Batch	Dilution	Preparation date/time	Analysis date/time	Analyst
Wet Chemistry by Method 2320 B-2011	WG1121212	1	06/08/18 17:11	06/08/18 17:11	GB
Wet Chemistry by Method 4500CO2 D-2011	WG1121212	1	06/08/18 17:11	06/08/18 17:11	GB
Wet Chemistry by Method 9056A	WG1120583	1	06/06/18 15:32	06/06/18 15:32	MCG
Volatile Organic Compounds (GC) by Method RSK175	WG1121601	1	06/08/18 10:41	06/08/18 10:41	MEL
Volatile Organic Compounds (GC/MS) by Method 8260B	WG1121507	1	06/08/18 01:49	06/08/18 01:49	JAH

SAMPLE SUMMARY



MW-12-060518 L999242-23 GW

Collected by
KS, BG, EH, JM
Collected date/time
06/05/18 14:40
Received date/time
06/06/18 08:45

Method	Batch	Dilution	Preparation date/time	Analysis date/time	Analyst
Wet Chemistry by Method 2320 B-2011	WG1121212	1	06/08/18 17:17	06/08/18 17:17	GB
Wet Chemistry by Method 4500CO2 D-2011	WG1121212	1	06/08/18 17:17	06/08/18 17:17	GB
Wet Chemistry by Method 9056A	WG1120583	1	06/06/18 16:49	06/06/18 16:49	MCG
Volatile Organic Compounds (GC) by Method RSK175	WG1121601	1	06/08/18 10:48	06/08/18 10:48	MEL
Volatile Organic Compounds (GC/MS) by Method 8260B	WG1121507	1	06/08/18 02:08	06/08/18 02:08	JAH
Volatile Organic Compounds (GC/MS) by Method 8260B	WG1122502	10	06/10/18 19:03	06/10/18 19:03	JAH

1 Cp

2 Tc

3 Ss

4 Cn

5 Sr

6 Qc

7 Gl

8 Al

9 Sc

MW-25-060518 L999242-24 GW

Collected by
KS, BG, EH, JM
Collected date/time
06/05/18 15:05
Received date/time
06/06/18 08:45

Method	Batch	Dilution	Preparation date/time	Analysis date/time	Analyst
Wet Chemistry by Method 2320 B-2011	WG1121212	1	06/08/18 17:23	06/08/18 17:23	GB
Wet Chemistry by Method 4500CO2 D-2011	WG1121212	1	06/08/18 17:23	06/08/18 17:23	GB
Wet Chemistry by Method 9056A	WG1120583	1	06/06/18 17:04	06/06/18 17:04	MCG
Volatile Organic Compounds (GC) by Method RSK175	WG1121601	1	06/08/18 10:51	06/08/18 10:51	MEL
Volatile Organic Compounds (GC/MS) by Method 8260B	WG1121507	1	06/08/18 02:27	06/08/18 02:27	JAH

MW-42-060518 L999242-25 GW

Collected by
KS, BG, EH, JM
Collected date/time
06/05/18 15:22
Received date/time
06/06/18 08:45

Method	Batch	Dilution	Preparation date/time	Analysis date/time	Analyst
Wet Chemistry by Method 2320 B-2011	WG1121212	1	06/08/18 17:29	06/08/18 17:29	GB
Wet Chemistry by Method 4500CO2 D-2011	WG1121212	1	06/08/18 17:29	06/08/18 17:29	GB
Wet Chemistry by Method 9056A	WG1120583	1	06/06/18 17:20	06/06/18 17:20	MCG
Volatile Organic Compounds (GC) by Method RSK175	WG1121601	1	06/08/18 11:07	06/08/18 11:07	MEL
Volatile Organic Compounds (GC/MS) by Method 8260B	WG1121507	1	06/08/18 02:47	06/08/18 02:47	JAH

MW-40-060518 L999242-26 GW

Collected by
KS, BG, EH, JM
Collected date/time
06/05/18 15:50
Received date/time
06/06/18 08:45

Method	Batch	Dilution	Preparation date/time	Analysis date/time	Analyst
Wet Chemistry by Method 2320 B-2011	WG1121212	1	06/08/18 17:35	06/08/18 17:35	GB
Wet Chemistry by Method 4500CO2 D-2011	WG1121212	1	06/08/18 17:35	06/08/18 17:35	GB
Wet Chemistry by Method 9056A	WG1120583	1	06/06/18 17:35	06/06/18 17:35	MCG
Volatile Organic Compounds (GC) by Method RSK175	WG1121601	1	06/08/18 11:19	06/08/18 11:19	MEL
Volatile Organic Compounds (GC/MS) by Method 8260B	WG1121507	1	06/08/18 03:06	06/08/18 03:06	JAH
Volatile Organic Compounds (GC/MS) by Method 8260B	WG1122502	25	06/10/18 19:22	06/10/18 19:22	JAH

TB01-060518 L999242-27 GW

Collected by
KS, BG, EH, JM
Collected date/time
06/05/18 00:00
Received date/time
06/06/18 08:45

Method	Batch	Dilution	Preparation date/time	Analysis date/time	Analyst
Volatile Organic Compounds (GC/MS) by Method 8260B	WG1121507	1	06/07/18 23:15	06/07/18 23:15	JAH

MW-44B-D-060518 L999242-28 GW

Collected by
KS, BG, EH, JM
Collected date/time
06/05/18 10:45
Received date/time
06/06/18 08:45

Method	Batch	Dilution	Preparation date/time	Analysis date/time	Analyst
Volatile Organic Compounds (GC/MS) by Method 8260B	WG1121507	1	06/08/18 03:26	06/08/18 03:26	JAH

SAMPLE SUMMARY



MW-28-060518 L999242-29 GW

Collected by: KS, BG, EH, JM
 Collected date/time: 06/05/18 16:25
 Received date/time: 06/06/18 08:45

Method	Batch	Dilution	Preparation date/time	Analysis date/time	Analyst
Wet Chemistry by Method 2320 B-2011	WG1122753	1	06/12/18 22:18	06/12/18 22:18	GB
Wet Chemistry by Method 4500CO2 D-2011	WG1122753	1	06/12/18 22:18	06/12/18 22:18	GB
Wet Chemistry by Method 9056A	WG1120583	1	06/06/18 17:51	06/06/18 17:51	MCG
Volatile Organic Compounds (GC) by Method RSK175	WG1121601	1	06/08/18 11:37	06/08/18 11:37	MEL
Volatile Organic Compounds (GC/MS) by Method 8260B	WG1121507	1	06/08/18 03:45	06/08/18 03:45	JAH

¹ Cp

² Tc

³ Ss

⁴ Cn

⁵ Sr

⁶ Qc

⁷ Gl

⁸ Al

⁹ Sc



All sample aliquots were received at the correct temperature, in the proper containers, with the appropriate preservatives, and within method specified holding times, unless qualified or notated within the report. Where applicable, all MDL (LOD) and RDL (LOQ) values reported for environmental samples have been corrected for the dilution factor used in the analysis. All radiochemical sample results for solids are reported on a dry weight basis with the exception of tritium, carbon-14 and radon, unless wet weight was requested by the client. All Method and Batch Quality Control are within established criteria except where addressed in this case narrative, a non-conformance form or properly qualified within the sample results. By my digital signature below, I affirm to the best of my knowledge, all problems/anomalies observed by the laboratory as having the potential to affect the quality of the data have been identified by the laboratory, and no information or data have been knowingly withheld that would affect the quality of the data.

Chris McCord
Technical Service Representative

¹ Cp

² Tc

³ Ss

⁴ Cn

⁵ Sr

⁶ Qc

⁷ Gl

⁸ Al

⁹ Sc



Volatile Organic Compounds (GC/MS) by Method 8260B

Analyte	Result	Qualifier	RDL	Dilution	Analysis date / time	Batch
Benzene	ND		1.00	1	06/07/2018 14:38	WG1121153
Toluene	ND		1.00	1	06/07/2018 14:38	WG1121153
Ethylbenzene	ND		1.00	1	06/07/2018 14:38	WG1121153
Total Xylenes	ND		3.00	1	06/07/2018 14:38	WG1121153
Methyl tert-butyl ether	ND		1.00	1	06/07/2018 14:38	WG1121153
Naphthalene	ND		5.00	1	06/07/2018 14:38	WG1121153
1,2-Dichloroethane	ND		1.00	1	06/07/2018 14:38	WG1121153
(S) Toluene-d8	102		80.0-120		06/07/2018 14:38	WG1121153
(S) Dibromofluoromethane	101		76.0-123		06/07/2018 14:38	WG1121153
(S) 4-Bromofluorobenzene	96.2		80.0-120		06/07/2018 14:38	WG1121153

1 Cp

2 Tc

3 Ss

4 Cn

5 Sr

6 Qc

7 Gl

8 Al

9 Sc



Volatile Organic Compounds (GC/MS) by Method 8260B

Analyte	Result	Qualifier	RDL	Dilution	Analysis date / time	Batch
Benzene	294		10.0	10	06/13/2018 12:00	WG1123803
Toluene	11.8		1.00	1	06/07/2018 14:58	WG1121153
Ethylbenzene	ND		1.00	1	06/07/2018 14:58	WG1121153
Total Xylenes	147		3.00	1	06/07/2018 14:58	WG1121153
Methyl tert-butyl ether	184		1.00	1	06/07/2018 14:58	WG1121153
Naphthalene	ND		5.00	1	06/07/2018 14:58	WG1121153
1,2-Dichloroethane	ND		1.00	1	06/07/2018 14:58	WG1121153
(S) Toluene-d8	99.8		80.0-120		06/07/2018 14:58	WG1121153
(S) Toluene-d8	102		80.0-120		06/13/2018 12:00	WG1123803
(S) Dibromofluoromethane	101		76.0-123		06/07/2018 14:58	WG1121153
(S) Dibromofluoromethane	98.9		76.0-123		06/13/2018 12:00	WG1123803
(S) 4-Bromofluorobenzene	96.6		80.0-120		06/07/2018 14:58	WG1121153
(S) 4-Bromofluorobenzene	103		80.0-120		06/13/2018 12:00	WG1123803

- 1 Cp
- 2 Tc
- 3 Ss
- 4 Cn
- 5 Sr
- 6 Qc
- 7 Gl
- 8 Al
- 9 Sc



Wet Chemistry by Method 2320 B-2011

Analyte	Result	Qualifier	RDL	Dilution	Analysis date / time	Batch
Alkalinity	ND		20000	1	06/12/2018 22:12	WG1122753

Sample Narrative:

L999242-03 WG1122753: Endpoint pH 4.5

Wet Chemistry by Method 4500CO2 D-2011

Analyte	Result	Qualifier	RDL	Dilution	Analysis date / time	Batch
Free Carbon Dioxide	29800	<u>T8</u>	20000	1	06/12/2018 22:12	WG1122753

Sample Narrative:

L999242-03 WG1122753: Endpoint pH 4.5

Wet Chemistry by Method 9056A

Analyte	Result	Qualifier	RDL	Dilution	Analysis date / time	Batch
Nitrate as (N)	1410		100	1	06/06/2018 15:01	WG1120583
Sulfate	55300		5000	1	06/06/2018 15:01	WG1120583

Volatile Organic Compounds (GC) by Method RSK175

Analyte	Result	Qualifier	RDL	Dilution	Analysis date / time	Batch
Methane	ND		10.0	1	06/08/2018 10:37	WG1121601

Volatile Organic Compounds (GC/MS) by Method 8260B

Analyte	Result	Qualifier	RDL	Dilution	Analysis date / time	Batch
Benzene	ND		1.00	1	06/07/2018 15:17	WG1121153
Toluene	4.27		1.00	1	06/07/2018 15:17	WG1121153
Ethylbenzene	ND		1.00	1	06/07/2018 15:17	WG1121153
Total Xylenes	41.6		3.00	1	06/07/2018 15:17	WG1121153
Methyl tert-butyl ether	ND		1.00	1	06/07/2018 15:17	WG1121153
Naphthalene	ND		5.00	1	06/07/2018 15:17	WG1121153
1,2-Dichloroethane	ND		1.00	1	06/07/2018 15:17	WG1121153
(S) Toluene-d8	103		80.0-120		06/07/2018 15:17	WG1121153
(S) Dibromofluoromethane	101		76.0-123		06/07/2018 15:17	WG1121153
(S) 4-Bromofluorobenzene	98.4		80.0-120		06/07/2018 15:17	WG1121153

1 Cp

2 Tc

3 Ss

4 Cn

5 Sr

6 Qc

7 Gl

8 Al

9 Sc



Volatile Organic Compounds (GC/MS) by Method 8260B

Analyte	Result	Qualifier	RDL	Dilution	Analysis date / time	Batch
Benzene	ND		1.00	1	06/07/2018 15:37	WG1121153
Toluene	ND		1.00	1	06/07/2018 15:37	WG1121153
Ethylbenzene	ND		1.00	1	06/07/2018 15:37	WG1121153
Total Xylenes	ND		3.00	1	06/07/2018 15:37	WG1121153
Methyl tert-butyl ether	ND		1.00	1	06/07/2018 15:37	WG1121153
Naphthalene	ND		5.00	1	06/07/2018 15:37	WG1121153
1,2-Dichloroethane	ND		1.00	1	06/07/2018 15:37	WG1121153
(S) Toluene-d8	97.3		80.0-120		06/07/2018 15:37	WG1121153
(S) Dibromofluoromethane	101		76.0-123		06/07/2018 15:37	WG1121153
(S) 4-Bromofluorobenzene	96.9		80.0-120		06/07/2018 15:37	WG1121153

1 Cp

2 Tc

3 Ss

4 Cn

5 Sr

6 Qc

7 Gl

8 Al

9 Sc



Volatile Organic Compounds (GC/MS) by Method 8260B

Analyte	Result	Qualifier	RDL	Dilution	Analysis date / time	Batch
Benzene	ND		1.00	1	06/07/2018 15:56	WG1121153
Toluene	ND		1.00	1	06/07/2018 15:56	WG1121153
Ethylbenzene	ND		1.00	1	06/07/2018 15:56	WG1121153
Total Xylenes	ND		3.00	1	06/07/2018 15:56	WG1121153
Methyl tert-butyl ether	ND		1.00	1	06/07/2018 15:56	WG1121153
Naphthalene	ND		5.00	1	06/07/2018 15:56	WG1121153
1,2-Dichloroethane	ND		1.00	1	06/07/2018 15:56	WG1121153
(S) Toluene-d8	101		80.0-120		06/07/2018 15:56	WG1121153
(S) Dibromofluoromethane	99.8		76.0-123		06/07/2018 15:56	WG1121153
(S) 4-Bromofluorobenzene	97.3		80.0-120		06/07/2018 15:56	WG1121153

- 1 Cp
- 2 Tc
- 3 Ss
- 4 Cn
- 5 Sr
- 6 Qc
- 7 Gl
- 8 Al
- 9 Sc



Volatile Organic Compounds (GC/MS) by Method 8260B

Analyte	Result	Qualifier	RDL	Dilution	Analysis date / time	Batch
Benzene	ND		1.00	1	06/07/2018 16:15	WG1121153
Toluene	ND		1.00	1	06/07/2018 16:15	WG1121153
Ethylbenzene	ND		1.00	1	06/07/2018 16:15	WG1121153
Total Xylenes	ND		3.00	1	06/07/2018 16:15	WG1121153
Methyl tert-butyl ether	5.28		1.00	1	06/07/2018 16:15	WG1121153
Naphthalene	ND		5.00	1	06/07/2018 16:15	WG1121153
1,2-Dichloroethane	ND		1.00	1	06/07/2018 16:15	WG1121153
(S) Toluene-d8	100		80.0-120		06/07/2018 16:15	WG1121153
(S) Dibromofluoromethane	101		76.0-123		06/07/2018 16:15	WG1121153
(S) 4-Bromofluorobenzene	97.5		80.0-120		06/07/2018 16:15	WG1121153

- 1 Cp
- 2 Tc
- 3 Ss
- 4 Cn
- 5 Sr
- 6 Qc
- 7 Gl
- 8 Al
- 9 Sc



Volatile Organic Compounds (GC/MS) by Method 8260B

Analyte	Result	Qualifier	RDL	Dilution	Analysis date / time	Batch
Benzene	ND		1.00	1	06/07/2018 16:35	WG1121153
Toluene	1.08		1.00	1	06/07/2018 16:35	WG1121153
Ethylbenzene	ND		1.00	1	06/07/2018 16:35	WG1121153
Total Xylenes	4.21		3.00	1	06/07/2018 16:35	WG1121153
Methyl tert-butyl ether	ND		1.00	1	06/07/2018 16:35	WG1121153
Naphthalene	ND		5.00	1	06/07/2018 16:35	WG1121153
1,2-Dichloroethane	ND		1.00	1	06/07/2018 16:35	WG1121153
(S) Toluene-d8	101		80.0-120		06/07/2018 16:35	WG1121153
(S) Dibromofluoromethane	101		76.0-123		06/07/2018 16:35	WG1121153
(S) 4-Bromofluorobenzene	98.5		80.0-120		06/07/2018 16:35	WG1121153

1 Cp

2 Tc

3 Ss

4 Cn

5 Sr

6 Qc

7 Gl

8 Al

9 Sc



Volatile Organic Compounds (GC/MS) by Method 8260B

Analyte	Result	Qualifier	RDL	Dilution	Analysis date / time	Batch
Benzene	ND		1.00	1	06/07/2018 16:53	WG1121153
Toluene	ND		1.00	1	06/07/2018 16:53	WG1121153
Ethylbenzene	ND		1.00	1	06/07/2018 16:53	WG1121153
Total Xylenes	ND		3.00	1	06/07/2018 16:53	WG1121153
Methyl tert-butyl ether	ND		1.00	1	06/07/2018 16:53	WG1121153
Naphthalene	ND		5.00	1	06/07/2018 16:53	WG1121153
1,2-Dichloroethane	ND		1.00	1	06/07/2018 16:53	WG1121153
(S) Toluene-d8	101		80.0-120		06/07/2018 16:53	WG1121153
(S) Dibromofluoromethane	100		76.0-123		06/07/2018 16:53	WG1121153
(S) 4-Bromofluorobenzene	100		80.0-120		06/07/2018 16:53	WG1121153

- 1 Cp
- 2 Tc
- 3 Ss
- 4 Cn
- 5 Sr
- 6 Qc
- 7 Gl
- 8 Al
- 9 Sc



Volatile Organic Compounds (GC/MS) by Method 8260B

Analyte	Result	Qualifier	RDL	Dilution	Analysis date / time	Batch
Benzene	ND		1.00	1	06/07/2018 17:12	WG1121153
Toluene	ND		1.00	1	06/07/2018 17:12	WG1121153
Ethylbenzene	ND		1.00	1	06/07/2018 17:12	WG1121153
Total Xylenes	ND		3.00	1	06/07/2018 17:12	WG1121153
Methyl tert-butyl ether	ND		1.00	1	06/07/2018 17:12	WG1121153
Naphthalene	ND		5.00	1	06/07/2018 17:12	WG1121153
1,2-Dichloroethane	ND		1.00	1	06/07/2018 17:12	WG1121153
(S) Toluene-d8	98.7		80.0-120		06/07/2018 17:12	WG1121153
(S) Dibromofluoromethane	102		76.0-123		06/07/2018 17:12	WG1121153
(S) 4-Bromofluorobenzene	100		80.0-120		06/07/2018 17:12	WG1121153

1 Cp

2 Tc

3 Ss

4 Cn

5 Sr

6 Qc

7 Gl

8 Al

9 Sc



Volatile Organic Compounds (GC/MS) by Method 8260B

Analyte	Result	Qualifier	RDL	Dilution	Analysis date / time	Batch
Benzene	ND		1.00	1	06/07/2018 17:31	WG1121153
Toluene	6.18		1.00	1	06/07/2018 17:31	WG1121153
Ethylbenzene	3.38		1.00	1	06/07/2018 17:31	WG1121153
Total Xylenes	26.8		3.00	1	06/07/2018 17:31	WG1121153
Methyl tert-butyl ether	ND		1.00	1	06/07/2018 17:31	WG1121153
Naphthalene	5.10		5.00	1	06/07/2018 17:31	WG1121153
1,2-Dichloroethane	ND		1.00	1	06/07/2018 17:31	WG1121153
(S) Toluene-d8	98.7		80.0-120		06/07/2018 17:31	WG1121153
(S) Dibromofluoromethane	98.6		76.0-123		06/07/2018 17:31	WG1121153
(S) 4-Bromofluorobenzene	97.9		80.0-120		06/07/2018 17:31	WG1121153

- 1 Cp
- 2 Tc
- 3 Ss
- 4 Cn
- 5 Sr
- 6 Qc
- 7 Gl
- 8 Al
- 9 Sc



Volatile Organic Compounds (GC/MS) by Method 8260B

Analyte	Result ug/l	Qualifier	RDL ug/l	Dilution	Analysis date / time	Batch
Benzene	5.74		1.00	1	06/07/2018 17:51	WG1121153
Toluene	22.6		1.00	1	06/07/2018 17:51	WG1121153
Ethylbenzene	7.74		1.00	1	06/07/2018 17:51	WG1121153
Total Xylenes	70.3		3.00	1	06/07/2018 17:51	WG1121153
Methyl tert-butyl ether	ND		1.00	1	06/07/2018 17:51	WG1121153
Naphthalene	ND		5.00	1	06/07/2018 17:51	WG1121153
1,2-Dichloroethane	ND		1.00	1	06/07/2018 17:51	WG1121153
(S) Toluene-d8	98.5		80.0-120		06/07/2018 17:51	WG1121153
(S) Dibromofluoromethane	96.0		76.0-123		06/07/2018 17:51	WG1121153
(S) 4-Bromofluorobenzene	96.3		80.0-120		06/07/2018 17:51	WG1121153

- 1 Cp
- 2 Tc
- 3 Ss
- 4 Cn
- 5 Sr
- 6 Qc
- 7 Gl
- 8 Al
- 9 Sc



Volatile Organic Compounds (GC/MS) by Method 8260B

Analyte	Result	Qualifier	RDL	Dilution	Analysis date / time	Batch
Benzene	8.96		1.00	1	06/07/2018 18:10	WG1121153
Toluene	ND		1.00	1	06/07/2018 18:10	WG1121153
Ethylbenzene	ND		1.00	1	06/07/2018 18:10	WG1121153
Total Xylenes	ND		3.00	1	06/07/2018 18:10	WG1121153
Methyl tert-butyl ether	ND		1.00	1	06/07/2018 18:10	WG1121153
Naphthalene	ND		5.00	1	06/07/2018 18:10	WG1121153
1,2-Dichloroethane	ND		1.00	1	06/07/2018 18:10	WG1121153
(S) Toluene-d8	99.4		80.0-120		06/07/2018 18:10	WG1121153
(S) Dibromofluoromethane	99.2		76.0-123		06/07/2018 18:10	WG1121153
(S) 4-Bromofluorobenzene	96.7		80.0-120		06/07/2018 18:10	WG1121153

- 1 Cp
- 2 Tc
- 3 Ss
- 4 Cn
- 5 Sr
- 6 Qc
- 7 Gl
- 8 Al
- 9 Sc



Volatile Organic Compounds (GC/MS) by Method 8260B

Analyte	Result	Qualifier	RDL	Dilution	Analysis date / time	Batch
Benzene	ND		1.00	1	06/07/2018 18:29	WG1121153
Toluene	ND		1.00	1	06/07/2018 18:29	WG1121153
Ethylbenzene	ND		1.00	1	06/07/2018 18:29	WG1121153
Total Xylenes	ND		3.00	1	06/07/2018 18:29	WG1121153
Methyl tert-butyl ether	ND		1.00	1	06/07/2018 18:29	WG1121153
Naphthalene	ND		5.00	1	06/07/2018 18:29	WG1121153
1,2-Dichloroethane	ND		1.00	1	06/07/2018 18:29	WG1121153
(S) Toluene-d8	103		80.0-120		06/07/2018 18:29	WG1121153
(S) Dibromofluoromethane	99.8		76.0-123		06/07/2018 18:29	WG1121153
(S) 4-Bromofluorobenzene	99.0		80.0-120		06/07/2018 18:29	WG1121153

1 Cp

2 Tc

3 Ss

4 Cn

5 Sr

6 Qc

7 Gl

8 Al

9 Sc



Volatile Organic Compounds (GC/MS) by Method 8260B

Analyte	Result	Qualifier	RDL	Dilution	Analysis date / time	Batch
Benzene	ND		1.00	1	06/07/2018 18:49	WG1121153
Toluene	ND		1.00	1	06/07/2018 18:49	WG1121153
Ethylbenzene	ND		1.00	1	06/07/2018 18:49	WG1121153
Total Xylenes	ND		3.00	1	06/07/2018 18:49	WG1121153
Methyl tert-butyl ether	ND		1.00	1	06/07/2018 18:49	WG1121153
Naphthalene	ND		5.00	1	06/07/2018 18:49	WG1121153
1,2-Dichloroethane	ND		1.00	1	06/07/2018 18:49	WG1121153
(S) Toluene-d8	101		80.0-120		06/07/2018 18:49	WG1121153
(S) Dibromofluoromethane	100		76.0-123		06/07/2018 18:49	WG1121153
(S) 4-Bromofluorobenzene	98.4		80.0-120		06/07/2018 18:49	WG1121153

1 Cp

2 Tc

3 Ss

4 Cn

5 Sr

6 Qc

7 Gl

8 Al

9 Sc



Volatile Organic Compounds (GC/MS) by Method 8260B

Analyte	Result	Qualifier	RDL	Dilution	Analysis date / time	Batch
Benzene	275		10.0	10	06/10/2018 17:45	WG1122502
Toluene	20.9		1.00	1	06/07/2018 23:35	WG1121507
Ethylbenzene	58.7		1.00	1	06/07/2018 23:35	WG1121507
Total Xylenes	171		3.00	1	06/07/2018 23:35	WG1121507
Methyl tert-butyl ether	ND		1.00	1	06/07/2018 23:35	WG1121507
Naphthalene	22.5		5.00	1	06/07/2018 23:35	WG1121507
1,2-Dichloroethane	ND		1.00	1	06/07/2018 23:35	WG1121507
(S) Toluene-d8	96.5		80.0-120		06/07/2018 23:35	WG1121507
(S) Toluene-d8	109		80.0-120		06/10/2018 17:45	WG1122502
(S) Dibromofluoromethane	95.9		76.0-123		06/07/2018 23:35	WG1121507
(S) Dibromofluoromethane	98.7		76.0-123		06/10/2018 17:45	WG1122502
(S) 4-Bromofluorobenzene	96.3		80.0-120		06/07/2018 23:35	WG1121507
(S) 4-Bromofluorobenzene	108		80.0-120		06/10/2018 17:45	WG1122502

- 1 Cp
- 2 Tc
- 3 Ss
- 4 Cn
- 5 Sr
- 6 Qc
- 7 Gl
- 8 Al
- 9 Sc



Volatile Organic Compounds (GC/MS) by Method 8260B

Analyte	Result	Qualifier	RDL	Dilution	Analysis date / time	Batch
Benzene	ND		1.00	1	06/07/2018 23:54	WG1121507
Toluene	ND		1.00	1	06/07/2018 23:54	WG1121507
Ethylbenzene	ND		1.00	1	06/07/2018 23:54	WG1121507
Total Xylenes	ND		3.00	1	06/07/2018 23:54	WG1121507
Methyl tert-butyl ether	ND		1.00	1	06/07/2018 23:54	WG1121507
Naphthalene	ND		5.00	1	06/07/2018 23:54	WG1121507
1,2-Dichloroethane	ND		1.00	1	06/07/2018 23:54	WG1121507
(S) Toluene-d8	98.4		80.0-120		06/07/2018 23:54	WG1121507
(S) Dibromofluoromethane	95.8		76.0-123		06/07/2018 23:54	WG1121507
(S) 4-Bromofluorobenzene	97.2		80.0-120		06/07/2018 23:54	WG1121507

1 Cp

2 Tc

3 Ss

4 Cn

5 Sr

6 Qc

7 Gl

8 Al

9 Sc



Volatile Organic Compounds (GC/MS) by Method 8260B

Analyte	Result	Qualifier	RDL	Dilution	Analysis date / time	Batch
Benzene	ND		1.00	1	06/08/2018 00:13	WG1121507
Toluene	ND		1.00	1	06/08/2018 00:13	WG1121507
Ethylbenzene	ND		1.00	1	06/08/2018 00:13	WG1121507
Total Xylenes	ND		3.00	1	06/08/2018 00:13	WG1121507
Methyl tert-butyl ether	ND		1.00	1	06/08/2018 00:13	WG1121507
Naphthalene	ND		5.00	1	06/08/2018 00:13	WG1121507
1,2-Dichloroethane	ND		1.00	1	06/08/2018 00:13	WG1121507
(S) Toluene-d8	100		80.0-120		06/08/2018 00:13	WG1121507
(S) Dibromofluoromethane	96.9		76.0-123		06/08/2018 00:13	WG1121507
(S) 4-Bromofluorobenzene	96.6		80.0-120		06/08/2018 00:13	WG1121507

1 Cp

2 Tc

3 Ss

4 Cn

5 Sr

6 Qc

7 Gl

8 Al

9 Sc



Volatile Organic Compounds (GC/MS) by Method 8260B

Analyte	Result	Qualifier	RDL	Dilution	Analysis date / time	Batch
Benzene	ND		1.00	1	06/08/2018 00:32	WG1121507
Toluene	ND		1.00	1	06/08/2018 00:32	WG1121507
Ethylbenzene	ND		1.00	1	06/08/2018 00:32	WG1121507
Total Xylenes	ND		3.00	1	06/08/2018 00:32	WG1121507
Methyl tert-butyl ether	5.06		1.00	1	06/08/2018 00:32	WG1121507
Naphthalene	ND		5.00	1	06/08/2018 00:32	WG1121507
1,2-Dichloroethane	ND		1.00	1	06/08/2018 00:32	WG1121507
(S) Toluene-d8	98.8		80.0-120		06/08/2018 00:32	WG1121507
(S) Dibromofluoromethane	97.7		76.0-123		06/08/2018 00:32	WG1121507
(S) 4-Bromofluorobenzene	99.6		80.0-120		06/08/2018 00:32	WG1121507

- 1 Cp
- 2 Tc
- 3 Ss
- 4 Cn
- 5 Sr
- 6 Qc
- 7 Gl
- 8 Al
- 9 Sc



Volatile Organic Compounds (GC/MS) by Method 8260B

Analyte	Result	Qualifier	RDL	Dilution	Analysis date / time	Batch
Benzene	373		10.0	10	06/10/2018 18:04	WG1122502
Toluene	2.49		1.00	1	06/08/2018 00:51	WG1121507
Ethylbenzene	ND		1.00	1	06/08/2018 00:51	WG1121507
Total Xylenes	222		3.00	1	06/08/2018 00:51	WG1121507
Methyl tert-butyl ether	75.5		1.00	1	06/08/2018 00:51	WG1121507
Naphthalene	9.00		5.00	1	06/08/2018 00:51	WG1121507
1,2-Dichloroethane	ND		1.00	1	06/08/2018 00:51	WG1121507
(S) Toluene-d8	99.7		80.0-120		06/08/2018 00:51	WG1121507
(S) Toluene-d8	107		80.0-120		06/10/2018 18:04	WG1122502
(S) Dibromofluoromethane	93.9		76.0-123		06/08/2018 00:51	WG1121507
(S) Dibromofluoromethane	98.0		76.0-123		06/10/2018 18:04	WG1122502
(S) 4-Bromofluorobenzene	97.9		80.0-120		06/08/2018 00:51	WG1121507
(S) 4-Bromofluorobenzene	108		80.0-120		06/10/2018 18:04	WG1122502

- 1 Cp
- 2 Tc
- 3 Ss
- 4 Cn
- 5 Sr
- 6 Qc
- 7 Gl
- 8 Al
- 9 Sc



Volatile Organic Compounds (GC/MS) by Method 8260B

Analyte	Result	Qualifier	RDL	Dilution	Analysis date / time	Batch
Benzene	63.1		1.00	1	06/08/2018 01:10	WG1121507
Toluene	3.28		1.00	1	06/08/2018 01:10	WG1121507
Ethylbenzene	ND		1.00	1	06/08/2018 01:10	WG1121507
Total Xylenes	19.2		3.00	1	06/08/2018 01:10	WG1121507
Methyl tert-butyl ether	247		5.00	5	06/10/2018 18:24	WG1122502
Naphthalene	ND		5.00	1	06/08/2018 01:10	WG1121507
1,2-Dichloroethane	ND		1.00	1	06/08/2018 01:10	WG1121507
(S) Toluene-d8	99.0		80.0-120		06/08/2018 01:10	WG1121507
(S) Toluene-d8	108		80.0-120		06/10/2018 18:24	WG1122502
(S) Dibromofluoromethane	95.4		76.0-123		06/08/2018 01:10	WG1121507
(S) Dibromofluoromethane	96.6		76.0-123		06/10/2018 18:24	WG1122502
(S) 4-Bromofluorobenzene	95.4		80.0-120		06/08/2018 01:10	WG1121507
(S) 4-Bromofluorobenzene	109		80.0-120		06/10/2018 18:24	WG1122502

- 1 Cp
- 2 Tc
- 3 Ss
- 4 Cn
- 5 Sr
- 6 Qc
- 7 Gl
- 8 Al
- 9 Sc



Volatile Organic Compounds (GC/MS) by Method 8260B

Analyte	Result	Qualifier	RDL	Dilution	Analysis date / time	Batch
Benzene	ND		1.00	1	06/08/2018 01:29	WG1121507
Toluene	ND		1.00	1	06/08/2018 01:29	WG1121507
Ethylbenzene	ND		1.00	1	06/08/2018 01:29	WG1121507
Total Xylenes	ND		3.00	1	06/08/2018 01:29	WG1121507
Methyl tert-butyl ether	322		10.0	10	06/10/2018 18:43	WG1122502
Naphthalene	ND		5.00	1	06/08/2018 01:29	WG1121507
1,2-Dichloroethane	ND		1.00	1	06/08/2018 01:29	WG1121507
(S) Toluene-d8	96.1		80.0-120		06/08/2018 01:29	WG1121507
(S) Toluene-d8	109		80.0-120		06/10/2018 18:43	WG1122502
(S) Dibromofluoromethane	98.3		76.0-123		06/08/2018 01:29	WG1121507
(S) Dibromofluoromethane	95.8		76.0-123		06/10/2018 18:43	WG1122502
(S) 4-Bromofluorobenzene	94.5		80.0-120		06/08/2018 01:29	WG1121507
(S) 4-Bromofluorobenzene	106		80.0-120		06/10/2018 18:43	WG1122502

- 1 Cp
- 2 Tc
- 3 Ss
- 4 Cn
- 5 Sr
- 6 Qc
- 7 Gl
- 8 Al
- 9 Sc



Wet Chemistry by Method 2320 B-2011

Analyte	Result	Qualifier	RDL	Dilution	Analysis date / time	Batch
Alkalinity	ND		20000	1	06/08/2018 17:11	WG1121212

Sample Narrative:

L999242-22 WG1121212: Endpoint pH 4.5

Wet Chemistry by Method 4500CO2 D-2011

Analyte	Result	Qualifier	RDL	Dilution	Analysis date / time	Batch
Free Carbon Dioxide	37900	<u>T8</u>	20000	1	06/08/2018 17:11	WG1121212

Sample Narrative:

L999242-22 WG1121212: Endpoint pH 4.5

Wet Chemistry by Method 9056A

Analyte	Result	Qualifier	RDL	Dilution	Analysis date / time	Batch
Nitrate as (N)	ND		100	1	06/06/2018 15:32	WG1120583
Sulfate	ND		5000	1	06/06/2018 15:32	WG1120583

Volatile Organic Compounds (GC) by Method RSK175

Analyte	Result	Qualifier	RDL	Dilution	Analysis date / time	Batch
Methane	ND		10.0	1	06/08/2018 10:41	WG1121601

Volatile Organic Compounds (GC/MS) by Method 8260B

Analyte	Result	Qualifier	RDL	Dilution	Analysis date / time	Batch
Benzene	ND		1.00	1	06/08/2018 01:49	WG1121507
Toluene	ND		1.00	1	06/08/2018 01:49	WG1121507
Ethylbenzene	ND		1.00	1	06/08/2018 01:49	WG1121507
Total Xylenes	ND		3.00	1	06/08/2018 01:49	WG1121507
Methyl tert-butyl ether	ND		1.00	1	06/08/2018 01:49	WG1121507
Naphthalene	ND		5.00	1	06/08/2018 01:49	WG1121507
1,2-Dichloroethane	ND		1.00	1	06/08/2018 01:49	WG1121507
(S) Toluene-d8	99.9		80.0-120		06/08/2018 01:49	WG1121507
(S) Dibromofluoromethane	95.8		76.0-123		06/08/2018 01:49	WG1121507
(S) 4-Bromofluorobenzene	95.1		80.0-120		06/08/2018 01:49	WG1121507

- 1 Cp
- 2 Tc
- 3 Ss
- 4 Cn
- 5 Sr
- 6 Qc
- 7 Gl
- 8 Al
- 9 Sc



Wet Chemistry by Method 2320 B-2011

Analyte	Result	Qualifier	RDL	Dilution	Analysis date / time	Batch
Alkalinity	ND		20000	1	06/08/2018 17:17	WG1121212

Sample Narrative:

L999242-23 WG1121212: Endpoint pH 4.5

Wet Chemistry by Method 4500CO2 D-2011

Analyte	Result	Qualifier	RDL	Dilution	Analysis date / time	Batch
Free Carbon Dioxide	ND	<u>T8</u>	20000	1	06/08/2018 17:17	WG1121212

Sample Narrative:

L999242-23 WG1121212: Endpoint pH 4.5

Wet Chemistry by Method 9056A

Analyte	Result	Qualifier	RDL	Dilution	Analysis date / time	Batch
Nitrate as (N)	ND		100	1	06/06/2018 16:49	WG1120583
Sulfate	ND		5000	1	06/06/2018 16:49	WG1120583

Volatile Organic Compounds (GC) by Method RSK175

Analyte	Result	Qualifier	RDL	Dilution	Analysis date / time	Batch
Methane	ND		10.0	1	06/08/2018 10:48	WG1121601

Volatile Organic Compounds (GC/MS) by Method 8260B

Analyte	Result	Qualifier	RDL	Dilution	Analysis date / time	Batch
Benzene	16.3		1.00	1	06/08/2018 02:08	WG1121507
Toluene	181		10.0	10	06/10/2018 19:03	WG1122502
Ethylbenzene	2.51		1.00	1	06/08/2018 02:08	WG1121507
Total Xylenes	249		3.00	1	06/08/2018 02:08	WG1121507
Methyl tert-butyl ether	ND		1.00	1	06/08/2018 02:08	WG1121507
Naphthalene	ND		5.00	1	06/08/2018 02:08	WG1121507
1,2-Dichloroethane	ND		1.00	1	06/08/2018 02:08	WG1121507
(S) Toluene-d8	100		80.0-120		06/08/2018 02:08	WG1121507
(S) Toluene-d8	105		80.0-120		06/10/2018 19:03	WG1122502
(S) Dibromofluoromethane	96.7		76.0-123		06/08/2018 02:08	WG1121507
(S) Dibromofluoromethane	96.4		76.0-123		06/10/2018 19:03	WG1122502
(S) 4-Bromofluorobenzene	100		80.0-120		06/08/2018 02:08	WG1121507
(S) 4-Bromofluorobenzene	108		80.0-120		06/10/2018 19:03	WG1122502

1 Cp

2 Tc

3 Ss

4 Cn

5 Sr

6 Qc

7 Gl

8 Al

9 Sc



Wet Chemistry by Method 2320 B-2011

Analyte	Result	Qualifier	RDL	Dilution	Analysis date / time	Batch
Alkalinity	ND		20000	1	06/08/2018 17:23	WG1121212

Sample Narrative:

L999242-24 WG1121212: Endpoint pH 4.5

Wet Chemistry by Method 4500CO2 D-2011

Analyte	Result	Qualifier	RDL	Dilution	Analysis date / time	Batch
Free Carbon Dioxide	35800	<u>T8</u>	20000	1	06/08/2018 17:23	WG1121212

Sample Narrative:

L999242-24 WG1121212: Endpoint pH 4.5

Wet Chemistry by Method 9056A

Analyte	Result	Qualifier	RDL	Dilution	Analysis date / time	Batch
Nitrate as (N)	203		100	1	06/06/2018 17:04	WG1120583
Sulfate	ND		5000	1	06/06/2018 17:04	WG1120583

Volatile Organic Compounds (GC) by Method RSK175

Analyte	Result	Qualifier	RDL	Dilution	Analysis date / time	Batch
Methane	ND		10.0	1	06/08/2018 10:51	WG1121601

Volatile Organic Compounds (GC/MS) by Method 8260B

Analyte	Result	Qualifier	RDL	Dilution	Analysis date / time	Batch
Benzene	ND		1.00	1	06/08/2018 02:27	WG1121507
Toluene	ND		1.00	1	06/08/2018 02:27	WG1121507
Ethylbenzene	ND		1.00	1	06/08/2018 02:27	WG1121507
Total Xylenes	ND		3.00	1	06/08/2018 02:27	WG1121507
Methyl tert-butyl ether	ND		1.00	1	06/08/2018 02:27	WG1121507
Naphthalene	ND		5.00	1	06/08/2018 02:27	WG1121507
1,2-Dichloroethane	ND		1.00	1	06/08/2018 02:27	WG1121507
(S) Toluene-d8	103		80.0-120		06/08/2018 02:27	WG1121507
(S) Dibromofluoromethane	97.7		76.0-123		06/08/2018 02:27	WG1121507
(S) 4-Bromofluorobenzene	99.9		80.0-120		06/08/2018 02:27	WG1121507

- 1 Cp
- 2 Tc
- 3 Ss
- 4 Cn
- 5 Sr
- 6 Qc
- 7 Gl
- 8 Al
- 9 Sc



Wet Chemistry by Method 2320 B-2011

Analyte	Result	Qualifier	RDL	Dilution	Analysis date / time	Batch
Alkalinity	ND		20000	1	06/08/2018 17:29	WG1121212

Sample Narrative:

L999242-25 WG1121212: Endpoint pH 4.5

Wet Chemistry by Method 4500CO2 D-2011

Analyte	Result	Qualifier	RDL	Dilution	Analysis date / time	Batch
Free Carbon Dioxide	42400	<u>T8</u>	20000	1	06/08/2018 17:29	WG1121212

Sample Narrative:

L999242-25 WG1121212: Endpoint pH 4.5

Wet Chemistry by Method 9056A

Analyte	Result	Qualifier	RDL	Dilution	Analysis date / time	Batch
Nitrate as (N)	198		100	1	06/06/2018 17:20	WG1120583
Sulfate	ND		5000	1	06/06/2018 17:20	WG1120583

Volatile Organic Compounds (GC) by Method RSK175

Analyte	Result	Qualifier	RDL	Dilution	Analysis date / time	Batch
Methane	ND		10.0	1	06/08/2018 11:07	WG1121601

Volatile Organic Compounds (GC/MS) by Method 8260B

Analyte	Result	Qualifier	RDL	Dilution	Analysis date / time	Batch
Benzene	ND		1.00	1	06/08/2018 02:47	WG1121507
Toluene	ND		1.00	1	06/08/2018 02:47	WG1121507
Ethylbenzene	ND		1.00	1	06/08/2018 02:47	WG1121507
Total Xylenes	ND		3.00	1	06/08/2018 02:47	WG1121507
Methyl tert-butyl ether	ND		1.00	1	06/08/2018 02:47	WG1121507
Naphthalene	ND		5.00	1	06/08/2018 02:47	WG1121507
1,2-Dichloroethane	ND		1.00	1	06/08/2018 02:47	WG1121507
(S) Toluene-d8	102		80.0-120		06/08/2018 02:47	WG1121507
(S) Dibromofluoromethane	96.9		76.0-123		06/08/2018 02:47	WG1121507
(S) 4-Bromofluorobenzene	97.4		80.0-120		06/08/2018 02:47	WG1121507

1 Cp

2 Tc

3 Ss

4 Cn

5 Sr

6 Qc

7 Gl

8 Al

9 Sc



Wet Chemistry by Method 2320 B-2011

Analyte	Result	Qualifier	RDL	Dilution	Analysis date / time	Batch
Alkalinity	21100		20000	1	06/08/2018 17:35	WG1121212

Sample Narrative:

L999242-26 WG1121212: Endpoint pH 4.5

Wet Chemistry by Method 4500CO2 D-2011

Analyte	Result	Qualifier	RDL	Dilution	Analysis date / time	Batch
Free Carbon Dioxide	59200	<u>T8</u>	20000	1	06/08/2018 17:35	WG1121212

Sample Narrative:

L999242-26 WG1121212: Endpoint pH 4.5

Wet Chemistry by Method 9056A

Analyte	Result	Qualifier	RDL	Dilution	Analysis date / time	Batch
Nitrate as (N)	ND		100	1	06/06/2018 17:35	WG1120583
Sulfate	ND		5000	1	06/06/2018 17:35	WG1120583

Volatile Organic Compounds (GC) by Method RSK175

Analyte	Result	Qualifier	RDL	Dilution	Analysis date / time	Batch
Methane	26.6		10.0	1	06/08/2018 11:19	WG1121601

Volatile Organic Compounds (GC/MS) by Method 8260B

Analyte	Result	Qualifier	RDL	Dilution	Analysis date / time	Batch
Benzene	472		25.0	25	06/10/2018 19:22	WG1122502
Toluene	514		25.0	25	06/10/2018 19:22	WG1122502
Ethylbenzene	16.8		1.00	1	06/08/2018 03:06	WG1121507
Total Xylenes	1490		75.0	25	06/10/2018 19:22	WG1122502
Methyl tert-butyl ether	255		25.0	25	06/10/2018 19:22	WG1122502
Naphthalene	20.4		5.00	1	06/08/2018 03:06	WG1121507
1,2-Dichloroethane	ND		1.00	1	06/08/2018 03:06	WG1121507
(S) Toluene-d8	98.8		80.0-120		06/08/2018 03:06	WG1121507
(S) Toluene-d8	106		80.0-120		06/10/2018 19:22	WG1122502
(S) Dibromofluoromethane	97.8		76.0-123		06/08/2018 03:06	WG1121507
(S) Dibromofluoromethane	98.1		76.0-123		06/10/2018 19:22	WG1122502
(S) 4-Bromofluorobenzene	100		80.0-120		06/08/2018 03:06	WG1121507
(S) 4-Bromofluorobenzene	108		80.0-120		06/10/2018 19:22	WG1122502

- 1 Cp
- 2 Tc
- 3 Ss
- 4 Cn
- 5 Sr
- 6 Qc
- 7 Gl
- 8 Al
- 9 Sc



Volatile Organic Compounds (GC/MS) by Method 8260B

Analyte	Result	Qualifier	RDL	Dilution	Analysis	Batch
	ug/l		ug/l		date / time	
Acetone	ND		50.0	1	06/07/2018 23:15	WG1121507
Benzene	ND		1.00	1	06/07/2018 23:15	WG1121507
Bromodichloromethane	ND		1.00	1	06/07/2018 23:15	WG1121507
Bromoform	ND		1.00	1	06/07/2018 23:15	WG1121507
Bromomethane	ND		5.00	1	06/07/2018 23:15	WG1121507
Carbon disulfide	ND		1.00	1	06/07/2018 23:15	WG1121507
Carbon tetrachloride	ND		1.00	1	06/07/2018 23:15	WG1121507
Chlorobenzene	ND		1.00	1	06/07/2018 23:15	WG1121507
Chlorodibromomethane	ND		1.00	1	06/07/2018 23:15	WG1121507
Chloroethane	ND		5.00	1	06/07/2018 23:15	WG1121507
Chloroform	ND		5.00	1	06/07/2018 23:15	WG1121507
Chloromethane	ND		2.50	1	06/07/2018 23:15	WG1121507
1,2-Dibromo-3-Chloropropane	ND		5.00	1	06/07/2018 23:15	WG1121507
1,2-Dibromoethane	ND		1.00	1	06/07/2018 23:15	WG1121507
1,2-Dichlorobenzene	ND		1.00	1	06/07/2018 23:15	WG1121507
1,3-Dichlorobenzene	ND		1.00	1	06/07/2018 23:15	WG1121507
1,4-Dichlorobenzene	ND		1.00	1	06/07/2018 23:15	WG1121507
1,1-Dichloroethane	ND		1.00	1	06/07/2018 23:15	WG1121507
1,2-Dichloroethane	ND		1.00	1	06/07/2018 23:15	WG1121507
1,1-Dichloroethene	ND		1.00	1	06/07/2018 23:15	WG1121507
cis-1,2-Dichloroethene	ND		1.00	1	06/07/2018 23:15	WG1121507
trans-1,2-Dichloroethene	ND		1.00	1	06/07/2018 23:15	WG1121507
1,2-Dichloropropane	ND		1.00	1	06/07/2018 23:15	WG1121507
cis-1,3-Dichloropropene	ND		1.00	1	06/07/2018 23:15	WG1121507
trans-1,3-Dichloropropene	ND		1.00	1	06/07/2018 23:15	WG1121507
Di-isopropyl ether	ND		1.00	1	06/07/2018 23:15	WG1121507
Ethylbenzene	ND		1.00	1	06/07/2018 23:15	WG1121507
2-Butanone (MEK)	ND		10.0	1	06/07/2018 23:15	WG1121507
2-Hexanone	ND		10.0	1	06/07/2018 23:15	WG1121507
Methylene Chloride	ND		5.00	1	06/07/2018 23:15	WG1121507
4-Methyl-2-pentanone (MIBK)	ND		10.0	1	06/07/2018 23:15	WG1121507
Methyl tert-butyl ether	ND		1.00	1	06/07/2018 23:15	WG1121507
Naphthalene	ND		5.00	1	06/07/2018 23:15	WG1121507
Styrene	ND		1.00	1	06/07/2018 23:15	WG1121507
1,1,2,2-Tetrachloroethane	ND		1.00	1	06/07/2018 23:15	WG1121507
Tetrachloroethene	ND		1.00	1	06/07/2018 23:15	WG1121507
Toluene	ND		1.00	1	06/07/2018 23:15	WG1121507
1,1,1-Trichloroethane	ND		1.00	1	06/07/2018 23:15	WG1121507
1,1,2-Trichloroethane	ND		1.00	1	06/07/2018 23:15	WG1121507
Trichloroethene	ND		1.00	1	06/07/2018 23:15	WG1121507
Vinyl chloride	ND		1.00	1	06/07/2018 23:15	WG1121507
Xylenes, Total	ND		3.00	1	06/07/2018 23:15	WG1121507
1,1,2-Trichlorotrifluoroethane	ND		1.00	1	06/07/2018 23:15	WG1121507
1,2,3-Trimethylbenzene	ND		1.00	1	06/07/2018 23:15	WG1121507
(S) Toluene-d8	98.4		80.0-120		06/07/2018 23:15	WG1121507
(S) Dibromofluoromethane	95.1		76.0-123		06/07/2018 23:15	WG1121507
(S) a,a,a-Trifluorotoluene	101		80.0-120		06/07/2018 23:15	WG1121507
(S) 4-Bromofluorobenzene	96.2		80.0-120		06/07/2018 23:15	WG1121507

1 Cp

2 Tc

3 Ss

4 Cn

5 Sr

6 Qc

7 Gl

8 Al

9 Sc



Volatile Organic Compounds (GC/MS) by Method 8260B

Analyte	Result	Qualifier	RDL	Dilution	Analysis date / time	Batch
Benzene	ND		1.00	1	06/08/2018 03:26	WG1121507
Toluene	ND		1.00	1	06/08/2018 03:26	WG1121507
Ethylbenzene	ND		1.00	1	06/08/2018 03:26	WG1121507
Total Xylenes	ND		3.00	1	06/08/2018 03:26	WG1121507
Methyl tert-butyl ether	ND		1.00	1	06/08/2018 03:26	WG1121507
Naphthalene	ND		5.00	1	06/08/2018 03:26	WG1121507
1,2-Dichloroethane	ND		1.00	1	06/08/2018 03:26	WG1121507
(S) Toluene-d8	103		80.0-120		06/08/2018 03:26	WG1121507
(S) Dibromofluoromethane	96.4		76.0-123		06/08/2018 03:26	WG1121507
(S) 4-Bromofluorobenzene	97.7		80.0-120		06/08/2018 03:26	WG1121507

- 1 Cp
- 2 Tc
- 3 Ss
- 4 Cn
- 5 Sr
- 6 Qc
- 7 Gl
- 8 Al
- 9 Sc



Wet Chemistry by Method 2320 B-2011

Analyte	Result	Qualifier	RDL	Dilution	Analysis date / time	Batch
Alkalinity	31900		20000	1	06/12/2018 22:18	WG1122753

Sample Narrative:

L999242-29 WG1122753: Endpoint pH 4.5

Wet Chemistry by Method 4500CO2 D-2011

Analyte	Result	Qualifier	RDL	Dilution	Analysis date / time	Batch
Free Carbon Dioxide	21200	<u>T8</u>	20000	1	06/12/2018 22:18	WG1122753

Sample Narrative:

L999242-29 WG1122753: Endpoint pH 4.5

Wet Chemistry by Method 9056A

Analyte	Result	Qualifier	RDL	Dilution	Analysis date / time	Batch
Nitrate as (N)	100		100	1	06/06/2018 17:51	WG1120583
Sulfate	37200		5000	1	06/06/2018 17:51	WG1120583

Volatile Organic Compounds (GC) by Method RSK175

Analyte	Result	Qualifier	RDL	Dilution	Analysis date / time	Batch
Methane	34.6		10.0	1	06/08/2018 11:37	WG1121601

Volatile Organic Compounds (GC/MS) by Method 8260B

Analyte	Result	Qualifier	RDL	Dilution	Analysis date / time	Batch
Benzene	3.81		1.00	1	06/08/2018 03:45	WG1121507
Toluene	1.01		1.00	1	06/08/2018 03:45	WG1121507
Ethylbenzene	3.77		1.00	1	06/08/2018 03:45	WG1121507
Total Xylenes	16.0		3.00	1	06/08/2018 03:45	WG1121507
Methyl tert-butyl ether	ND		1.00	1	06/08/2018 03:45	WG1121507
Naphthalene	ND		5.00	1	06/08/2018 03:45	WG1121507
1,2-Dichloroethane	ND		1.00	1	06/08/2018 03:45	WG1121507
(S) Toluene-d8	98.1		80.0-120		06/08/2018 03:45	WG1121507
(S) Dibromofluoromethane	97.7		76.0-123		06/08/2018 03:45	WG1121507
(S) 4-Bromofluorobenzene	96.8		80.0-120		06/08/2018 03:45	WG1121507

- 1 Cp
- 2 Tc
- 3 Ss
- 4 Cn
- 5 Sr
- 6 Qc
- 7 Gl
- 8 Al
- 9 Sc



L999300-01 Original Sample (OS) • Duplicate (DUP)

(OS) L999300-01 06/08/18 17:47 • (DUP) R3316856-1 06/08/18 17:54

Analyte	Original Result	DUP Result	Dilution	DUP RPD	DUP Qualifier	DUP RPD Limits
Alkalinity	198000	165000	1	17.8		20

Sample Narrative:

OS: Endpoint pH 4.5
DUP: Endpoint pH 4.5

¹Cp

²Tc

³Ss

⁴Cn

⁵Sr

L999300-04 Original Sample (OS) • Duplicate (DUP)

(OS) L999300-04 06/09/18 01:30 • (DUP) R3316856-5 06/09/18 01:38

Analyte	Original Result	DUP Result	Dilution	DUP RPD	DUP Qualifier	DUP RPD Limits
Alkalinity	521000	535000	1	2.71		20

Sample Narrative:

OS: Endpoint pH 4.5
DUP: Endpoint pH 4.5

⁶Qc

⁷Gl

⁸Al

⁹Sc

Laboratory Control Sample (LCS) • Laboratory Control Sample Duplicate (LCSD)

(LCS) R3316856-3 06/08/18 18:35 • (LCSD) R3316856-4 06/08/18 19:48

Analyte	Spike Amount	LCS Result	LCSD Result	LCS Rec.	LCSD Rec.	Rec. Limits	LCS Qualifier	LCSD Qualifier	RPD	RPD Limits
Alkalinity	100000	110000	107000	110	107	85.0-115			2.73	20

Sample Narrative:

LCS: Endpoint pH 4.5
LCSD: Endpoint pH 4.5



L999273-01 Original Sample (OS) • Duplicate (DUP)

(OS) L999273-01 06/12/18 19:53 • (DUP) R3317437-1 06/12/18 20:03

Analyte	Original Result	DUP Result	Dilution	DUP RPD	DUP Qualifier	DUP RPD Limits
Alkalinity	ug/l	ug/l		%		%
Alkalinity	247000	248000	1	0.712		20

Sample Narrative:

OS: Endpoint pH 4.5
 DUP: Endpoint pH 4.5

1 Cp

2 Tc

3 Ss

4 Cn

5 Sr

L999522-03 Original Sample (OS) • Duplicate (DUP)

(OS) L999522-03 06/12/18 21:40 • (DUP) R3317437-4 06/12/18 21:47

Analyte	Original Result	DUP Result	Dilution	DUP RPD	DUP Qualifier	DUP RPD Limits
Alkalinity	ug/l	ug/l		%		%
Alkalinity	36800	37000	1	0.470		20

Sample Narrative:

OS: Endpoint pH 4.5 headspace
 DUP: Endpoint pH 4.5

6 Qc

7 Gl

8 Al

9 Sc

Laboratory Control Sample (LCS) • Laboratory Control Sample Duplicate (LCSD)

(LCS) R3317437-3 06/12/18 20:12 • (LCSD) R3317437-6 06/12/18 21:55

Analyte	Spike Amount	LCS Result	LCSD Result	LCS Rec.	LCSD Rec.	Rec. Limits	LCS Qualifier	LCSD Qualifier	RPD	RPD Limits
Alkalinity	ug/l	ug/l	ug/l	%	%	%			%	%
Alkalinity	100000	104000	106000	104	106	85.0-115			1.70	20

Sample Narrative:

LCS: Endpoint pH 4.5
 LCSD: Endpoint pH 4.5



L999300-01 Original Sample (OS) • Duplicate (DUP)

(OS) L999300-01 06/08/18 17:47 • (DUP) R3316856-2 06/08/18 17:54

Analyte	Original Result	DUP Result	Dilution	DUP RPD	DUP Qualifier	DUP RPD Limits
Free Carbon Dioxide	108000	91300	1	16.6		20

Sample Narrative:

OS: Endpoint pH 4.5

DUP: Endpoint pH 4.5

L999300-04 Original Sample (OS) • Duplicate (DUP)

(OS) L999300-04 06/09/18 01:30 • (DUP) R3316856-6 06/09/18 01:38

Analyte	Original Result	DUP Result	Dilution	DUP RPD	DUP Qualifier	DUP RPD Limits
Free Carbon Dioxide	ND	ND	1	0.000		20

Sample Narrative:

OS: Endpoint pH 4.5

DUP: Endpoint pH 4.5

¹Cp

²Tc

³Ss

⁴Cn

⁵Sr

⁶Qc

⁷Gl

⁸Al

⁹Sc



L999273-01 Original Sample (OS) • Duplicate (DUP)

(OS) L999273-01 06/12/18 19:53 • (DUP) R3317437-2 06/12/18 20:03

Analyte	Original Result	DUP Result	Dilution	DUP RPD	DUP Qualifier	DUP RPD Limits
Free Carbon Dioxide	ug/l	ug/l	%			
Free Carbon Dioxide	ND	22400	1	20.8	P1	20

Sample Narrative:

OS: Endpoint pH 4.5
DUP: Endpoint pH 4.5

L999522-03 Original Sample (OS) • Duplicate (DUP)

(OS) L999522-03 06/12/18 21:40 • (DUP) R3317437-5 06/12/18 21:47

Analyte	Original Result	DUP Result	Dilution	DUP RPD	DUP Qualifier	DUP RPD Limits
Free Carbon Dioxide	ug/l	ug/l	%			
Free Carbon Dioxide	U	ND	1	0.000		20

Sample Narrative:

OS: Endpoint pH 4.5 headspace
DUP: Endpoint pH 4.5

1 Cp

2 Tc

3 Ss

4 Cn

5 Sr

6 Qc

7 Gl

8 Al

9 Sc



[L999242-03,22,23,24,25,26,29](#)

Method Blank (MB)

(MB) R3316059-1 06/06/18 09:48

Analyte	MB Result	MB Qualifier	MB MDL	MB RDL
	ug/l		ug/l	ug/l
Nitrate	U		22.7	100
Sulfate	U		77.4	5000

1 Cp

2 Tc

3 Ss

4 Cn

5 Sr

6 Qc

7 Gl

8 Al

9 Sc

L999242-03 Original Sample (OS) • Duplicate (DUP)

(OS) L999242-03 06/06/18 15:01 • (DUP) R3316059-4 06/06/18 15:17

Analyte	Original Result	DUP Result	Dilution	DUP RPD	DUP Qualifier	DUP RPD Limits
	ug/l	ug/l		%		%
Nitrate	1410	1410	1	0.312		15
Sulfate	55300	55400	1	0.247		15

L999265-08 Original Sample (OS) • Duplicate (DUP)

(OS) L999265-08 06/06/18 22:59 • (DUP) R3316059-7 06/06/18 23:14

Analyte	Original Result	DUP Result	Dilution	DUP RPD	DUP Qualifier	DUP RPD Limits
	ug/l	ug/l		%		%
Nitrate	327	337	1	2.92		15
Sulfate	17000	17000	1	0.0306		15

Laboratory Control Sample (LCS) • Laboratory Control Sample Duplicate (LCSD)

(LCS) R3316059-2 06/06/18 10:04 • (LCSD) R3316059-3 06/06/18 10:19

Analyte	Spike Amount	LCS Result	LCSD Result	LCS Rec.	LCSD Rec.	Rec. Limits	LCS Qualifier	LCSD Qualifier	RPD	RPD Limits
	ug/l	ug/l	ug/l	%	%	%			%	%
Nitrate	8000	8030	8000	100	100	80.0-120			0.429	15
Sulfate	40000	39500	39600	98.8	99.0	80.0-120			0.221	15

L999242-22 Original Sample (OS) • Matrix Spike (MS) • Matrix Spike Duplicate (MSD)

(OS) L999242-22 06/06/18 15:32 • (MS) R3316059-5 06/06/18 15:47 • (MSD) R3316059-6 06/06/18 16:03

Analyte	Spike Amount	Original Result	MS Result	MSD Result	MS Rec.	MSD Rec.	Dilution	Rec. Limits	MS Qualifier	MSD Qualifier	RPD	RPD Limits
	ug/l	ug/l	ug/l	ug/l	%	%		%			%	%
Nitrate	5000	ND	4700	4750	92.8	93.7	1	80.0-120			1.01	15
Sulfate	50000	ND	49200	49900	96.4	97.8	1	80.0-120			1.41	15



L999264-02 Original Sample (OS) • Matrix Spike (MS)

(OS) L999264-02 06/07/18 07:35 • (MS) R3316059-8 06/07/18 07:50

Analyte	Spike Amount ug/l	Original Result ug/l	MS Result ug/l	MS Rec. %	Dilution	Rec. Limits %	MS Qualifier
Nitrate	5000	838	5550	94.2	1	80.0-120	
Sulfate	50000	223000	254000	62.2	1	80.0-120	<u>EV</u>

¹ Cp

² Tc

³ Ss

⁴ Cn

⁵ Sr

⁶ Qc

⁷ Gl

⁸ Al

⁹ Sc



Method Blank (MB)

(MB) R3316523-1 06/08/18 09:41

Analyte	MB Result	MB Qualifier	MB MDL	MB RDL
Methane	U		2.91	10.0

1 Cp

2 Tc

3 Ss

4 Cn

5 Sr

6 Qc

7 Gl

8 Al

9 Sc

L999166-01 Original Sample (OS) • Duplicate (DUP)

(OS) L999166-01 06/08/18 10:26 • (DUP) R3316523-3 06/08/18 11:10

Analyte	Original Result	DUP Result	Dilution	DUP RPD	DUP Qualifier	DUP RPD Limits
Methane	22.2	19.8	1	11.5		20

L999167-01 Original Sample (OS) • Duplicate (DUP)

(OS) L999167-01 06/08/18 10:29 • (DUP) R3316523-4 06/08/18 11:13

Analyte	Original Result	DUP Result	Dilution	DUP RPD	DUP Qualifier	DUP RPD Limits
Methane	11.1	9.16	1	19.2	J	20

L999170-01 Original Sample (OS) • Duplicate (DUP)

(OS) L999170-01 06/08/18 10:34 • (DUP) R3316523-5 06/08/18 11:16

Analyte	Original Result	DUP Result	Dilution	DUP RPD	DUP Qualifier	DUP RPD Limits
Methane	41.6	44.2	1	6.07		20

Laboratory Control Sample (LCS)

(LCS) R3316523-6 06/08/18 13:41

Analyte	Spike Amount	LCS Result	LCS Rec.	Rec. Limits	LCS Qualifier
Methane	67.8	71.3	105	85.0-115	



Laboratory Control Sample (LCS) • Laboratory Control Sample Duplicate (LCSD)

(LCS) R3316523-2 06/08/18 11:04 • (LCSD) R3316523-6 06/08/18 11:53

Analyte	Spike Amount ug/l	LCS Result ug/l	LCSD Result ug/l	LCS Rec. %	LCSD Rec. %	Rec. Limits %	<u>LCS Qualifier</u>	<u>LCSD Qualifier</u>	RPD %	RPD Limits %
Methane	67.8	76.1	73.9	112	109	85.0-115			2.93	20

¹ Cp

² Tc

³ Ss

⁴ Cn

⁵ Sr

⁶ Qc

⁷ Gl

⁸ Al

⁹ Sc



Method Blank (MB)

(MB) R3317471-3 06/07/18 10:34

Analyte	MB Result	MB Qualifier	MB MDL	MB RDL
	ug/l		ug/l	ug/l
Benzene	U		0.331	1.00
1,2-Dichloroethane	U		0.361	1.00
Ethylbenzene	U		0.384	1.00
Methyl tert-butyl ether	U		0.367	1.00
Naphthalene	U		1.00	5.00
Toluene	U		0.412	1.00
Xylenes, Total	U		1.06	3.00
(S) Toluene-d8	97.8			80.0-120
(S) Dibromofluoromethane	97.8			76.0-123
(S) 4-Bromofluorobenzene	96.4			80.0-120

1 Cp

2 Tc

3 Ss

4 Cn

5 Sr

6 Qc

7 Gl

8 Al

9 Sc

Laboratory Control Sample (LCS) • Laboratory Control Sample Duplicate (LCSD)

(LCS) R3317471-1 06/07/18 09:15 • (LCSD) R3317471-2 06/07/18 09:35

Analyte	Spike Amount	LCS Result	LCSD Result	LCS Rec.	LCSD Rec.	Rec. Limits	LCS Qualifier	LCSD Qualifier	RPD	RPD Limits
	ug/l	ug/l	ug/l	%	%	%			%	%
Benzene	25.0	26.3	26.5	105	106	70.0-130			1.05	20
1,2-Dichloroethane	25.0	29.5	29.9	118	120	70.0-130			1.44	20
Ethylbenzene	25.0	28.7	27.7	115	111	70.0-130			3.65	20
Methyl tert-butyl ether	25.0	27.6	27.7	110	111	70.0-130			0.260	20
Naphthalene	25.0	22.5	23.9	90.1	95.8	70.0-130			6.10	20
Toluene	25.0	27.3	26.9	109	107	70.0-130			1.55	20
Xylenes, Total	75.0	85.4	84.8	114	113	70.0-130			0.705	20
(S) Toluene-d8				100	101	80.0-120				
(S) Dibromofluoromethane				97.7	98.7	76.0-123				
(S) 4-Bromofluorobenzene				94.2	97.2	80.0-120				



Method Blank (MB)

(MB) R3316743-2 06/07/18 20:44

Analyte	MB Result ug/l	MB Qualifier	MB MDL ug/l	MB RDL ug/l
Acetone	U		10.0	50.0
Benzene	U		0.331	1.00
Bromodichloromethane	U		0.380	1.00
Bromoform	U		0.469	1.00
Bromomethane	U		0.866	5.00
Carbon disulfide	U		0.275	1.00
Carbon tetrachloride	U		0.379	1.00
Chlorobenzene	U		0.348	1.00
Chlorodibromomethane	U		0.327	1.00
Chloroethane	U		0.453	5.00
Chloroform	U		0.324	5.00
Chloromethane	U		0.276	2.50
1,2-Dibromo-3-Chloropropane	U		1.33	5.00
1,2-Dibromoethane	U		0.381	1.00
1,2-Dichlorobenzene	U		0.349	1.00
1,3-Dichlorobenzene	U		0.220	1.00
1,4-Dichlorobenzene	U		0.274	1.00
1,1-Dichloroethane	U		0.259	1.00
1,2-Dichloroethane	U		0.361	1.00
1,1-Dichloroethene	U		0.398	1.00
cis-1,2-Dichloroethene	U		0.260	1.00
trans-1,2-Dichloroethene	U		0.396	1.00
1,2-Dichloropropane	U		0.306	1.00
cis-1,3-Dichloropropene	U		0.418	1.00
trans-1,3-Dichloropropene	U		0.419	1.00
Di-isopropyl ether	U		0.320	1.00
Ethylbenzene	U		0.384	1.00
2-Hexanone	U		3.82	10.0
2-Butanone (MEK)	U		3.93	10.0
Methylene Chloride	U		1.00	5.00
4-Methyl-2-pentanone (MIBK)	U		2.14	10.0
Methyl tert-butyl ether	U		0.367	1.00
Naphthalene	U		1.00	5.00
Styrene	U		0.307	1.00
1,1,2,2-Tetrachloroethane	U		0.130	1.00
Tetrachloroethene	U		0.372	1.00
Toluene	U		0.412	1.00
1,1,2-Trichlorotrifluoroethane	U		0.303	1.00
1,1,1-Trichloroethane	U		0.319	1.00
1,1,2-Trichloroethane	U		0.383	1.00

- 1 Cp
- 2 Tc
- 3 Ss
- 4 Cn
- 5 Sr
- 6 Qc
- 7 Gl
- 8 Al
- 9 Sc



Method Blank (MB)

(MB) R3316743-2 06/07/18 20:44

Analyte	MB Result	MB Qualifier	MB MDL	MB RDL
	ug/l		ug/l	ug/l
Trichloroethene	U		0.398	1.00
1,2,3-Trimethylbenzene	U		0.321	1.00
Vinyl chloride	U		0.259	1.00
Xylenes, Total	U		1.06	3.00
(S) Toluene-d8	97.3			80.0-120
(S) Dibromofluoromethane	99.6			76.0-123
(S) a,a,a-Trifluorotoluene	101			80.0-120
(S) 4-Bromofluorobenzene	97.4			80.0-120

1 Cp

2 Tc

3 Ss

4 Cn

5 Sr

Laboratory Control Sample (LCS)

(LCS) R3316743-1 06/07/18 19:46

Analyte	Spike Amount	LCS Result	LCS Rec.	Rec. Limits	LCS Qualifier
	ug/l	ug/l	%	%	
Acetone	125	146	117	70.0-130	
Benzene	25.0	27.3	109	70.0-130	
Bromodichloromethane	25.0	29.7	119	70.0-130	
Bromoform	25.0	28.2	113	70.0-130	
Bromomethane	25.0	29.6	118	70.0-130	
Carbon disulfide	25.0	26.5	106	70.0-130	
Carbon tetrachloride	25.0	30.6	122	70.0-130	
Chlorobenzene	25.0	28.8	115	70.0-130	
Chlorodibromomethane	25.0	29.9	119	70.0-130	
Chloroethane	25.0	27.8	111	70.0-130	
Chloroform	25.0	29.7	119	70.0-130	
Chloromethane	25.0	31.6	126	70.0-130	
1,2-Dibromo-3-Chloropropane	25.0	24.7	98.7	70.0-130	
1,2-Dibromoethane	25.0	27.9	111	70.0-130	
1,2-Dichlorobenzene	25.0	28.6	114	70.0-130	
1,3-Dichlorobenzene	25.0	28.8	115	70.0-130	
1,4-Dichlorobenzene	25.0	28.2	113	70.0-130	
1,1-Dichloroethane	25.0	30.2	121	70.0-130	
1,2-Dichloroethane	25.0	31.8	127	70.0-130	
1,1-Dichloroethene	25.0	28.8	115	70.0-130	
cis-1,2-Dichloroethene	25.0	26.7	107	70.0-130	
trans-1,2-Dichloroethene	25.0	27.9	112	70.0-130	
1,2-Dichloropropane	25.0	28.9	115	70.0-130	
cis-1,3-Dichloropropene	25.0	29.3	117	70.0-130	
trans-1,3-Dichloropropene	25.0	29.6	118	70.0-130	

6 Qc

7 Gl

8 Al

9 Sc



Laboratory Control Sample (LCS)

(LCS) R3316743-1 06/07/18 19:46

Analyte	Spike Amount ug/l	LCS Result ug/l	LCS Rec. %	Rec. Limits %	<u>LCS Qualifier</u>
Di-isopropyl ether	25.0	31.9	128	70.0-130	
Ethylbenzene	25.0	29.3	117	70.0-130	
2-Hexanone	125	139	111	70.0-130	
2-Butanone (MEK)	125	140	112	70.0-130	
Methylene Chloride	25.0	25.9	103	70.0-130	
4-Methyl-2-pentanone (MIBK)	125	152	121	70.0-130	
Methyl tert-butyl ether	25.0	28.2	113	70.0-130	
Naphthalene	25.0	23.1	92.3	70.0-130	
Styrene	25.0	28.8	115	70.0-130	
1,1,2,2-Tetrachloroethane	25.0	26.3	105	70.0-130	
Tetrachloroethene	25.0	30.6	123	70.0-130	
Toluene	25.0	28.3	113	70.0-130	
1,1,2-Trichlorotrifluoroethane	25.0	26.7	107	70.0-130	
1,1,1-Trichloroethane	25.0	30.6	122	70.0-130	
1,1,2-Trichloroethane	25.0	27.6	110	70.0-130	
Trichloroethene	25.0	28.7	115	70.0-130	
1,2,3-Trimethylbenzene	25.0	28.0	112	70.0-130	
Vinyl chloride	25.0	32.2	129	70.0-130	
Xylenes, Total	75.0	87.7	117	70.0-130	
<i>(S) Toluene-d8</i>			99.3	80.0-120	
<i>(S) Dibromofluoromethane</i>			98.5	76.0-123	
<i>(S) a,a,a-Trifluorotoluene</i>			102	80.0-120	
<i>(S) 4-Bromofluorobenzene</i>			96.2	80.0-120	

¹ Cp

² Tc

³ Ss

⁴ Cn

⁵ Sr

⁶ Qc

⁷ Gl

⁸ Al

⁹ Sc



Method Blank (MB)

(MB) R3316892-2 06/10/18 12:10

Analyte	MB Result	MB Qualifier	MB MDL	MB RDL
	ug/l		ug/l	ug/l
Benzene	U		0.331	1.00
Methyl tert-butyl ether	U		0.367	1.00
Toluene	U		0.412	1.00
Xylenes, Total	U		1.06	3.00
<i>(S) Toluene-d8</i>	106			80.0-120
<i>(S) Dibromofluoromethane</i>	99.6			76.0-123
<i>(S) 4-Bromofluorobenzene</i>	110			80.0-120

Laboratory Control Sample (LCS)

(LCS) R3316892-1 06/10/18 10:51

Analyte	Spike Amount	LCS Result	LCS Rec.	Rec. Limits	LCS Qualifier
	ug/l	ug/l	%	%	
Benzene	25.0	25.2	101	70.0-130	
Methyl tert-butyl ether	25.0	27.6	111	70.0-130	
Toluene	25.0	27.5	110	70.0-130	
Xylenes, Total	75.0	87.9	117	70.0-130	
<i>(S) Toluene-d8</i>			108	80.0-120	
<i>(S) Dibromofluoromethane</i>			98.6	76.0-123	
<i>(S) 4-Bromofluorobenzene</i>			110	80.0-120	

- 1 Cp
- 2 Tc
- 3 Ss
- 4 Cn
- 5 Sr
- 6 Qc
- 7 Gl
- 8 Al
- 9 Sc



Method Blank (MB)

(MB) R3317568-3 06/13/18 10:49

Analyte	MB Result ug/l	MB Qualifier	MB MDL ug/l	MB RDL ug/l
Benzene	U		0.331	1.00
(S) Toluene-d8	101			80.0-120
(S) Dibromofluoromethane	97.1			76.0-123
(S) 4-Bromofluorobenzene	104			80.0-120

Laboratory Control Sample (LCS) • Laboratory Control Sample Duplicate (LCSD)

(LCS) R3317568-1 06/13/18 09:29 • (LCSD) R3317568-2 06/13/18 09:49

Analyte	Spike Amount ug/l	LCS Result ug/l	LCSD Result ug/l	LCS Rec. %	LCSD Rec. %	Rec. Limits %	LCS Qualifier	LCSD Qualifier	RPD %	RPD Limits %
Benzene	25.0	24.0	24.1	96.0	96.4	70.0-130			0.451	20
(S) Toluene-d8				102	103	80.0-120				
(S) Dibromofluoromethane				98.7	97.8	76.0-123				
(S) 4-Bromofluorobenzene				105	104	80.0-120				

1 Cp

2 Tc

3 Ss

4 Cn

5 Sr

6 Qc

7 Gl

8 Al

9 Sc



Guide to Reading and Understanding Your Laboratory Report

The information below is designed to better explain the various terms used in your report of analytical results from the Laboratory. This is not intended as a comprehensive explanation, and if you have additional questions please contact your project representative.

Abbreviations and Definitions

MDL	Method Detection Limit.
ND	Not detected at the Reporting Limit (or MDL where applicable).
RDL	Reported Detection Limit.
Rec.	Recovery.
RPD	Relative Percent Difference.
SDG	Sample Delivery Group.
(S)	Surrogate (Surrogate Standard) - Analytes added to every blank, sample, Laboratory Control Sample/Duplicate and Matrix Spike/Duplicate; used to evaluate analytical efficiency by measuring recovery. Surrogates are not expected to be detected in all environmental media.
U	Not detected at the Reporting Limit (or MDL where applicable).
Analyte	The name of the particular compound or analysis performed. Some Analyses and Methods will have multiple analytes reported.
Dilution	If the sample matrix contains an interfering material, the sample preparation volume or weight values differ from the standard, or if concentrations of analytes in the sample are higher than the highest limit of concentration that the laboratory can accurately report, the sample may be diluted for analysis. If a value different than 1 is used in this field, the result reported has already been corrected for this factor.
Limits	These are the target % recovery ranges or % difference value that the laboratory has historically determined as normal for the method and analyte being reported. Successful QC Sample analysis will target all analytes recovered or duplicated within these ranges.
Original Sample	The non-spiked sample in the prep batch used to determine the Relative Percent Difference (RPD) from a quality control sample. The Original Sample may not be included within the reported SDG.
Qualifier	This column provides a letter and/or number designation that corresponds to additional information concerning the result reported. If a Qualifier is present, a definition per Qualifier is provided within the Glossary and Definitions page and potentially a discussion of possible implications of the Qualifier in the Case Narrative if applicable.
Result	The actual analytical final result (corrected for any sample specific characteristics) reported for your sample. If there was no measurable result returned for a specific analyte, the result in this column may state "ND" (Not Detected) or "BDL" (Below Detectable Levels). The information in the results column should always be accompanied by either an MDL (Method Detection Limit) or RDL (Reporting Detection Limit) that defines the lowest value that the laboratory could detect or report for this analyte.
Case Narrative (Cn)	A brief discussion about the included sample results, including a discussion of any non-conformances to protocol observed either at sample receipt by the laboratory from the field or during the analytical process. If present, there will be a section in the Case Narrative to discuss the meaning of any data qualifiers used in the report.
Quality Control Summary (Qc)	This section of the report includes the results of the laboratory quality control analyses required by procedure or analytical methods to assist in evaluating the validity of the results reported for your samples. These analyses are not being performed on your samples typically, but on laboratory generated material.
Sample Chain of Custody (Sc)	This is the document created in the field when your samples were initially collected. This is used to verify the time and date of collection, the person collecting the samples, and the analyses that the laboratory is requested to perform. This chain of custody also documents all persons (excluding commercial shippers) that have had control or possession of the samples from the time of collection until delivery to the laboratory for analysis.
Sample Results (Sr)	This section of your report will provide the results of all testing performed on your samples. These results are provided by sample ID and are separated by the analyses performed on each sample. The header line of each analysis section for each sample will provide the name and method number for the analysis reported.
Sample Summary (Ss)	This section of the Analytical Report defines the specific analyses performed for each sample ID, including the dates and times of preparation and/or analysis.

1 Cp

2 Tc

3 Ss

4 Cn

5 Sr

6 Qc

7 Gl

8 Al

9 Sc

Qualifier Description

E	The analyte concentration exceeds the upper limit of the calibration range of the instrument established by the initial calibration (ICAL).
J	The identification of the analyte is acceptable; the reported value is an estimate.
P1	RPD value not applicable for sample concentrations less than 5 times the reporting limit.
T8	Sample(s) received past/too close to holding time expiration.
V	The sample concentration is too high to evaluate accurate spike recoveries.



ESC Lab Sciences is the only environmental laboratory accredited/certified to support your work nationwide from one location. One phone call, one point of contact, one laboratory. No other lab is as accessible or prepared to handle your needs throughout the country. Our capacity and capability from our single location laboratory is comparable to the collective totals of the network laboratories in our industry. The most significant benefit to our one location design is the design of our laboratory campus. The model is conducive to accelerated productivity, decreasing turn-around time, and preventing cross contamination, thus protecting sample integrity. Our focus on premium quality and prompt service allows us to be YOUR LAB OF CHOICE.

* Not all certifications held by the laboratory are applicable to the results reported in the attached report.
 * Accreditation is only applicable to the test methods specified on each scope of accreditation held by ESC Lab Sciences.

State Accreditations

Alabama	40660	Nebraska	NE-OS-15-05
Alaska	17-026	Nevada	TN-03-2002-34
Arizona	AZ0612	New Hampshire	2975
Arkansas	88-0469	New Jersey-NELAP	TN002
California	2932	New Mexico ¹	n/a
Colorado	TN00003	New York	11742
Connecticut	PH-0197	North Carolina	Env375
Florida	E87487	North Carolina ¹	DW21704
Georgia	NELAP	North Carolina ³	41
Georgia ¹	923	North Dakota	R-140
Idaho	TN00003	Ohio-VAP	CL0069
Illinois	200008	Oklahoma	9915
Indiana	C-TN-01	Oregon	TN200002
Iowa	364	Pennsylvania	68-02979
Kansas	E-10277	Rhode Island	LA000356
Kentucky ^{1,6}	90010	South Carolina	84004
Kentucky ²	16	South Dakota	n/a
Louisiana	AI30792	Tennessee ^{1,4}	2006
Louisiana ¹	LA180010	Texas	T 104704245-17-14
Maine	TN0002	Texas ⁵	LAB0152
Maryland	324	Utah	TN00003
Massachusetts	M-TN003	Vermont	VT2006
Michigan	9958	Virginia	460132
Minnesota	047-999-395	Washington	C847
Mississippi	TN00003	West Virginia	233
Missouri	340	Wisconsin	9980939910
Montana	CERT0086	Wyoming	A2LA

1
Cp

2
Tc

3
Ss

4
Cn

5
Sr

6
Qc

7
Gl

8
Al

9
Sc

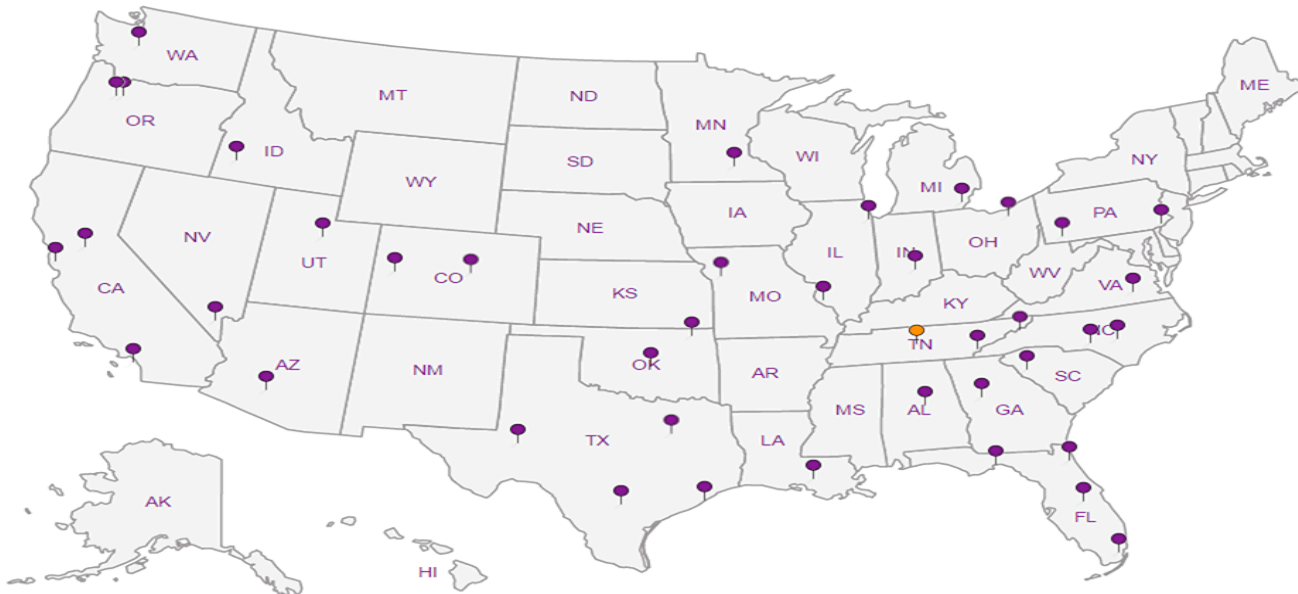
Third Party Federal Accreditations

A2LA – ISO 17025	1461.01	AIHA-LAP,LLC EMLAP	100789
A2LA – ISO 17025 ⁵	1461.02	DOD	1461.01
Canada	1461.01	USDA	P330-15-00234
EPA-Crypto	TN00003		

¹ Drinking Water ² Underground Storage Tanks ³ Aquatic Toxicity ⁴ Chemical/Microbiological ⁵ Mold ⁶ Wastewater n/a Accreditation not applicable

Our Locations

ESC Lab Sciences has sixty-four client support centers that provide sample pickup and/or the delivery of sampling supplies. If you would like assistance from one of our support offices, please contact our main office. ESC Lab Sciences performs all testing at our central laboratory.



Kinder Morgan- Atlanta, GA

6600 Peachtree Dunwoody Road
400 Embassy Row - Suite 600
Atlanta GA 30328

Report to:
Bethany Garvey

Project
Description: **Lewis Drive Groundwater**

Phone: **770-604-9182**
Fax:

Client Project #
699858

City/State
Collected: **SC**

Lab Project #
KINCH2MGA-LEWIS12

Collected by (print):
K.S. BG, EH, JM

Site/Facility ID #
Lewis Dr.

P.O. #

Collected by (signature):
Bethany Garvey

Rush? (Lab MUST Be Notified)
 Same Day Five Day
 Next Day 5 Day (Rad Only)
 Two Day 10 Day (Rad Only)
 Three Day

Quote #
Date Results Needed

Immediately
Packed on Ice N Y

Sample ID	Comp/Grab	Matrix *	Depth	Date	Time	No. of Cntrs	*NITRATE,SULFATE* 125mlHDPE-NoPres	ALK,CO2 125mlHDPE-NoPres	RSK175 40mlAmb HCl	V8260BTEXMNSC 40mlAmb-HCl	V8260TCLSC-TB 40mlAmb-NoPres-Bik
MW-29-060518	Grab	GW		6.5.18	0900	3				/	
MW-46-060518		GW			0935	3				/	
MW-22-060518		GW			1210	7	/	/	/	/	
MW-26B-060518		GW			0920	3				/	
MW-26-060518		GW			0940	3				/	
MW-23-060518		GW			0952	3				/	
MW-23B-060518		GW			1002	3				/	
MW-44-060518		GW			1038	3				/	
MW-44B-060518		GW			1045	3				/	
MW-27B-060518		GW		6.5.18	1110	3				/	

* Matrix:
 SS - Soil AIR - Air F - Filter
 GW - Groundwater B - Bioassay
 WW - WasteWater
 DW - Drinking Water
 OT - Other

Remarks: *NITRATE/SULFATE* has a 48hr hold time.

Samples returned via:
 UPS FedEx Courier

Tracking # **4380 6874 1147**

pH _____ Temp _____
 Flow _____ Other _____

Sample Receipt Checklist
 COC Seal Present/Intact: Y N
 COC Signed/Accurate: Y N
 Bottles arrive intact: Y N
 Correct bottles used: Y N
 Sufficient volume sent: Y N
 If Applicable
 VOA Zero HeadSpace: Y N
 Preservation Correct/Checked: Y N

Relinquished by: (Signature)

Date: **6.5.18** Time: **1650**

Received by: (Signature)

Trip Blank Received: (Yes/No)
 HCL / MeOH
 TBR

Relinquished by: (Signature)

Date: _____ Time: _____

Received by: (Signature)

Temp: **0.6** C Bottles Received: **112**

If preservation required by Login: Date/Time

Relinquished by: (Signature)

Date: _____ Time: _____

Received for lab by: (Signature)

Date: **6/6/18** Time: **845**

Hold: _____ Condition: **NCF 1/0**

Billing Information:
Accounts Payable
1000 Windward Concourse
Ste 450
Alpharetta, GA 30005

Pres
 Chk

Email To: **bgarvey@ch2m.com;**
tom.wiley@ch2m.com; scott.powell@ch2m.com;

Analysis / Container / Preservative

Chain of Custody Page **1** of **3**



12065 Lebanon Rd
 Mount Juliet, TN 37122
 Phone: 615-758-5858
 Phone: 800-767-5859
 Fax: 615-758-5859



L# **L999242**

F164

Accnum: **KINCH2MGA**

Template: **T130277**

Prelogin: **P655547**

TSR: **526 - Chris McCord**

PB: **5-30-186**

Shipped Via: **FedEX Ground**

Remarks Sample # (lab only)

-01
02
03
04
05
06
07
08
09
10

Kinder Morgan- Atlanta, GA

6600 Peachtree Dunwoody Road
400 Embassy Row - Suite 600
Atlanta GA 30328

Report to:
Bethany Garvey

Project
Description: **Lewis Drive Groundwater**

Phone: **770-604-9182**
Fax:

Client Project #

699858

City/State
Collected: **SC**

Lab Project #
KINCH2MGA-LEWIS12

Collected by (print):
KS, BG, EXT, DM

Site/Facility ID #

Lewis Dr.

P.O. #

Collected by (signature):

Bethany Garvey
Immediately
Packed on Ice N Y

Rush? (Lab MUST Be Notified)

Same Day Five Day
 Next Day 5 Day (Rad Only)
 Two Day 10 Day (Rad Only)
 Three Day

Quote #

Date Results Needed

No. of
Entrs

Billing Information:

Accounts Payable
1000 Windward Concourse
Ste 450
Alpharetta, GA 30005

Pres
Chk

Analysis / Container / Preservative

Chain of Custody Page 2 of 3



12065 Lebanon Rd
Mount Juliet, TN 37122
Phone: 615-758-5858
Phone: 800-767-5859
Fax: 615-758-5859



L# **L999242**

Table #

Acctnum: **KINCH2MGA**

Template: **T130277**

Prelogin: **P655547**

TSR: **526 - Chris McCord**

PB: **5-30-186**

Shipped Via: **FedEX Ground**

Remarks Sample # (lab only)

Sample ID	Comp/Grab	Matrix *	Depth	Date	Time	No. of Entrs	* NITRATE, SULFATE* 125mlHDPE-NoPres	ALK, CO2 125mlHDPE-NoPres	RSK175 40mlAmb HCl	V8260BTEXMNSC 40mlAmb-HCl	V8260TCLSC-TB 40mlAmb-NoPres-BIK								
MW-27-060518	Grab	GW		6.5.18	1120	3				/									-11
MW-010-060518		GW			1135	3				/									12
EB01-060518		GW			1140	3				/									13
MW-49-060518		GW			1415	3				/									14
MW-63-060518		GW			1425	3				/									15
MW-253-060518		GW			1440	3				/									16
MW-41-060518		GW			1450	3				/									17
MW-37-060518		GW			1510	3				/									18
MW-38-060518		GW			1520	3				/									19
MW-34-060518		GW		6.5.18	1530	3				/									20

* Matrix:
SS - Soil AIR - Air F - Filter
GW - Groundwater B - Bioassay
WW - WasteWater
DW - Drinking Water
OT - Other

Remarks: *NITRATE/SULFATE* has a 48hr hold time.

Samples returned via:
 UPS FedEx Courier

Tracking # **4380 6874 1147**

pH _____ Temp _____

Flow _____ Other _____

Sample Receipt Checklist

COC Seal Present/Intact: NP N
COC Signed/Accurate: N N
Bottles arrive intact: N N
Correct bottles used: N N
Sufficient volume sent: N N
If Applicable
VOA Zero Headpace: N N
Preservation Correct/Checked: N N

Relinquished by: (Signature)

Bethany Garvey

Date:

6.5.18

Time:

1650

Received by: (Signature)

Trip Blank Received: Yes No
HCL / MeOH
TBR

Relinquished by: (Signature)

Date:

Time:

Received by: (Signature)

Temp: **9.62** °C
Bottles Received: **112**

If preservation required by Login: Date/Time

Relinquished by: (Signature)

Date:

Time:

Received for lab by: (Signature)

asm

Date: **6/6/18**
Time: **845**

Hold:

Condition:
NCF / OK

Kinder Morgan- Atlanta, GA

6600 Peachtree Dunwoody Road
400 Embassy Row - Suite 600
Atlanta GA 30328

Billing Information:
Accounts Payable
1000 Windward Concourse
Ste 450
Alpharetta, GA 30005

Pres
Chk

Report to:
Bethany Garvey

Email To: bgarvey@ch2m.com;
tom.wiley@ch2m.com; scott.powell@ch2m.com;

Project
Description: **Lewis Drive Groundwater**

City/State
Collected: **SC**

Phone: **770-604-9182**
Fax:

Client Project #
699858

Lab Project #
KINCH2MGA-LEWIS12

Collected by (print):
KS, EG, EH, JM

Site/Facility ID #
Lewis Dr

P.O. #

Collected by (signature):
Bethany Garvey

Rush? (Lab MUST Be Notified)
 Same Day Five Day
 Next Day 5 Day (Rad Only)
 Two Day 10 Day (Rad Only)
 Three Day

Quote #
Date Results Needed

Immediately Packed on Ice **N** **Y**

No.
of
Cntrs

Sample ID	Comp/Grab	Matrix *	Depth	Date	Time	No. of Cntrs	* NITRATE, SULFATE * 125mlHDPE-NoPres	ALK, CO2 125mlHDPE-NoPres	RSK175 40mlAmb HCl	V8260BTEXMNSC 40mlAmb-HCl	V8260TCLSC-TB 40mlAmb-NoPres-Bik
MW-39-060518	Grab	GW		6.5.18	1540	3				/	
MW-01-060518		GW			1340	7	X	X	X	X	
MW-12-060518		GW			1440	7	X	X	X	X	
MW-25-060518		GW			1505	7	X	X	X	X	
MW-42-060518		GW			1522	7	X	X	X	X	
MW-40-060518		GW			1550	7	X	X	X	X	
TB01-060518		WW		6.5.18	-	1					X
MW-44B-D-060518	-	GW		6.5.18	1045	3				X	
MW-28-060518	-	GW		6.5.18	1625	7	X	X	X	X	
		GW									

Chain of Custody Page **2** of **3**



ESC
A B S C I E N C E S
a subsidiary of *PerkinElmer*

12065 Lebanon Rd
Mount Juliet, TN 37122
Phone: 615-758-5858
Phone: 800-767-5859
Fax: 615-758-5859



L# **L999242**

Table #

Acctnum: **KINCH2MGA**
Template: **T130277**
Prelogin: **P655547**
TSR: **526 - Chris McCord**
PB: **5-30-18**

Shipped Via: **FedEX Ground**

* Matrix:
SS - Soil AIR - Air F - Filter
GW - Groundwater B - Bioassay
WW - WasteWater
DW - Drinking Water
OT - Other

Remarks: *NITRATE/SULFATE* has a 48hr hold time.

pH _____ Temp _____
Flow _____ Other _____

Sample Receipt Checklist

COC Seal Present/Intact: Y N
COC Signed/Accurate: Y N
Bottles arrive intact: Y N
Correct bottles used: Y N
Sufficient volume sent: Y N
IF Applicable
VOA Zero Headpace: Y N
Preservation Correct/Checked: Y N

Samples returned via:
 UPS FedEx Courier

Tracking # **4300 6874 1147**

Relinquished by: (Signature) <i>Bethany Garvey</i>	Date: 6.5.18	Time: 16:50	Received by: (Signature)	Trip Blank Received: <input checked="" type="checkbox"/> Yes <input type="checkbox"/> No HCL / MeOH TBR
Relinquished by: (Signature)	Date:	Time:	Received by: (Signature)	Temp: <i>8.0</i> Bottles Received: 112
Relinquished by: (Signature)	Date:	Time:	Received for lab by: (Signature) <i>AM</i>	Date: 6/6/18 Time: 845 Hold: Condition: NCF / OK

June 14, 2018

Kinder Morgan- Atlanta, GA

Sample Delivery Group: L999694
Samples Received: 06/07/2018
Project Number: 699858
Description: Lewis Drive Groundwater
Site: KM-LEWISDR
Report To: Bethany Garvey
6600 Peachtree Dunwoody Road
400 Embassy Row - Suite 600
Atlanta, GA 30328

Entire Report Reviewed By:



Chris McCord
Technical Service Representative

Results relate only to the items tested or calibrated and are reported as rounded values. This test report shall not be reproduced, except in full, without written approval of the laboratory. Where applicable, sampling conducted by ESC is performed per guidance provided in laboratory standard operating procedures: 060302, 060303, and 060304.



Cp: Cover Page	1	¹Cp
Tc: Table of Contents	2	²Tc
Ss: Sample Summary	4	³Ss
Cn: Case Narrative	9	⁴Cn
Sr: Sample Results	10	⁵Sr
MW-43B-060618 L999694-01	10	
MW-43-060618 L999694-02	11	
MW-24-060618 L999694-03	12	
MW-24B-060618 L999694-04	13	
MW-15B-060618 L999694-05	14	⁶Qc
MW-14B-060618 L999694-06	15	
MW-14-060618 L999694-07	16	⁷Gl
MW-13B-060618 L999694-08	17	
MW-13-060618 L999694-09	18	⁸Al
MW-47-060618 L999694-10	19	
MW-31-060618 L999694-11	20	⁹Sc
MW-33T-060618 L999694-12	21	
MW-48B-060618 L999694-13	22	
MW-48B-D-060618 L999694-14	23	
FB02-060618 L999694-15	24	
MW-50B-060618 L999694-16	25	
MW-32-060618 L999694-17	26	
MW-10-060618 L999694-18	27	
MW-08-060618 L999694-19	28	
MW-30-060618 L999694-20	29	
MW-19-060618 L999694-21	30	
MW-35-060618 L999694-22	31	
MW-15-060618 L999694-23	32	
MW-04-060618 L999694-24	33	
MW-03-060618 L999694-25	34	
MW-02-060618 L999694-26	35	
MW-09-060618 L999694-27	36	
MW-02B-060618 L999694-28	37	
MW-09B-060618 L999694-29	38	
TB02-060618 L999694-30	39	
Qc: Quality Control Summary	40	
Wet Chemistry by Method 2320 B-2011	40	
Wet Chemistry by Method 4500CO2 D-2011	41	
Wet Chemistry by Method 9056A	42	
Volatile Organic Compounds (GC) by Method RSK175	46	



Volatile Organic Compounds (GC/MS) by Method 8260B	48
GI: Glossary of Terms	55
AI: Accreditations & Locations	56
Sc: Sample Chain of Custody	57

¹ Cp² Tc³ Ss⁴ Cn⁵ Sr⁶ Qc⁷ Gl⁸ Al⁹ Sc

SAMPLE SUMMARY



MW-43B-060618 L999694-01 GW			Collected by BG / EH	Collected date/time 06/06/18 07:55	Received date/time 06/07/18 08:45
Method	Batch	Dilution	Preparation date/time	Analysis date/time	Analyst
Volatile Organic Compounds (GC/MS) by Method 8260B	WG1122001	1	06/09/18 05:16	06/09/18 05:16	BMB
MW-43-060618 L999694-02 GW			Collected by BG / EH	Collected date/time 06/06/18 08:05	Received date/time 06/07/18 08:45
Method	Batch	Dilution	Preparation date/time	Analysis date/time	Analyst
Volatile Organic Compounds (GC/MS) by Method 8260B	WG1122001	1	06/09/18 05:36	06/09/18 05:36	BMB
MW-24-060618 L999694-03 GW			Collected by BG / EH	Collected date/time 06/06/18 08:20	Received date/time 06/07/18 08:45
Method	Batch	Dilution	Preparation date/time	Analysis date/time	Analyst
Volatile Organic Compounds (GC/MS) by Method 8260B	WG1122001	1	06/09/18 05:56	06/09/18 05:56	BMB
MW-24B-060618 L999694-04 GW			Collected by BG / EH	Collected date/time 06/06/18 08:30	Received date/time 06/07/18 08:45
Method	Batch	Dilution	Preparation date/time	Analysis date/time	Analyst
Volatile Organic Compounds (GC/MS) by Method 8260B	WG1122001	1	06/09/18 06:16	06/09/18 06:16	BMB
MW-15B-060618 L999694-05 GW			Collected by BG / EH	Collected date/time 06/06/18 09:00	Received date/time 06/07/18 08:45
Method	Batch	Dilution	Preparation date/time	Analysis date/time	Analyst
Volatile Organic Compounds (GC/MS) by Method 8260B	WG1122001	1	06/09/18 06:36	06/09/18 06:36	BMB
Volatile Organic Compounds (GC/MS) by Method 8260B	WG1124166	25	06/14/18 02:58	06/14/18 02:58	JHH
MW-14B-060618 L999694-06 GW			Collected by BG / EH	Collected date/time 06/06/18 09:40	Received date/time 06/07/18 08:45
Method	Batch	Dilution	Preparation date/time	Analysis date/time	Analyst
Volatile Organic Compounds (GC/MS) by Method 8260B	WG1122001	1	06/09/18 06:56	06/09/18 06:56	BMB
Volatile Organic Compounds (GC/MS) by Method 8260B	WG1124166	1	06/14/18 03:20	06/14/18 03:20	JHH
MW-14-060618 L999694-07 GW			Collected by BG / EH	Collected date/time 06/06/18 09:50	Received date/time 06/07/18 08:45
Method	Batch	Dilution	Preparation date/time	Analysis date/time	Analyst
Volatile Organic Compounds (GC/MS) by Method 8260B	WG1122001	1	06/09/18 07:16	06/09/18 07:16	BMB
MW-13B-060618 L999694-08 GW			Collected by BG / EH	Collected date/time 06/06/18 10:10	Received date/time 06/07/18 08:45
Method	Batch	Dilution	Preparation date/time	Analysis date/time	Analyst
Volatile Organic Compounds (GC/MS) by Method 8260B	WG1122001	1	06/09/18 07:36	06/09/18 07:36	BMB
Volatile Organic Compounds (GC/MS) by Method 8260B	WG1124166	10	06/14/18 03:41	06/14/18 03:41	JHH

1 Cp

2 Tc

3 Ss

4 Cn

5 Sr

6 Qc

7 Gl

8 Al

9 Sc

SAMPLE SUMMARY



MW-13-060618 L999694-09 GW

Method	Batch	Dilution	Preparation date/time	Analysis date/time	Analyst
Volatile Organic Compounds (GC/MS) by Method 8260B	WG1122001	1	06/09/18 07:56	06/09/18 07:56	BMB

Collected by: BG / EH
 Collected date/time: 06/06/18 10:20
 Received date/time: 06/07/18 08:45

1 Cp

2 Tc

3 Ss

MW-47-060618 L999694-10 GW

Method	Batch	Dilution	Preparation date/time	Analysis date/time	Analyst
Volatile Organic Compounds (GC/MS) by Method 8260B	WG1122001	1	06/09/18 08:16	06/09/18 08:16	BMB

Collected by: BG / EH
 Collected date/time: 06/06/18 10:45
 Received date/time: 06/07/18 08:45

4 Cn

5 Sr

MW-31-060618 L999694-11 GW

Method	Batch	Dilution	Preparation date/time	Analysis date/time	Analyst
Volatile Organic Compounds (GC/MS) by Method 8260B	WG1122001	1	06/09/18 08:36	06/09/18 08:36	BMB

Collected by: BG / EH
 Collected date/time: 06/06/18 10:55
 Received date/time: 06/07/18 08:45

6 Qc

7 Gl

MW-33T-060618 L999694-12 GW

Method	Batch	Dilution	Preparation date/time	Analysis date/time	Analyst
Volatile Organic Compounds (GC/MS) by Method 8260B	WG1122001	1	06/09/18 08:56	06/09/18 08:56	BMB

Collected by: BG / EH
 Collected date/time: 06/06/18 11:07
 Received date/time: 06/07/18 08:45

8 Al

9 Sc

MW-48B-060618 L999694-13 GW

Method	Batch	Dilution	Preparation date/time	Analysis date/time	Analyst
Volatile Organic Compounds (GC/MS) by Method 8260B	WG1122001	1	06/09/18 09:16	06/09/18 09:16	BMB

Collected by: BG / EH
 Collected date/time: 06/06/18 11:25
 Received date/time: 06/07/18 08:45

MW-48B-D-060618 L999694-14 GW

Method	Batch	Dilution	Preparation date/time	Analysis date/time	Analyst
Volatile Organic Compounds (GC/MS) by Method 8260B	WG1122001	1	06/09/18 09:36	06/09/18 09:36	BMB

Collected by: BG / EH
 Collected date/time: 06/06/18 11:25
 Received date/time: 06/07/18 08:45

FB02-060618 L999694-15 GW

Method	Batch	Dilution	Preparation date/time	Analysis date/time	Analyst
Volatile Organic Compounds (GC/MS) by Method 8260B	WG1122001	1	06/09/18 09:56	06/09/18 09:56	BMB

Collected by: BG / EH
 Collected date/time: 06/06/18 11:38
 Received date/time: 06/07/18 08:45

MW-50B-060618 L999694-16 GW

Method	Batch	Dilution	Preparation date/time	Analysis date/time	Analyst
Volatile Organic Compounds (GC/MS) by Method 8260B	WG1122001	1	06/09/18 10:16	06/09/18 10:16	BMB

Collected by: BG / EH
 Collected date/time: 06/06/18 13:13
 Received date/time: 06/07/18 08:45

SAMPLE SUMMARY



MW-32-060618 L999694-17 GW

Collected by
BG / EH Collected date/time
06/06/18 13:45 Received date/time
06/07/18 08:45

Method	Batch	Dilution	Preparation date/time	Analysis date/time	Analyst
Wet Chemistry by Method 2320 B-2011	WG1123765	1	06/13/18 17:11	06/13/18 17:11	MCG
Wet Chemistry by Method 4500CO2 D-2011	WG1123765	1	06/13/18 17:11	06/13/18 17:11	MCG
Wet Chemistry by Method 9056A	WG1121161	1	06/07/18 19:04	06/07/18 19:04	DR
Volatile Organic Compounds (GC) by Method RSK175	WG1122650	1	06/11/18 13:27	06/11/18 13:27	MEL
Volatile Organic Compounds (GC/MS) by Method 8260B	WG1122001	1	06/09/18 10:35	06/09/18 10:35	BMB

1
Cp

2
Tc

3
Ss

4
Cn

MW-10-060618 L999694-18 GW

Collected by
BG / EH Collected date/time
06/06/18 14:05 Received date/time
06/07/18 08:45

Method	Batch	Dilution	Preparation date/time	Analysis date/time	Analyst
Wet Chemistry by Method 2320 B-2011	WG1123765	1	06/13/18 17:17	06/13/18 17:17	MCG
Wet Chemistry by Method 4500CO2 D-2011	WG1123765	1	06/13/18 17:17	06/13/18 17:17	MCG
Wet Chemistry by Method 9056A	WG1121161	1	06/07/18 19:20	06/07/18 19:20	DR
Volatile Organic Compounds (GC) by Method RSK175	WG1122650	1	06/11/18 13:31	06/11/18 13:31	MEL
Volatile Organic Compounds (GC/MS) by Method 8260B	WG1122001	1	06/09/18 10:55	06/09/18 10:55	BMB

5
Sr

6
Qc

7
Gl

8
Al

MW-08-060618 L999694-19 GW

Collected by
BG / EH Collected date/time
06/06/18 14:40 Received date/time
06/07/18 08:45

Method	Batch	Dilution	Preparation date/time	Analysis date/time	Analyst
Wet Chemistry by Method 2320 B-2011	WG1123765	1	06/13/18 17:28	06/13/18 17:28	MCG
Wet Chemistry by Method 4500CO2 D-2011	WG1123765	1	06/13/18 17:28	06/13/18 17:28	MCG
Wet Chemistry by Method 9056A	WG1121161	1	06/07/18 20:06	06/07/18 20:06	DR
Volatile Organic Compounds (GC) by Method RSK175	WG1122650	1	06/11/18 13:34	06/11/18 13:34	MEL
Volatile Organic Compounds (GC/MS) by Method 8260B	WG1122001	1	06/09/18 11:15	06/09/18 11:15	BMB

9
Sc

MW-30-060618 L999694-20 GW

Collected by
BG / EH Collected date/time
06/06/18 15:00 Received date/time
06/07/18 08:45

Method	Batch	Dilution	Preparation date/time	Analysis date/time	Analyst
Volatile Organic Compounds (GC/MS) by Method 8260B	WG1122001	1	06/09/18 11:35	06/09/18 11:35	BMB

MW-19-060618 L999694-21 GW

Collected by
BG / EH Collected date/time
06/06/18 07:47 Received date/time
06/07/18 08:45

Method	Batch	Dilution	Preparation date/time	Analysis date/time	Analyst
Wet Chemistry by Method 2320 B-2011	WG1123765	1	06/13/18 17:34	06/13/18 17:34	MCG
Wet Chemistry by Method 4500CO2 D-2011	WG1123765	1	06/13/18 17:34	06/13/18 17:34	MCG
Wet Chemistry by Method 9056A	WG1121161	1	06/07/18 20:52	06/07/18 20:52	DR
Volatile Organic Compounds (GC) by Method RSK175	WG1122650	1	06/11/18 13:38	06/11/18 13:38	MEL
Volatile Organic Compounds (GC/MS) by Method 8260B	WG1122034	1	06/08/18 23:56	06/08/18 23:56	JAH
Volatile Organic Compounds (GC/MS) by Method 8260B	WG1124100	50	06/14/18 02:15	06/14/18 02:15	JHH

MW-35-060618 L999694-22 GW

Collected by
BG / EH Collected date/time
06/06/18 09:00 Received date/time
06/07/18 08:45

Method	Batch	Dilution	Preparation date/time	Analysis date/time	Analyst
Wet Chemistry by Method 2320 B-2011	WG1123765	1	06/13/18 17:40	06/13/18 17:40	MCG
Wet Chemistry by Method 4500CO2 D-2011	WG1123765	1	06/13/18 17:40	06/13/18 17:40	MCG
Wet Chemistry by Method 9056A	WG1121161	1	06/07/18 21:07	06/07/18 21:07	DR
Volatile Organic Compounds (GC) by Method RSK175	WG1122995	1	06/12/18 11:34	06/12/18 11:34	BG

SAMPLE SUMMARY



MW-35-060618 L999694-22 GW

Collected by
BG / EH Collected date/time
06/06/18 09:00 Received date/time
06/07/18 08:45

Method	Batch	Dilution	Preparation date/time	Analysis date/time	Analyst
Volatile Organic Compounds (GC/MS) by Method 8260B	WG1122034	1	06/09/18 00:16	06/09/18 00:16	JAH
Volatile Organic Compounds (GC/MS) by Method 8260B	WG1124100	1	06/14/18 02:36	06/14/18 02:36	JHH

1
Cp

2
Tc

3
Ss

4
Cn

5
Sr

6
Qc

7
Gl

8
Al

9
Sc

MW-15-060618 L999694-23 GW

Collected by
BG / EH Collected date/time
06/06/18 09:25 Received date/time
06/07/18 08:45

Method	Batch	Dilution	Preparation date/time	Analysis date/time	Analyst
Wet Chemistry by Method 2320 B-2011	WG1123765	1	06/13/18 17:46	06/13/18 17:46	MCG
Wet Chemistry by Method 4500CO2 D-2011	WG1123765	1	06/13/18 17:46	06/13/18 17:46	MCG
Wet Chemistry by Method 9056A	WG1121161	1	06/07/18 21:23	06/07/18 21:23	DR
Volatile Organic Compounds (GC) by Method RSK175	WG1122995	1	06/12/18 11:39	06/12/18 11:39	BG
Volatile Organic Compounds (GC/MS) by Method 8260B	WG1122034	1	06/09/18 00:36	06/09/18 00:36	JAH

MW-04-060618 L999694-24 GW

Collected by
BG / EH Collected date/time
06/06/18 11:00 Received date/time
06/07/18 08:45

Method	Batch	Dilution	Preparation date/time	Analysis date/time	Analyst
Wet Chemistry by Method 2320 B-2011	WG1123765	1	06/13/18 18:02	06/13/18 18:02	MCG
Wet Chemistry by Method 4500CO2 D-2011	WG1123765	1	06/13/18 18:02	06/13/18 18:02	MCG
Wet Chemistry by Method 9056A	WG1121161	1	06/07/18 21:38	06/07/18 21:38	DR
Volatile Organic Compounds (GC) by Method RSK175	WG1122995	1	06/12/18 11:42	06/12/18 11:42	BG
Volatile Organic Compounds (GC/MS) by Method 8260B	WG1122034	1	06/09/18 00:55	06/09/18 00:55	JAH

MW-03-060618 L999694-25 GW

Collected by
BG / EH Collected date/time
06/06/18 11:17 Received date/time
06/07/18 08:45

Method	Batch	Dilution	Preparation date/time	Analysis date/time	Analyst
Wet Chemistry by Method 2320 B-2011	WG1123765	1	06/13/18 18:08	06/13/18 18:08	MCG
Wet Chemistry by Method 4500CO2 D-2011	WG1123765	1	06/13/18 18:08	06/13/18 18:08	MCG
Wet Chemistry by Method 9056A	WG1121333	1	06/07/18 21:32	06/07/18 21:32	MAJ
Volatile Organic Compounds (GC) by Method RSK175	WG1122995	1	06/12/18 11:52	06/12/18 11:52	BG
Volatile Organic Compounds (GC/MS) by Method 8260B	WG1122034	1	06/09/18 01:14	06/09/18 01:14	JAH

MW-02-060618 L999694-26 GW

Collected by
BG / EH Collected date/time
06/06/18 14:40 Received date/time
06/07/18 08:45

Method	Batch	Dilution	Preparation date/time	Analysis date/time	Analyst
Wet Chemistry by Method 2320 B-2011	WG1123765	1	06/13/18 18:14	06/13/18 18:14	MCG
Wet Chemistry by Method 4500CO2 D-2011	WG1123765	1	06/13/18 18:14	06/13/18 18:14	MCG
Wet Chemistry by Method 9056A	WG1121333	1	06/07/18 21:49	06/07/18 21:49	MAJ
Volatile Organic Compounds (GC) by Method RSK175	WG1122995	1	06/12/18 12:01	06/12/18 12:01	BG
Volatile Organic Compounds (GC/MS) by Method 8260B	WG1122034	1	06/09/18 01:33	06/09/18 01:33	JAH

MW-09-060618 L999694-27 GW

Collected by
BG / EH Collected date/time
06/06/18 15:20 Received date/time
06/07/18 08:45

Method	Batch	Dilution	Preparation date/time	Analysis date/time	Analyst
Wet Chemistry by Method 2320 B-2011	WG1123765	1	06/13/18 18:22	06/13/18 18:22	MCG
Wet Chemistry by Method 4500CO2 D-2011	WG1123765	1	06/13/18 18:22	06/13/18 18:22	MCG
Wet Chemistry by Method 9056A	WG1121333	1	06/07/18 22:38	06/07/18 22:38	MAJ
Volatile Organic Compounds (GC) by Method RSK175	WG1122995	1	06/12/18 12:04	06/12/18 12:04	BG

SAMPLE SUMMARY



MW-09-060618 L999694-27 GW

Method	Batch	Dilution	Preparation date/time	Analysis date/time	Analyst
Volatile Organic Compounds (GC/MS) by Method 8260B	WG1122034	1	06/09/18 01:53	06/09/18 01:53	JAH

Collected by BG / EH	Collected date/time 06/06/18 15:20	Received date/time 06/07/18 08:45
-------------------------	---------------------------------------	--------------------------------------

1
Cp

2
Tc

3
Ss

MW-02B-060618 L999694-28 GW

Method	Batch	Dilution	Preparation date/time	Analysis date/time	Analyst
Volatile Organic Compounds (GC/MS) by Method 8260B	WG1122034	1	06/09/18 02:12	06/09/18 02:12	JAH

Collected by BG / EH	Collected date/time 06/06/18 15:10	Received date/time 06/07/18 08:45
-------------------------	---------------------------------------	--------------------------------------

4
Cn

5
Sr

MW-09B-060618 L999694-29 GW

Method	Batch	Dilution	Preparation date/time	Analysis date/time	Analyst
Volatile Organic Compounds (GC/MS) by Method 8260B	WG1122034	1	06/09/18 02:31	06/09/18 02:31	JAH

Collected by BG / EH	Collected date/time 06/06/18 15:27	Received date/time 06/07/18 08:45
-------------------------	---------------------------------------	--------------------------------------

6
Qc

7
Gl

8
Al

TBO2-060618 L999694-30 GW

Method	Batch	Dilution	Preparation date/time	Analysis date/time	Analyst
Volatile Organic Compounds (GC/MS) by Method 8260B	WG1122286	1	06/09/18 20:09	06/09/18 20:09	BMB

Collected by BG / EH	Collected date/time 06/06/18 00:00	Received date/time 06/07/18 08:45
-------------------------	---------------------------------------	--------------------------------------

9
Sc



All sample aliquots were received at the correct temperature, in the proper containers, with the appropriate preservatives, and within method specified holding times, unless qualified or notated within the report. Where applicable, all MDL (LOD) and RDL (LOQ) values reported for environmental samples have been corrected for the dilution factor used in the analysis. All radiochemical sample results for solids are reported on a dry weight basis with the exception of tritium, carbon-14 and radon, unless wet weight was requested by the client. All Method and Batch Quality Control are within established criteria except where addressed in this case narrative, a non-conformance form or properly qualified within the sample results. By my digital signature below, I affirm to the best of my knowledge, all problems/anomalies observed by the laboratory as having the potential to affect the quality of the data have been identified by the laboratory, and no information or data have been knowingly withheld that would affect the quality of the data.

Chris McCord
Technical Service Representative

- ¹ Cp
- ² Tc
- ³ Ss
- ⁴ Cn
- ⁵ Sr
- ⁶ Qc
- ⁷ Gl
- ⁸ Al
- ⁹ Sc



Volatile Organic Compounds (GC/MS) by Method 8260B

Analyte	Result	Qualifier	RDL	Dilution	Analysis date / time	Batch
Benzene	ND		1.00	1	06/09/2018 05:16	WG1122001
Toluene	ND		1.00	1	06/09/2018 05:16	WG1122001
Ethylbenzene	ND		1.00	1	06/09/2018 05:16	WG1122001
Total Xylenes	ND		3.00	1	06/09/2018 05:16	WG1122001
Methyl tert-butyl ether	ND		1.00	1	06/09/2018 05:16	WG1122001
Naphthalene	ND		5.00	1	06/09/2018 05:16	WG1122001
1,2-Dichloroethane	ND		1.00	1	06/09/2018 05:16	WG1122001
(S) Toluene-d8	103		80.0-120		06/09/2018 05:16	WG1122001
(S) Dibromofluoromethane	97.2		76.0-123		06/09/2018 05:16	WG1122001
(S) 4-Bromofluorobenzene	102		80.0-120		06/09/2018 05:16	WG1122001

- 1 Cp
- 2 Tc
- 3 Ss
- 4 Cn
- 5 Sr
- 6 Qc
- 7 Gl
- 8 Al
- 9 Sc



Volatile Organic Compounds (GC/MS) by Method 8260B

Analyte	Result	Qualifier	RDL	Dilution	Analysis date / time	Batch
Benzene	ND		1.00	1	06/09/2018 05:36	WG1122001
Toluene	ND		1.00	1	06/09/2018 05:36	WG1122001
Ethylbenzene	ND		1.00	1	06/09/2018 05:36	WG1122001
Total Xylenes	ND		3.00	1	06/09/2018 05:36	WG1122001
Methyl tert-butyl ether	ND		1.00	1	06/09/2018 05:36	WG1122001
Naphthalene	ND		5.00	1	06/09/2018 05:36	WG1122001
1,2-Dichloroethane	ND		1.00	1	06/09/2018 05:36	WG1122001
(S) Toluene-d8	102		80.0-120		06/09/2018 05:36	WG1122001
(S) Dibromofluoromethane	96.1		76.0-123		06/09/2018 05:36	WG1122001
(S) 4-Bromofluorobenzene	99.2		80.0-120		06/09/2018 05:36	WG1122001

1 Cp

2 Tc

3 Ss

4 Cn

5 Sr

6 Qc

7 Gl

8 Al

9 Sc



Volatile Organic Compounds (GC/MS) by Method 8260B

Analyte	Result	Qualifier	RDL	Dilution	Analysis date / time	Batch
Benzene	ND		1.00	1	06/09/2018 05:56	WG1122001
Toluene	ND		1.00	1	06/09/2018 05:56	WG1122001
Ethylbenzene	ND		1.00	1	06/09/2018 05:56	WG1122001
Total Xylenes	ND		3.00	1	06/09/2018 05:56	WG1122001
Methyl tert-butyl ether	ND		1.00	1	06/09/2018 05:56	WG1122001
Naphthalene	ND		5.00	1	06/09/2018 05:56	WG1122001
1,2-Dichloroethane	ND		1.00	1	06/09/2018 05:56	WG1122001
(S) Toluene-d8	102		80.0-120		06/09/2018 05:56	WG1122001
(S) Dibromofluoromethane	98.8		76.0-123		06/09/2018 05:56	WG1122001
(S) 4-Bromofluorobenzene	101		80.0-120		06/09/2018 05:56	WG1122001

1 Cp

2 Tc

3 Ss

4 Cn

5 Sr

6 Qc

7 Gl

8 Al

9 Sc



Volatile Organic Compounds (GC/MS) by Method 8260B

Analyte	Result	Qualifier	RDL	Dilution	Analysis date / time	Batch
Benzene	ND		1.00	1	06/09/2018 06:16	WG1122001
Toluene	ND		1.00	1	06/09/2018 06:16	WG1122001
Ethylbenzene	ND		1.00	1	06/09/2018 06:16	WG1122001
Total Xylenes	ND		3.00	1	06/09/2018 06:16	WG1122001
Methyl tert-butyl ether	ND		1.00	1	06/09/2018 06:16	WG1122001
Naphthalene	ND		5.00	1	06/09/2018 06:16	WG1122001
1,2-Dichloroethane	ND		1.00	1	06/09/2018 06:16	WG1122001
(S) Toluene-d8	102		80.0-120		06/09/2018 06:16	WG1122001
(S) Dibromofluoromethane	97.9		76.0-123		06/09/2018 06:16	WG1122001
(S) 4-Bromofluorobenzene	104		80.0-120		06/09/2018 06:16	WG1122001

1 Cp

2 Tc

3 Ss

4 Cn

5 Sr

6 Qc

7 Gl

8 Al

9 Sc



Volatile Organic Compounds (GC/MS) by Method 8260B

Analyte	Result	Qualifier	RDL	Dilution	Analysis date / time	Batch
Benzene	968		25.0	25	06/14/2018 02:58	WG1124166
Toluene	1990		25.0	25	06/14/2018 02:58	WG1124166
Ethylbenzene	82.8		1.00	1	06/09/2018 06:36	WG1122001
Total Xylenes	791		75.0	25	06/14/2018 02:58	WG1124166
Methyl tert-butyl ether	109		1.00	1	06/09/2018 06:36	WG1122001
Naphthalene	12.8		5.00	1	06/09/2018 06:36	WG1122001
1,2-Dichloroethane	ND		1.00	1	06/09/2018 06:36	WG1122001
(S) Toluene-d8	103		80.0-120		06/09/2018 06:36	WG1122001
(S) Toluene-d8	102		80.0-120		06/14/2018 02:58	WG1124166
(S) Dibromofluoromethane	111		76.0-123		06/09/2018 06:36	WG1122001
(S) Dibromofluoromethane	104		76.0-123		06/14/2018 02:58	WG1124166
(S) 4-Bromofluorobenzene	104		80.0-120		06/09/2018 06:36	WG1122001
(S) 4-Bromofluorobenzene	109		80.0-120		06/14/2018 02:58	WG1124166

- 1 Cp
- 2 Tc
- 3 Ss
- 4 Cn
- 5 Sr
- 6 Qc
- 7 Gl
- 8 Al
- 9 Sc



Volatile Organic Compounds (GC/MS) by Method 8260B

Analyte	Result	Qualifier	RDL	Dilution	Analysis date / time	Batch
Benzene	8.63		1.00	1	06/14/2018 03:20	WG1124166
Toluene	ND		1.00	1	06/14/2018 03:20	WG1124166
Ethylbenzene	ND		1.00	1	06/09/2018 06:56	WG1122001
Total Xylenes	5.77		3.00	1	06/14/2018 03:20	WG1124166
Methyl tert-butyl ether	22.1		1.00	1	06/09/2018 06:56	WG1122001
Naphthalene	ND		5.00	1	06/09/2018 06:56	WG1122001
1,2-Dichloroethane	ND		1.00	1	06/09/2018 06:56	WG1122001
(S) Toluene-d8	101		80.0-120		06/09/2018 06:56	WG1122001
(S) Toluene-d8	101		80.0-120		06/14/2018 03:20	WG1124166
(S) Dibromofluoromethane	72.7	<u>J2</u>	76.0-123		06/09/2018 06:56	WG1122001
(S) Dibromofluoromethane	67.7	<u>J2</u>	76.0-123		06/14/2018 03:20	WG1124166
(S) 4-Bromofluorobenzene	102		80.0-120		06/09/2018 06:56	WG1122001
(S) 4-Bromofluorobenzene	109		80.0-120		06/14/2018 03:20	WG1124166

- 1 Cp
- 2 Tc
- 3 Ss
- 4 Cn
- 5 Sr
- 6 Qc
- 7 Gl
- 8 Al
- 9 Sc



Volatile Organic Compounds (GC/MS) by Method 8260B

Analyte	Result	Qualifier	RDL	Dilution	Analysis date / time	Batch
Benzene	ND		1.00	1	06/09/2018 07:16	WG1122001
Toluene	ND		1.00	1	06/09/2018 07:16	WG1122001
Ethylbenzene	ND		1.00	1	06/09/2018 07:16	WG1122001
Total Xylenes	ND		3.00	1	06/09/2018 07:16	WG1122001
Methyl tert-butyl ether	ND		1.00	1	06/09/2018 07:16	WG1122001
Naphthalene	ND		5.00	1	06/09/2018 07:16	WG1122001
1,2-Dichloroethane	ND		1.00	1	06/09/2018 07:16	WG1122001
(S) Toluene-d8	101		80.0-120		06/09/2018 07:16	WG1122001
(S) Dibromofluoromethane	95.8		76.0-123		06/09/2018 07:16	WG1122001
(S) 4-Bromofluorobenzene	101		80.0-120		06/09/2018 07:16	WG1122001

1 Cp

2 Tc

3 Ss

4 Cn

5 Sr

6 Qc

7 Gl

8 Al

9 Sc



Volatile Organic Compounds (GC/MS) by Method 8260B

Analyte	Result	Qualifier	RDL	Dilution	Analysis date / time	Batch
Benzene	498		10.0	10	06/14/2018 03:41	WG1124166
Toluene	469		10.0	10	06/14/2018 03:41	WG1124166
Ethylbenzene	47.7		1.00	1	06/09/2018 07:36	WG1122001
Total Xylenes	282		3.00	1	06/09/2018 07:36	WG1122001
Methyl tert-butyl ether	148		1.00	1	06/09/2018 07:36	WG1122001
Naphthalene	8.47		5.00	1	06/09/2018 07:36	WG1122001
1,2-Dichloroethane	ND		1.00	1	06/09/2018 07:36	WG1122001
(S) Toluene-d8	106		80.0-120		06/09/2018 07:36	WG1122001
(S) Toluene-d8	101		80.0-120		06/14/2018 03:41	WG1124166
(S) Dibromofluoromethane	106		76.0-123		06/09/2018 07:36	WG1122001
(S) Dibromofluoromethane	102		76.0-123		06/14/2018 03:41	WG1124166
(S) 4-Bromofluorobenzene	102		80.0-120		06/09/2018 07:36	WG1122001
(S) 4-Bromofluorobenzene	109		80.0-120		06/14/2018 03:41	WG1124166

- 1 Cp
- 2 Tc
- 3 Ss
- 4 Cn
- 5 Sr
- 6 Qc
- 7 Gl
- 8 Al
- 9 Sc



Volatile Organic Compounds (GC/MS) by Method 8260B

Analyte	Result	Qualifier	RDL	Dilution	Analysis date / time	Batch
Benzene	44.2		1.00	1	06/09/2018 07:56	WG1122001
Toluene	86.2		1.00	1	06/09/2018 07:56	WG1122001
Ethylbenzene	4.25		1.00	1	06/09/2018 07:56	WG1122001
Total Xylenes	19.9		3.00	1	06/09/2018 07:56	WG1122001
Methyl tert-butyl ether	ND		1.00	1	06/09/2018 07:56	WG1122001
Naphthalene	ND		5.00	1	06/09/2018 07:56	WG1122001
1,2-Dichloroethane	ND		1.00	1	06/09/2018 07:56	WG1122001
(S) Toluene-d8	103		80.0-120		06/09/2018 07:56	WG1122001
(S) Dibromofluoromethane	96.9		76.0-123		06/09/2018 07:56	WG1122001
(S) 4-Bromofluorobenzene	99.6		80.0-120		06/09/2018 07:56	WG1122001

- 1 Cp
- 2 Tc
- 3 Ss
- 4 Cn
- 5 Sr
- 6 Qc
- 7 Gl
- 8 Al
- 9 Sc



Volatile Organic Compounds (GC/MS) by Method 8260B

Analyte	Result	Qualifier	RDL	Dilution	Analysis date / time	Batch
Benzene	ND		1.00	1	06/09/2018 08:16	WG1122001
Toluene	ND		1.00	1	06/09/2018 08:16	WG1122001
Ethylbenzene	ND		1.00	1	06/09/2018 08:16	WG1122001
Total Xylenes	ND		3.00	1	06/09/2018 08:16	WG1122001
Methyl tert-butyl ether	ND		1.00	1	06/09/2018 08:16	WG1122001
Naphthalene	ND		5.00	1	06/09/2018 08:16	WG1122001
1,2-Dichloroethane	ND		1.00	1	06/09/2018 08:16	WG1122001
(S) Toluene-d8	102		80.0-120		06/09/2018 08:16	WG1122001
(S) Dibromofluoromethane	95.4		76.0-123		06/09/2018 08:16	WG1122001
(S) 4-Bromofluorobenzene	99.7		80.0-120		06/09/2018 08:16	WG1122001

1 Cp

2 Tc

3 Ss

4 Cn

5 Sr

6 Qc

7 Gl

8 Al

9 Sc



Volatile Organic Compounds (GC/MS) by Method 8260B

Analyte	Result	Qualifier	RDL	Dilution	Analysis date / time	Batch
Benzene	ND		1.00	1	06/09/2018 08:36	WG1122001
Toluene	ND		1.00	1	06/09/2018 08:36	WG1122001
Ethylbenzene	ND		1.00	1	06/09/2018 08:36	WG1122001
Total Xylenes	ND		3.00	1	06/09/2018 08:36	WG1122001
Methyl tert-butyl ether	ND		1.00	1	06/09/2018 08:36	WG1122001
Naphthalene	ND		5.00	1	06/09/2018 08:36	WG1122001
1,2-Dichloroethane	ND		1.00	1	06/09/2018 08:36	WG1122001
(S) Toluene-d8	102		80.0-120		06/09/2018 08:36	WG1122001
(S) Dibromofluoromethane	95.5		76.0-123		06/09/2018 08:36	WG1122001
(S) 4-Bromofluorobenzene	101		80.0-120		06/09/2018 08:36	WG1122001

- 1 Cp
- 2 Tc
- 3 Ss
- 4 Cn
- 5 Sr
- 6 Qc
- 7 Gl
- 8 Al
- 9 Sc



Volatile Organic Compounds (GC/MS) by Method 8260B

Analyte	Result	Qualifier	RDL	Dilution	Analysis date / time	Batch
Benzene	ND		1.00	1	06/09/2018 08:56	WG1122001
Toluene	ND		1.00	1	06/09/2018 08:56	WG1122001
Ethylbenzene	ND		1.00	1	06/09/2018 08:56	WG1122001
Total Xylenes	ND		3.00	1	06/09/2018 08:56	WG1122001
Methyl tert-butyl ether	ND		1.00	1	06/09/2018 08:56	WG1122001
Naphthalene	ND		5.00	1	06/09/2018 08:56	WG1122001
1,2-Dichloroethane	ND		1.00	1	06/09/2018 08:56	WG1122001
(S) Toluene-d8	104		80.0-120		06/09/2018 08:56	WG1122001
(S) Dibromofluoromethane	96.4		76.0-123		06/09/2018 08:56	WG1122001
(S) 4-Bromofluorobenzene	104		80.0-120		06/09/2018 08:56	WG1122001

1 Cp

2 Tc

3 Ss

4 Cn

5 Sr

6 Qc

7 Gl

8 Al

9 Sc



Volatile Organic Compounds (GC/MS) by Method 8260B

Analyte	Result	Qualifier	RDL	Dilution	Analysis date / time	Batch
Benzene	ND		1.00	1	06/09/2018 09:16	WG1122001
Toluene	ND		1.00	1	06/09/2018 09:16	WG1122001
Ethylbenzene	ND		1.00	1	06/09/2018 09:16	WG1122001
Total Xylenes	ND		3.00	1	06/09/2018 09:16	WG1122001
Methyl tert-butyl ether	2.12		1.00	1	06/09/2018 09:16	WG1122001
Naphthalene	ND		5.00	1	06/09/2018 09:16	WG1122001
1,2-Dichloroethane	ND		1.00	1	06/09/2018 09:16	WG1122001
(S) Toluene-d8	103		80.0-120		06/09/2018 09:16	WG1122001
(S) Dibromofluoromethane	96.0		76.0-123		06/09/2018 09:16	WG1122001
(S) 4-Bromofluorobenzene	102		80.0-120		06/09/2018 09:16	WG1122001

- 1 Cp
- 2 Tc
- 3 Ss
- 4 Cn
- 5 Sr
- 6 Qc
- 7 Gl
- 8 Al
- 9 Sc



Volatile Organic Compounds (GC/MS) by Method 8260B

Analyte	Result	Qualifier	RDL	Dilution	Analysis date / time	Batch
Benzene	ND		1.00	1	06/09/2018 09:36	WG1122001
Toluene	ND		1.00	1	06/09/2018 09:36	WG1122001
Ethylbenzene	ND		1.00	1	06/09/2018 09:36	WG1122001
Total Xylenes	ND		3.00	1	06/09/2018 09:36	WG1122001
Methyl tert-butyl ether	2.11		1.00	1	06/09/2018 09:36	WG1122001
Naphthalene	ND		5.00	1	06/09/2018 09:36	WG1122001
1,2-Dichloroethane	ND		1.00	1	06/09/2018 09:36	WG1122001
(S) Toluene-d8	102		80.0-120		06/09/2018 09:36	WG1122001
(S) Dibromofluoromethane	94.0		76.0-123		06/09/2018 09:36	WG1122001
(S) 4-Bromofluorobenzene	103		80.0-120		06/09/2018 09:36	WG1122001

1 Cp

2 Tc

3 Ss

4 Cn

5 Sr

6 Qc

7 Gl

8 Al

9 Sc



Volatile Organic Compounds (GC/MS) by Method 8260B

Analyte	Result	Qualifier	RDL	Dilution	Analysis date / time	Batch
Benzene	ND		1.00	1	06/09/2018 09:56	WG1122001
Toluene	ND		1.00	1	06/09/2018 09:56	WG1122001
Ethylbenzene	ND		1.00	1	06/09/2018 09:56	WG1122001
Total Xylenes	ND		3.00	1	06/09/2018 09:56	WG1122001
Methyl tert-butyl ether	ND		1.00	1	06/09/2018 09:56	WG1122001
Naphthalene	ND		5.00	1	06/09/2018 09:56	WG1122001
1,2-Dichloroethane	ND		1.00	1	06/09/2018 09:56	WG1122001
(S) Toluene-d8	103		80.0-120		06/09/2018 09:56	WG1122001
(S) Dibromofluoromethane	97.8		76.0-123		06/09/2018 09:56	WG1122001
(S) 4-Bromofluorobenzene	103		80.0-120		06/09/2018 09:56	WG1122001

1 Cp

2 Tc

3 Ss

4 Cn

5 Sr

6 Qc

7 Gl

8 Al

9 Sc



Volatile Organic Compounds (GC/MS) by Method 8260B

Analyte	Result	Qualifier	RDL	Dilution	Analysis date / time	Batch
Benzene	ND		1.00	1	06/09/2018 10:16	WG1122001
Toluene	ND		1.00	1	06/09/2018 10:16	WG1122001
Ethylbenzene	ND		1.00	1	06/09/2018 10:16	WG1122001
Total Xylenes	ND		3.00	1	06/09/2018 10:16	WG1122001
Methyl tert-butyl ether	21.8		1.00	1	06/09/2018 10:16	WG1122001
Naphthalene	ND		5.00	1	06/09/2018 10:16	WG1122001
1,2-Dichloroethane	ND		1.00	1	06/09/2018 10:16	WG1122001
(S) Toluene-d8	103		80.0-120		06/09/2018 10:16	WG1122001
(S) Dibromofluoromethane	95.8		76.0-123		06/09/2018 10:16	WG1122001
(S) 4-Bromofluorobenzene	99.6		80.0-120		06/09/2018 10:16	WG1122001

1 Cp

2 Tc

3 Ss

4 Cn

5 Sr

6 Qc

7 Gl

8 Al

9 Sc



Wet Chemistry by Method 2320 B-2011

Analyte	Result	Qualifier	RDL	Dilution	Analysis date / time	Batch
Alkalinity	ND		20000	1	06/13/2018 17:11	WG1123765

Sample Narrative:

L999694-17 WG1123765: Endpoint pH 4.5

Wet Chemistry by Method 4500CO2 D-2011

Analyte	Result	Qualifier	RDL	Dilution	Analysis date / time	Batch
Free Carbon Dioxide	ND	<u>T8</u>	20000	1	06/13/2018 17:11	WG1123765

Sample Narrative:

L999694-17 WG1123765: Endpoint pH 4.5

Wet Chemistry by Method 9056A

Analyte	Result	Qualifier	RDL	Dilution	Analysis date / time	Batch
Nitrate as (N)	774		100	1	06/07/2018 19:04	WG1121161
Sulfate	ND		5000	1	06/07/2018 19:04	WG1121161

Volatile Organic Compounds (GC) by Method RSK175

Analyte	Result	Qualifier	RDL	Dilution	Analysis date / time	Batch
Methane	ND		10.0	1	06/11/2018 13:27	WG1122650

Volatile Organic Compounds (GC/MS) by Method 8260B

Analyte	Result	Qualifier	RDL	Dilution	Analysis date / time	Batch
Benzene	ND		1.00	1	06/09/2018 10:35	WG1122001
Toluene	ND		1.00	1	06/09/2018 10:35	WG1122001
Ethylbenzene	ND		1.00	1	06/09/2018 10:35	WG1122001
Total Xylenes	ND		3.00	1	06/09/2018 10:35	WG1122001
Methyl tert-butyl ether	ND		1.00	1	06/09/2018 10:35	WG1122001
Naphthalene	ND		5.00	1	06/09/2018 10:35	WG1122001
1,2-Dichloroethane	ND		1.00	1	06/09/2018 10:35	WG1122001
(S) Toluene-d8	101		80.0-120		06/09/2018 10:35	WG1122001
(S) Dibromofluoromethane	97.7		76.0-123		06/09/2018 10:35	WG1122001
(S) 4-Bromofluorobenzene	101		80.0-120		06/09/2018 10:35	WG1122001

1 Cp

2 Tc

3 Ss

4 Cn

5 Sr

6 Qc

7 Gl

8 Al

9 Sc



Wet Chemistry by Method 2320 B-2011

Analyte	Result	Qualifier	RDL	Dilution	Analysis date / time	Batch
Alkalinity	ND		20000	1	06/13/2018 17:17	WG1123765

Sample Narrative:

L999694-18 WG1123765: Endpoint pH 4.5

Wet Chemistry by Method 4500CO2 D-2011

Analyte	Result	Qualifier	RDL	Dilution	Analysis date / time	Batch
Free Carbon Dioxide	39800	<u>T8</u>	20000	1	06/13/2018 17:17	WG1123765

Sample Narrative:

L999694-18 WG1123765: Endpoint pH 4.5

Wet Chemistry by Method 9056A

Analyte	Result	Qualifier	RDL	Dilution	Analysis date / time	Batch
Nitrate as (N)	ND		100	1	06/07/2018 19:20	WG1121161
Sulfate	ND		5000	1	06/07/2018 19:20	WG1121161

Volatile Organic Compounds (GC) by Method RSK175

Analyte	Result	Qualifier	RDL	Dilution	Analysis date / time	Batch
Methane	ND		10.0	1	06/11/2018 13:31	WG1122650

Volatile Organic Compounds (GC/MS) by Method 8260B

Analyte	Result	Qualifier	RDL	Dilution	Analysis date / time	Batch
Benzene	ND		1.00	1	06/09/2018 10:55	WG1122001
Toluene	ND		1.00	1	06/09/2018 10:55	WG1122001
Ethylbenzene	ND		1.00	1	06/09/2018 10:55	WG1122001
Total Xylenes	ND		3.00	1	06/09/2018 10:55	WG1122001
Methyl tert-butyl ether	ND		1.00	1	06/09/2018 10:55	WG1122001
Naphthalene	ND		5.00	1	06/09/2018 10:55	WG1122001
1,2-Dichloroethane	ND		1.00	1	06/09/2018 10:55	WG1122001
(S) Toluene-d8	101		80.0-120		06/09/2018 10:55	WG1122001
(S) Dibromofluoromethane	96.5		76.0-123		06/09/2018 10:55	WG1122001
(S) 4-Bromofluorobenzene	102		80.0-120		06/09/2018 10:55	WG1122001

1 Cp

2 Tc

3 Ss

4 Cn

5 Sr

6 Qc

7 Gl

8 Al

9 Sc



Wet Chemistry by Method 2320 B-2011

Analyte	Result	Qualifier	RDL	Dilution	Analysis date / time	Batch
Alkalinity	ND		20000	1	06/13/2018 17:28	WG1123765

Sample Narrative:

L999694-19 WG1123765: Endpoint pH 4.5

Wet Chemistry by Method 4500CO2 D-2011

Analyte	Result	Qualifier	RDL	Dilution	Analysis date / time	Batch
Free Carbon Dioxide	ND	<u>T8</u>	20000	1	06/13/2018 17:28	WG1123765

Sample Narrative:

L999694-19 WG1123765: Endpoint pH 4.5

Wet Chemistry by Method 9056A

Analyte	Result	Qualifier	RDL	Dilution	Analysis date / time	Batch
Nitrate as (N)	ND		100	1	06/07/2018 20:06	WG1121161
Sulfate	ND		5000	1	06/07/2018 20:06	WG1121161

Volatile Organic Compounds (GC) by Method RSK175

Analyte	Result	Qualifier	RDL	Dilution	Analysis date / time	Batch
Methane	ND		10.0	1	06/11/2018 13:34	WG1122650

Volatile Organic Compounds (GC/MS) by Method 8260B

Analyte	Result	Qualifier	RDL	Dilution	Analysis date / time	Batch
Benzene	ND		1.00	1	06/09/2018 11:15	WG1122001
Toluene	ND		1.00	1	06/09/2018 11:15	WG1122001
Ethylbenzene	ND		1.00	1	06/09/2018 11:15	WG1122001
Total Xylenes	ND		3.00	1	06/09/2018 11:15	WG1122001
Methyl tert-butyl ether	ND		1.00	1	06/09/2018 11:15	WG1122001
Naphthalene	ND		5.00	1	06/09/2018 11:15	WG1122001
1,2-Dichloroethane	ND		1.00	1	06/09/2018 11:15	WG1122001
(S) Toluene-d8	104		80.0-120		06/09/2018 11:15	WG1122001
(S) Dibromofluoromethane	96.8		76.0-123		06/09/2018 11:15	WG1122001
(S) 4-Bromofluorobenzene	102		80.0-120		06/09/2018 11:15	WG1122001

1 Cp

2 Tc

3 Ss

4 Cn

5 Sr

6 Qc

7 Gl

8 Al

9 Sc



Volatile Organic Compounds (GC/MS) by Method 8260B

Analyte	Result	Qualifier	RDL	Dilution	Analysis date / time	Batch
Benzene	ND		1.00	1	06/09/2018 11:35	WG1122001
Toluene	ND		1.00	1	06/09/2018 11:35	WG1122001
Ethylbenzene	ND		1.00	1	06/09/2018 11:35	WG1122001
Total Xylenes	ND		3.00	1	06/09/2018 11:35	WG1122001
Methyl tert-butyl ether	2.58		1.00	1	06/09/2018 11:35	WG1122001
Naphthalene	ND		5.00	1	06/09/2018 11:35	WG1122001
1,2-Dichloroethane	ND		1.00	1	06/09/2018 11:35	WG1122001
(S) Toluene-d8	101		80.0-120		06/09/2018 11:35	WG1122001
(S) Dibromofluoromethane	97.7		76.0-123		06/09/2018 11:35	WG1122001
(S) 4-Bromofluorobenzene	102		80.0-120		06/09/2018 11:35	WG1122001

1 Cp

2 Tc

3 Ss

4 Cn

5 Sr

6 Qc

7 Gl

8 Al

9 Sc



Wet Chemistry by Method 2320 B-2011

Analyte	Result	Qualifier	RDL	Dilution	Analysis date / time	Batch
Alkalinity	27700		20000	1	06/13/2018 17:34	WG1123765

Sample Narrative:

L999694-21 WG1123765: Endpoint pH 4.5

Wet Chemistry by Method 4500CO2 D-2011

Analyte	Result	Qualifier	RDL	Dilution	Analysis date / time	Batch
Free Carbon Dioxide	99200	<u>T8</u>	20000	1	06/13/2018 17:34	WG1123765

Sample Narrative:

L999694-21 WG1123765: Endpoint pH 4.5

Wet Chemistry by Method 9056A

Analyte	Result	Qualifier	RDL	Dilution	Analysis date / time	Batch
Nitrate as (N)	247		100	1	06/07/2018 20:52	WG1121161
Sulfate	24200		5000	1	06/07/2018 20:52	WG1121161

Volatile Organic Compounds (GC) by Method RSK175

Analyte	Result	Qualifier	RDL	Dilution	Analysis date / time	Batch
Methane	25.6		10.0	1	06/11/2018 13:38	WG1122650

Volatile Organic Compounds (GC/MS) by Method 8260B

Analyte	Result	Qualifier	RDL	Dilution	Analysis date / time	Batch
Benzene	8.15		1.00	1	06/08/2018 23:56	WG1122034
Toluene	385		50.0	50	06/14/2018 02:15	WG1124100
Ethylbenzene	149		50.0	50	06/14/2018 02:15	WG1124100
Total Xylenes	1260		150	50	06/14/2018 02:15	WG1124100
Methyl tert-butyl ether	ND		1.00	1	06/08/2018 23:56	WG1122034
Naphthalene	ND		250	50	06/14/2018 02:15	WG1124100
1,2-Dichloroethane	1.53		1.00	1	06/08/2018 23:56	WG1122034
(S) Toluene-d8	89.4		80.0-120		06/08/2018 23:56	WG1122034
(S) Toluene-d8	101		80.0-120		06/14/2018 02:15	WG1124100
(S) Dibromofluoromethane	97.5		76.0-123		06/08/2018 23:56	WG1122034
(S) Dibromofluoromethane	106		76.0-123		06/14/2018 02:15	WG1124100
(S) 4-Bromofluorobenzene	100		80.0-120		06/08/2018 23:56	WG1122034
(S) 4-Bromofluorobenzene	108		80.0-120		06/14/2018 02:15	WG1124100

- 1 Cp
- 2 Tc
- 3 Ss
- 4 Cn
- 5 Sr
- 6 Qc
- 7 Gl
- 8 Al
- 9 Sc



Wet Chemistry by Method 2320 B-2011

Analyte	Result	Qualifier	RDL	Dilution	Analysis date / time	Batch
Alkalinity	ND		20000	1	06/13/2018 17:40	WG1123765

Sample Narrative:

L999694-22 WG1123765: Endpoint pH 4.5

Wet Chemistry by Method 4500CO2 D-2011

Analyte	Result	Qualifier	RDL	Dilution	Analysis date / time	Batch
Free Carbon Dioxide	33100	<u>T8</u>	20000	1	06/13/2018 17:40	WG1123765

Sample Narrative:

L999694-22 WG1123765: Endpoint pH 4.5

Wet Chemistry by Method 9056A

Analyte	Result	Qualifier	RDL	Dilution	Analysis date / time	Batch
Nitrate as (N)	1120		100	1	06/07/2018 21:07	WG1121161
Sulfate	ND		5000	1	06/07/2018 21:07	WG1121161

Volatile Organic Compounds (GC) by Method RSK175

Analyte	Result	Qualifier	RDL	Dilution	Analysis date / time	Batch
Methane	ND		10.0	1	06/12/2018 11:34	WG1122995

Volatile Organic Compounds (GC/MS) by Method 8260B

Analyte	Result	Qualifier	RDL	Dilution	Analysis date / time	Batch
Benzene	ND		1.00	1	06/09/2018 00:16	WG1122034
Toluene	ND		1.00	1	06/09/2018 00:16	WG1122034
Ethylbenzene	ND		1.00	1	06/09/2018 00:16	WG1122034
Total Xylenes	ND		3.00	1	06/14/2018 02:36	WG1124100
Methyl tert-butyl ether	ND		1.00	1	06/09/2018 00:16	WG1122034
Naphthalene	ND		5.00	1	06/14/2018 02:36	WG1124100
1,2-Dichloroethane	ND		1.00	1	06/09/2018 00:16	WG1122034
(S) Toluene-d8	101		80.0-120		06/09/2018 00:16	WG1122034
(S) Toluene-d8	102		80.0-120		06/14/2018 02:36	WG1124100
(S) Dibromofluoromethane	96.3		76.0-123		06/09/2018 00:16	WG1122034
(S) Dibromofluoromethane	104		76.0-123		06/14/2018 02:36	WG1124100
(S) 4-Bromofluorobenzene	97.2		80.0-120		06/09/2018 00:16	WG1122034
(S) 4-Bromofluorobenzene	108		80.0-120		06/14/2018 02:36	WG1124100

- 1 Cp
- 2 Tc
- 3 Ss
- 4 Cn
- 5 Sr
- 6 Qc
- 7 Gl
- 8 Al
- 9 Sc



Wet Chemistry by Method 2320 B-2011

Analyte	Result	Qualifier	RDL	Dilution	Analysis date / time	Batch
Alkalinity	ND		20000	1	06/13/2018 17:46	WG1123765

Sample Narrative:

L999694-23 WG1123765: Endpoint pH 4.5

Wet Chemistry by Method 4500CO2 D-2011

Analyte	Result	Qualifier	RDL	Dilution	Analysis date / time	Batch
Free Carbon Dioxide	ND	<u>T8</u>	20000	1	06/13/2018 17:46	WG1123765

Sample Narrative:

L999694-23 WG1123765: Endpoint pH 4.5

Wet Chemistry by Method 9056A

Analyte	Result	Qualifier	RDL	Dilution	Analysis date / time	Batch
Nitrate as (N)	921		100	1	06/07/2018 21:23	WG1121161
Sulfate	ND		5000	1	06/07/2018 21:23	WG1121161

Volatile Organic Compounds (GC) by Method RSK175

Analyte	Result	Qualifier	RDL	Dilution	Analysis date / time	Batch
Methane	ND		10.0	1	06/12/2018 11:39	WG1122995

Volatile Organic Compounds (GC/MS) by Method 8260B

Analyte	Result	Qualifier	RDL	Dilution	Analysis date / time	Batch
Benzene	52.2		1.00	1	06/09/2018 00:36	WG1122034
Toluene	81.4		1.00	1	06/09/2018 00:36	WG1122034
Ethylbenzene	4.11		1.00	1	06/09/2018 00:36	WG1122034
Total Xylenes	46.5		3.00	1	06/09/2018 00:36	WG1122034
Methyl tert-butyl ether	63.8		1.00	1	06/09/2018 00:36	WG1122034
Naphthalene	ND		5.00	1	06/09/2018 00:36	WG1122034
1,2-Dichloroethane	ND		1.00	1	06/09/2018 00:36	WG1122034
(S) Toluene-d8	101		80.0-120		06/09/2018 00:36	WG1122034
(S) Dibromofluoromethane	96.7		76.0-123		06/09/2018 00:36	WG1122034
(S) 4-Bromofluorobenzene	96.4		80.0-120		06/09/2018 00:36	WG1122034

1 Cp

2 Tc

3 Ss

4 Cn

5 Sr

6 Qc

7 Gl

8 Al

9 Sc



Wet Chemistry by Method 2320 B-2011

Analyte	Result	Qualifier	RDL	Dilution	Analysis date / time	Batch
Alkalinity	ND		20000	1	06/13/2018 18:02	WG1123765

Sample Narrative:

L999694-24 WG1123765: Endpoint pH 4.5

Wet Chemistry by Method 4500CO2 D-2011

Analyte	Result	Qualifier	RDL	Dilution	Analysis date / time	Batch
Free Carbon Dioxide	28200	<u>T8</u>	20000	1	06/13/2018 18:02	WG1123765

Sample Narrative:

L999694-24 WG1123765: Endpoint pH 4.5

Wet Chemistry by Method 9056A

Analyte	Result	Qualifier	RDL	Dilution	Analysis date / time	Batch
Nitrate as (N)	ND		100	1	06/07/2018 21:38	WG1121161
Sulfate	ND		5000	1	06/07/2018 21:38	WG1121161

Volatile Organic Compounds (GC) by Method RSK175

Analyte	Result	Qualifier	RDL	Dilution	Analysis date / time	Batch
Methane	ND		10.0	1	06/12/2018 11:42	WG1122995

Volatile Organic Compounds (GC/MS) by Method 8260B

Analyte	Result	Qualifier	RDL	Dilution	Analysis date / time	Batch
Benzene	ND		1.00	1	06/09/2018 00:55	WG1122034
Toluene	ND		1.00	1	06/09/2018 00:55	WG1122034
Ethylbenzene	ND		1.00	1	06/09/2018 00:55	WG1122034
Total Xylenes	ND		3.00	1	06/09/2018 00:55	WG1122034
Methyl tert-butyl ether	ND		1.00	1	06/09/2018 00:55	WG1122034
Naphthalene	ND		5.00	1	06/09/2018 00:55	WG1122034
1,2-Dichloroethane	ND		1.00	1	06/09/2018 00:55	WG1122034
(S) Toluene-d8	101		80.0-120		06/09/2018 00:55	WG1122034
(S) Dibromofluoromethane	98.4		76.0-123		06/09/2018 00:55	WG1122034
(S) 4-Bromofluorobenzene	95.0		80.0-120		06/09/2018 00:55	WG1122034

- 1 Cp
- 2 Tc
- 3 Ss
- 4 Cn
- 5 Sr
- 6 Qc
- 7 Gl
- 8 Al
- 9 Sc



Wet Chemistry by Method 2320 B-2011

Analyte	Result	Qualifier	RDL	Dilution	Analysis date / time	Batch
Alkalinity	ND		20000	1	06/13/2018 18:08	WG1123765

Sample Narrative:

L999694-25 WG1123765: Endpoint pH 4.5

Wet Chemistry by Method 4500CO2 D-2011

Analyte	Result	Qualifier	RDL	Dilution	Analysis date / time	Batch
Free Carbon Dioxide	ND	<u>T8</u>	20000	1	06/13/2018 18:08	WG1123765

Sample Narrative:

L999694-25 WG1123765: Endpoint pH 4.5

Wet Chemistry by Method 9056A

Analyte	Result	Qualifier	RDL	Dilution	Analysis date / time	Batch
Nitrate as (N)	648		100	1	06/07/2018 21:32	WG1121333
Sulfate	ND		5000	1	06/07/2018 21:32	WG1121333

Volatile Organic Compounds (GC) by Method RSK175

Analyte	Result	Qualifier	RDL	Dilution	Analysis date / time	Batch
Methane	ND		10.0	1	06/12/2018 11:52	WG1122995

Volatile Organic Compounds (GC/MS) by Method 8260B

Analyte	Result	Qualifier	RDL	Dilution	Analysis date / time	Batch
Benzene	ND		1.00	1	06/09/2018 01:14	WG1122034
Toluene	ND		1.00	1	06/09/2018 01:14	WG1122034
Ethylbenzene	ND		1.00	1	06/09/2018 01:14	WG1122034
Total Xylenes	ND		3.00	1	06/09/2018 01:14	WG1122034
Methyl tert-butyl ether	ND		1.00	1	06/09/2018 01:14	WG1122034
Naphthalene	ND		5.00	1	06/09/2018 01:14	WG1122034
1,2-Dichloroethane	ND		1.00	1	06/09/2018 01:14	WG1122034
(S) Toluene-d8	102		80.0-120		06/09/2018 01:14	WG1122034
(S) Dibromofluoromethane	97.0		76.0-123		06/09/2018 01:14	WG1122034
(S) 4-Bromofluorobenzene	95.8		80.0-120		06/09/2018 01:14	WG1122034

1 Cp

2 Tc

3 Ss

4 Cn

5 Sr

6 Qc

7 Gl

8 Al

9 Sc



Wet Chemistry by Method 2320 B-2011

Analyte	Result	Qualifier	RDL	Dilution	Analysis date / time	Batch
Alkalinity	ND		20000	1	06/13/2018 18:14	WG1123765

Sample Narrative:

L999694-26 WG1123765: Endpoint pH 4.5

Wet Chemistry by Method 4500CO2 D-2011

Analyte	Result	Qualifier	RDL	Dilution	Analysis date / time	Batch
Free Carbon Dioxide	ND	<u>T8</u>	20000	1	06/13/2018 18:14	WG1123765

Sample Narrative:

L999694-26 WG1123765: Endpoint pH 4.5

Wet Chemistry by Method 9056A

Analyte	Result	Qualifier	RDL	Dilution	Analysis date / time	Batch
Nitrate as (N)	ND		100	1	06/07/2018 21:49	WG1121333
Sulfate	ND		5000	1	06/07/2018 21:49	WG1121333

Volatile Organic Compounds (GC) by Method RSK175

Analyte	Result	Qualifier	RDL	Dilution	Analysis date / time	Batch
Methane	10.3		10.0	1	06/12/2018 12:01	WG1122995

Volatile Organic Compounds (GC/MS) by Method 8260B

Analyte	Result	Qualifier	RDL	Dilution	Analysis date / time	Batch
Benzene	ND		1.00	1	06/09/2018 01:33	WG1122034
Toluene	3.19		1.00	1	06/09/2018 01:33	WG1122034
Ethylbenzene	ND		1.00	1	06/09/2018 01:33	WG1122034
Total Xylenes	3.70		3.00	1	06/09/2018 01:33	WG1122034
Methyl tert-butyl ether	1.25		1.00	1	06/09/2018 01:33	WG1122034
Naphthalene	ND		5.00	1	06/09/2018 01:33	WG1122034
1,2-Dichloroethane	ND		1.00	1	06/09/2018 01:33	WG1122034
(S) Toluene-d8	102		80.0-120		06/09/2018 01:33	WG1122034
(S) Dibromofluoromethane	95.7		76.0-123		06/09/2018 01:33	WG1122034
(S) 4-Bromofluorobenzene	95.4		80.0-120		06/09/2018 01:33	WG1122034

1 Cp

2 Tc

3 Ss

4 Cn

5 Sr

6 Qc

7 Gl

8 Al

9 Sc



Wet Chemistry by Method 2320 B-2011

Analyte	Result	Qualifier	RDL	Dilution	Analysis date / time	Batch
Alkalinity	ND		20000	1	06/13/2018 18:22	WG1123765

Sample Narrative:

L999694-27 WG1123765: Endpoint pH 4.5

Wet Chemistry by Method 4500CO2 D-2011

Analyte	Result	Qualifier	RDL	Dilution	Analysis date / time	Batch
Free Carbon Dioxide	ND	<u>T8</u>	20000	1	06/13/2018 18:22	WG1123765

Sample Narrative:

L999694-27 WG1123765: Endpoint pH 4.5

Wet Chemistry by Method 9056A

Analyte	Result	Qualifier	RDL	Dilution	Analysis date / time	Batch
Nitrate as (N)	1500		100	1	06/07/2018 22:38	WG1121333
Sulfate	ND		5000	1	06/07/2018 22:38	WG1121333

Volatile Organic Compounds (GC) by Method RSK175

Analyte	Result	Qualifier	RDL	Dilution	Analysis date / time	Batch
Methane	ND		10.0	1	06/12/2018 12:04	WG1122995

Volatile Organic Compounds (GC/MS) by Method 8260B

Analyte	Result	Qualifier	RDL	Dilution	Analysis date / time	Batch
Benzene	2.25		1.00	1	06/09/2018 01:53	WG1122034
Toluene	6.06		1.00	1	06/09/2018 01:53	WG1122034
Ethylbenzene	ND		1.00	1	06/09/2018 01:53	WG1122034
Total Xylenes	4.75		3.00	1	06/09/2018 01:53	WG1122034
Methyl tert-butyl ether	3.65		1.00	1	06/09/2018 01:53	WG1122034
Naphthalene	ND		5.00	1	06/09/2018 01:53	WG1122034
1,2-Dichloroethane	ND		1.00	1	06/09/2018 01:53	WG1122034
(S) Toluene-d8	99.5		80.0-120		06/09/2018 01:53	WG1122034
(S) Dibromofluoromethane	95.3		76.0-123		06/09/2018 01:53	WG1122034
(S) 4-Bromofluorobenzene	96.1		80.0-120		06/09/2018 01:53	WG1122034

1 Cp

2 Tc

3 Ss

4 Cn

5 Sr

6 Qc

7 Gl

8 Al

9 Sc



Volatile Organic Compounds (GC/MS) by Method 8260B

Analyte	Result	Qualifier	RDL	Dilution	Analysis date / time	Batch
Benzene	ND		1.00	1	06/09/2018 02:12	WG1122034
Toluene	ND		1.00	1	06/09/2018 02:12	WG1122034
Ethylbenzene	ND		1.00	1	06/09/2018 02:12	WG1122034
Total Xylenes	ND		3.00	1	06/09/2018 02:12	WG1122034
Methyl tert-butyl ether	ND		1.00	1	06/09/2018 02:12	WG1122034
Naphthalene	ND		5.00	1	06/09/2018 02:12	WG1122034
1,2-Dichloroethane	ND		1.00	1	06/09/2018 02:12	WG1122034
(S) Toluene-d8	98.9		80.0-120		06/09/2018 02:12	WG1122034
(S) Dibromofluoromethane	98.1		76.0-123		06/09/2018 02:12	WG1122034
(S) 4-Bromofluorobenzene	94.0		80.0-120		06/09/2018 02:12	WG1122034

1 Cp

2 Tc

3 Ss

4 Cn

5 Sr

6 Qc

7 Gl

8 Al

9 Sc



Volatile Organic Compounds (GC/MS) by Method 8260B

Analyte	Result	Qualifier	RDL	Dilution	Analysis date / time	Batch
Benzene	17.1		1.00	1	06/09/2018 02:31	WG1122034
Toluene	66.5		1.00	1	06/09/2018 02:31	WG1122034
Ethylbenzene	16.5		1.00	1	06/09/2018 02:31	WG1122034
Total Xylenes	139		3.00	1	06/09/2018 02:31	WG1122034
Methyl tert-butyl ether	3.61		1.00	1	06/09/2018 02:31	WG1122034
Naphthalene	8.09		5.00	1	06/09/2018 02:31	WG1122034
1,2-Dichloroethane	ND		1.00	1	06/09/2018 02:31	WG1122034
(S) Toluene-d8	98.0		80.0-120		06/09/2018 02:31	WG1122034
(S) Dibromofluoromethane	92.4		76.0-123		06/09/2018 02:31	WG1122034
(S) 4-Bromofluorobenzene	97.4		80.0-120		06/09/2018 02:31	WG1122034

1 Cp

2 Tc

3 Ss

4 Cn

5 Sr

6 Qc

7 Gl

8 Al

9 Sc



Volatile Organic Compounds (GC/MS) by Method 8260B

Analyte	Result	Qualifier	RDL	Dilution	Analysis	Batch
	ug/l		ug/l		date / time	
Acetone	ND		50.0	1	06/09/2018 20:09	WG1122286
Benzene	ND		1.00	1	06/09/2018 20:09	WG1122286
Bromodichloromethane	ND		1.00	1	06/09/2018 20:09	WG1122286
Bromoform	ND		1.00	1	06/09/2018 20:09	WG1122286
Bromomethane	ND		5.00	1	06/09/2018 20:09	WG1122286
Carbon disulfide	ND		1.00	1	06/09/2018 20:09	WG1122286
Carbon tetrachloride	ND		1.00	1	06/09/2018 20:09	WG1122286
Chlorobenzene	ND		1.00	1	06/09/2018 20:09	WG1122286
Chlorodibromomethane	ND		1.00	1	06/09/2018 20:09	WG1122286
Chloroethane	ND		5.00	1	06/09/2018 20:09	WG1122286
Chloroform	ND		5.00	1	06/09/2018 20:09	WG1122286
Chloromethane	ND		2.50	1	06/09/2018 20:09	WG1122286
1,2-Dibromo-3-Chloropropane	ND		5.00	1	06/09/2018 20:09	WG1122286
1,2-Dibromoethane	ND		1.00	1	06/09/2018 20:09	WG1122286
1,2-Dichlorobenzene	ND		1.00	1	06/09/2018 20:09	WG1122286
1,3-Dichlorobenzene	ND		1.00	1	06/09/2018 20:09	WG1122286
1,4-Dichlorobenzene	ND		1.00	1	06/09/2018 20:09	WG1122286
1,1-Dichloroethane	ND		1.00	1	06/09/2018 20:09	WG1122286
1,2-Dichloroethane	ND		1.00	1	06/09/2018 20:09	WG1122286
1,1-Dichloroethene	ND		1.00	1	06/09/2018 20:09	WG1122286
cis-1,2-Dichloroethene	ND		1.00	1	06/09/2018 20:09	WG1122286
trans-1,2-Dichloroethene	ND		1.00	1	06/09/2018 20:09	WG1122286
1,2-Dichloropropane	ND		1.00	1	06/09/2018 20:09	WG1122286
cis-1,3-Dichloropropene	ND		1.00	1	06/09/2018 20:09	WG1122286
trans-1,3-Dichloropropene	ND		1.00	1	06/09/2018 20:09	WG1122286
Di-isopropyl ether	ND		1.00	1	06/09/2018 20:09	WG1122286
Ethylbenzene	ND		1.00	1	06/09/2018 20:09	WG1122286
2-Butanone (MEK)	ND		10.0	1	06/09/2018 20:09	WG1122286
2-Hexanone	ND		10.0	1	06/09/2018 20:09	WG1122286
Methylene Chloride	ND		5.00	1	06/09/2018 20:09	WG1122286
4-Methyl-2-pentanone (MIBK)	ND		10.0	1	06/09/2018 20:09	WG1122286
Methyl tert-butyl ether	ND		1.00	1	06/09/2018 20:09	WG1122286
Naphthalene	ND		5.00	1	06/09/2018 20:09	WG1122286
Styrene	ND		1.00	1	06/09/2018 20:09	WG1122286
1,1,2,2-Tetrachloroethane	ND		1.00	1	06/09/2018 20:09	WG1122286
Tetrachloroethene	ND		1.00	1	06/09/2018 20:09	WG1122286
Toluene	ND		1.00	1	06/09/2018 20:09	WG1122286
1,1,1-Trichloroethane	ND		1.00	1	06/09/2018 20:09	WG1122286
1,1,2-Trichloroethane	ND		1.00	1	06/09/2018 20:09	WG1122286
Trichloroethene	ND		1.00	1	06/09/2018 20:09	WG1122286
Vinyl chloride	ND		1.00	1	06/09/2018 20:09	WG1122286
Xylenes, Total	ND		3.00	1	06/09/2018 20:09	WG1122286
1,1,2-Trichlorotrifluoroethane	ND		1.00	1	06/09/2018 20:09	WG1122286
1,2,3-Trimethylbenzene	ND		1.00	1	06/09/2018 20:09	WG1122286
(S) Toluene-d8	101		80.0-120		06/09/2018 20:09	WG1122286
(S) Dibromofluoromethane	98.6		76.0-123		06/09/2018 20:09	WG1122286
(S) a,a,a-Trifluorotoluene	104		80.0-120		06/09/2018 20:09	WG1122286
(S) 4-Bromofluorobenzene	101		80.0-120		06/09/2018 20:09	WG1122286

1 Cp

2 Tc

3 Ss

4 Cn

5 Sr

6 Qc

7 Gl

8 Al

9 Sc



L999694-18 Original Sample (OS) • Duplicate (DUP)

(OS) L999694-18 06/13/18 17:17 • (DUP) R3317829-1 06/13/18 17:22

Analyte	Original Result	DUP Result	Dilution	DUP RPD	DUP Qualifier	DUP RPD Limits
Alkalinity	ug/l	ug/l		%		%
Alkalinity	ND	0.000	1	0.000		20

Sample Narrative:

OS: Endpoint pH 4.5
 DUP: Endpoint pH 4.5

1 Cp

2 Tc

3 Ss

4 Cn

5 Sr

6 Qc

7 Gl

8 Al

9 Sc

L999802-04 Original Sample (OS) • Duplicate (DUP)

(OS) L999802-04 06/13/18 19:25 • (DUP) R3317829-5 06/13/18 19:33

Analyte	Original Result	DUP Result	Dilution	DUP RPD	DUP Qualifier	DUP RPD Limits
Alkalinity	ug/l	ug/l		%		%
Alkalinity	74600	74600	1	0.0946		20

Sample Narrative:

OS: Endpoint pH 4.5 headspace
 DUP: Endpoint pH 4.5

Laboratory Control Sample (LCS) • Laboratory Control Sample Duplicate (LCSD)

(LCS) R3317829-3 06/13/18 17:53 • (LCSD) R3317829-4 06/13/18 19:16

Analyte	Spike Amount	LCS Result	LCSD Result	LCS Rec.	LCSD Rec.	Rec. Limits	LCS Qualifier	LCSD Qualifier	RPD	RPD Limits
Alkalinity	ug/l	ug/l	ug/l	%	%	%			%	%
Alkalinity	100000	106000	107000	106	107	85.0-115			0.708	20

Sample Narrative:

LCS: Endpoint pH 4.5
 LCSD: Endpoint pH 4.5



L999694-18 Original Sample (OS) • Duplicate (DUP)

(OS) L999694-18 06/13/18 17:17 • (DUP) R3317829-2 06/13/18 17:22

Analyte	Original Result	DUP Result	Dilution	DUP RPD	DUP Qualifier	DUP RPD Limits
Free Carbon Dioxide	ug/l	ug/l		%		%
Free Carbon Dioxide	39800	38500	1	3.43		20

Sample Narrative:

OS: Endpoint pH 4.5

DUP: Endpoint pH 4.5

L999802-04 Original Sample (OS) • Duplicate (DUP)

(OS) L999802-04 06/13/18 19:25 • (DUP) R3317829-6 06/13/18 19:33

Analyte	Original Result	DUP Result	Dilution	DUP RPD	DUP Qualifier	DUP RPD Limits
Free Carbon Dioxide	ug/l	ug/l		%		%
Free Carbon Dioxide	U	ND	1	0.000		20

Sample Narrative:

OS: Endpoint pH 4.5 headspace

DUP: Endpoint pH 4.5

1 Cp

2 Tc

3 Ss

4 Cn

5 Sr

6 Qc

7 Gl

8 Al

9 Sc



Method Blank (MB)

(MB) R3316219-1 06/07/18 11:18

Analyte	MB Result	MB Qualifier	MB MDL	MB RDL
	ug/l		ug/l	ug/l
Nitrate	U		22.7	100
Sulfate	U		77.4	5000

1 Cp

2 Tc

3 Ss

4 Cn

L999660-02 Original Sample (OS) • Duplicate (DUP)

(OS) L999660-02 06/07/18 16:15 • (DUP) R3316219-4 06/07/18 16:30

Analyte	Original Result	DUP Result	Dilution	DUP RPD	DUP Qualifier	DUP RPD Limits
	ug/l	ug/l		%		%
Nitrate	ND	0.000	1	0.000		15
Sulfate	22600	22500	1	0.429		15

5 Sr

6 Qc

L999694-18 Original Sample (OS) • Duplicate (DUP)

(OS) L999694-18 06/07/18 19:20 • (DUP) R3316219-7 06/07/18 19:35

Analyte	Original Result	DUP Result	Dilution	DUP RPD	DUP Qualifier	DUP RPD Limits
	ug/l	ug/l		%		%
Nitrate	ND	0.000	1	0.000		15
Sulfate	ND	1260	1	0.000		15

7 Gl

8 Al

9 Sc

Laboratory Control Sample (LCS) • Laboratory Control Sample Duplicate (LCSD)

(LCS) R3316219-2 06/07/18 11:33 • (LCSD) R3316219-3 06/07/18 11:49

Analyte	Spike Amount	LCS Result	LCSD Result	LCS Rec.	LCSD Rec.	Rec. Limits	LCS Qualifier	LCSD Qualifier	RPD	RPD Limits
	ug/l	ug/l	ug/l	%	%	%			%	%
Nitrate	8000	8090	8060	101	101	80.0-120			0.411	15
Sulfate	40000	39800	39500	99.5	98.9	80.0-120			0.650	15

L999660-02 Original Sample (OS) • Matrix Spike (MS) • Matrix Spike Duplicate (MSD)

(OS) L999660-02 06/07/18 16:15 • (MS) R3316219-5 06/07/18 16:45 • (MSD) R3316219-6 06/07/18 17:01

Analyte	Spike Amount	Original Result	MS Result	MSD Result	MS Rec.	MSD Rec.	Dilution	Rec. Limits	MS Qualifier	MSD Qualifier	RPD	RPD Limits
	ug/l	ug/l	ug/l	ug/l	%	%		%			%	%
Nitrate	5000	ND	4690	4640	93.7	92.9	1	80.0-120			0.937	15
Sulfate	50000	22600	69900	69000	94.7	92.9	1	80.0-120			1.28	15



L999694-18 Original Sample (OS) • Matrix Spike (MS)

(OS) L999694-18 06/07/18 19:20 • (MS) R3316219-8 06/07/18 19:50

Analyte	Spike Amount ug/l	Original Result ug/l	MS Result ug/l	MS Rec. %	Dilution	Rec. Limits %	<u>MS Qualifier</u>
Nitrate	5000	ND	4830	96.6	1	80.0-120	
Sulfate	50000	ND	53800	105	1	80.0-120	

¹ Cp

² Tc

³ Ss

⁴ Cn

⁵ Sr

⁶ Qc

⁷ Gl

⁸ Al

⁹ Sc



Method Blank (MB)

(MB) R3316378-1 06/07/18 10:04

Analyte	MB Result	MB Qualifier	MB MDL	MB RDL
Nitrate	U		22.7	100
Sulfate	U		77.4	5000

1 Cp

2 Tc

3 Ss

4 Cn

5 Sr

6 Qc

7 Gl

8 Al

9 Sc

L999676-01 Original Sample (OS) • Duplicate (DUP)

(OS) L999676-01 06/07/18 19:54 • (DUP) R3316378-4 06/07/18 20:10

Analyte	Original Result	DUP Result	Dilution	DUP RPD	DUP Qualifier	DUP RPD Limits
Nitrate	385	411	1	6.68		15
Sulfate	10900	11000	1	0.873		15

L999755-04 Original Sample (OS) • Duplicate (DUP)

(OS) L999755-04 06/07/18 23:27 • (DUP) R3316378-7 06/07/18 23:44

Analyte	Original Result	DUP Result	Dilution	DUP RPD	DUP Qualifier	DUP RPD Limits
Nitrate	ND	0.000	1	0.000		15
Sulfate	ND	0.000	1	0.000		15

Laboratory Control Sample (LCS) • Laboratory Control Sample Duplicate (LCSD)

(LCS) R3316378-2 06/07/18 10:20 • (LCSD) R3316378-3 06/07/18 10:37

Analyte	Spike Amount	LCS Result	LCSD Result	LCS Rec.	LCSD Rec.	Rec. Limits	LCS Qualifier	LCSD Qualifier	RPD	RPD Limits
Nitrate	8000	7850	8120	98.2	102	80.0-120			3.35	15
Sulfate	40000	41700	40200	104	101	80.0-120			3.70	15

L999676-01 Original Sample (OS) • Matrix Spike (MS) • Matrix Spike Duplicate (MSD)

(OS) L999676-01 06/07/18 19:54 • (MS) R3316378-5 06/07/18 20:27 • (MSD) R3316378-6 06/07/18 20:43

Analyte	Spike Amount	Original Result	MS Result	MSD Result	MS Rec.	MSD Rec.	Dilution	Rec. Limits	MS Qualifier	MSD Qualifier	RPD	RPD Limits
Nitrate	5000	385	5360	5450	99.6	101	1	80.0-120			1.62	15
Sulfate	50000	10900	60900	60400	100	99.0	1	80.0-120			0.817	15



L999755-04 Original Sample (OS) • Matrix Spike (MS)

(OS) L999755-04 06/07/18 23:27 • (MS) R3316378-8 06/08/18 00:00

Analyte	Spike Amount ug/l	Original Result ug/l	MS Result ug/l	MS Rec. %	Dilution	Rec. Limits %	<u>MS Qualifier</u>
Nitrate	5000	ND	4950	99.0	1	80.0-120	
Sulfate	50000	ND	49900	99.7	1	80.0-120	

¹ Cp

² Tc

³ Ss

⁴ Cn

⁵ Sr

⁶ Qc

⁷ Gl

⁸ Al

⁹ Sc



Method Blank (MB)

(MB) R3316938-1 06/11/18 10:50

Analyte	MB Result	MB Qualifier	MB MDL	MB RDL
Methane	U		2.91	10.0

1 Cp

2 Tc

3 Ss

4 Cn

5 Sr

6 Qc

7 Gl

8 Al

9 Sc

L1000032-01 Original Sample (OS) • Duplicate (DUP)

(OS) L1000032-01 06/11/18 10:53 • (DUP) R3316938-2 06/11/18 12:07

Analyte	Original Result	DUP Result	Dilution	DUP RPD	DUP Qualifier	DUP RPD Limits
Methane	ND	0.000	1	0.000		20

L999606-05 Original Sample (OS) • Duplicate (DUP)

(OS) L999606-05 06/11/18 13:21 • (DUP) R3316938-3 06/11/18 13:48

Analyte	Original Result	DUP Result	Dilution	DUP RPD	DUP Qualifier	DUP RPD Limits
Methane	ND	0.000	1	0.000		20

Laboratory Control Sample (LCS) • Laboratory Control Sample Duplicate (LCSD)

(LCS) R3316938-4 06/11/18 13:52 • (LCSD) R3316938-5 06/11/18 13:56

Analyte	Spike Amount	LCS Result	LCSD Result	LCS Rec.	LCSD Rec.	Rec. Limits	LCS Qualifier	LCSD Qualifier	RPD	RPD Limits
Methane	67.8	71.5	68.1	105	100	85.0-115			4.96	20



Method Blank (MB)

(MB) R3317283-1 06/12/18 10:57

Analyte	MB Result	MB Qualifier	MB MDL	MB RDL
Methane	U		2.91	10.0

1 Cp

2 Tc

3 Ss

4 Cn

5 Sr

6 Qc

7 Gl

8 Al

9 Sc

L999694-22 Original Sample (OS) • Duplicate (DUP)

(OS) L999694-22 06/12/18 11:34 • (DUP) R3317283-2 06/12/18 11:58

Analyte	Original Result	DUP Result	Dilution	DUP RPD	DUP Qualifier	DUP RPD Limits
Methane	ND	0.000	1	0.000		20

L999885-03 Original Sample (OS) • Duplicate (DUP)

(OS) L999885-03 06/12/18 13:32 • (DUP) R3317283-3 06/12/18 14:07

Analyte	Original Result	DUP Result	Dilution	DUP RPD	DUP Qualifier	DUP RPD Limits
Methane	810	771	1	4.98		20

Laboratory Control Sample (LCS) • Laboratory Control Sample Duplicate (LCSD)

(LCS) R3317283-4 06/12/18 14:10 • (LCSD) R3317283-5 06/12/18 14:13

Analyte	Spike Amount	LCS Result	LCSD Result	LCS Rec.	LCSD Rec.	Rec. Limits	LCS Qualifier	LCSD Qualifier	RPD	RPD Limits
Methane	67.8	67.8	73.4	100	108	85.0-115			7.88	20



Method Blank (MB)

(MB) R3317633-2 06/09/18 04:57

Analyte	MB Result	MB Qualifier	MB MDL	MB RDL
	ug/l		ug/l	ug/l
Benzene	U		0.331	1.00
1,2-Dichloroethane	U		0.361	1.00
Ethylbenzene	U		0.384	1.00
Methyl tert-butyl ether	U		0.367	1.00
Naphthalene	U		1.00	5.00
Toluene	U		0.412	1.00
Xylenes, Total	U		1.06	3.00
(S) Toluene-d8	102			80.0-120
(S) Dibromofluoromethane	98.8			76.0-123
(S) 4-Bromofluorobenzene	102			80.0-120

Laboratory Control Sample (LCS)

(LCS) R3317633-1 06/09/18 04:17

Analyte	Spike Amount	LCS Result	LCS Rec.	Rec. Limits	LCS Qualifier
	ug/l	ug/l	%	%	
Benzene	25.0	23.9	95.4	70.0-130	
1,2-Dichloroethane	25.0	25.3	101	70.0-130	
Ethylbenzene	25.0	25.3	101	70.0-130	
Methyl tert-butyl ether	25.0	24.8	99.1	70.0-130	
Naphthalene	25.0	22.1	88.4	70.0-130	
Toluene	25.0	24.2	96.8	70.0-130	
Xylenes, Total	75.0	75.0	100	70.0-130	
(S) Toluene-d8			102	80.0-120	
(S) Dibromofluoromethane			98.0	76.0-123	
(S) 4-Bromofluorobenzene			103	80.0-120	

1 Cp

2 Tc

3 Ss

4 Cn

5 Sr

6 Qc

7 Gl

8 Al

9 Sc



Method Blank (MB)

(MB) R3317663-2 06/08/18 22:51

Analyte	MB Result	MB Qualifier	MB MDL	MB RDL
	ug/l		ug/l	ug/l
Benzene	U		0.331	1.00
1,2-Dichloroethane	U		0.361	1.00
Ethylbenzene	U		0.384	1.00
Methyl tert-butyl ether	U		0.367	1.00
Naphthalene	U		1.00	5.00
Toluene	U		0.412	1.00
Xylenes, Total	U		1.06	3.00
(S) Toluene-d8	104			80.0-120
(S) Dibromofluoromethane	94.7			76.0-123
(S) 4-Bromofluorobenzene	97.2			80.0-120

1 Cp

2 Tc

3 Ss

4 Cn

5 Sr

6 Qc

7 Gl

8 Al

9 Sc

Laboratory Control Sample (LCS)

(LCS) R3317663-1 06/08/18 22:12

Analyte	Spike Amount	LCS Result	LCS Rec.	Rec. Limits	LCS Qualifier
	ug/l	ug/l	%	%	
Benzene	25.0	27.5	110	70.0-130	
1,2-Dichloroethane	25.0	27.0	108	70.0-130	
Ethylbenzene	25.0	29.0	116	70.0-130	
Methyl tert-butyl ether	25.0	27.0	108	70.0-130	
Naphthalene	25.0	22.0	88.2	70.0-130	
Toluene	25.0	27.7	111	70.0-130	
Xylenes, Total	75.0	85.9	115	70.0-130	
(S) Toluene-d8			101	80.0-120	
(S) Dibromofluoromethane			98.4	76.0-123	
(S) 4-Bromofluorobenzene			99.1	80.0-120	



Method Blank (MB)

(MB) R3316703-2 06/09/18 15:19

Analyte	MB Result ug/l	MB Qualifier	MB MDL ug/l	MB RDL ug/l
Acetone	U		10.0	50.0
Benzene	U		0.331	1.00
Bromodichloromethane	U		0.380	1.00
Bromoform	U		0.469	1.00
Bromomethane	U		0.866	5.00
Carbon disulfide	U		0.275	1.00
Carbon tetrachloride	U		0.379	1.00
Chlorobenzene	U		0.348	1.00
Chlorodibromomethane	U		0.327	1.00
Chloroethane	U		0.453	5.00
Chloroform	U		0.324	5.00
Chloromethane	U		0.276	2.50
1,2-Dibromo-3-Chloropropane	U		1.33	5.00
1,2-Dibromoethane	U		0.381	1.00
1,2-Dichlorobenzene	U		0.349	1.00
1,3-Dichlorobenzene	U		0.220	1.00
1,4-Dichlorobenzene	U		0.274	1.00
1,1-Dichloroethane	U		0.259	1.00
1,2-Dichloroethane	U		0.361	1.00
1,1-Dichloroethene	U		0.398	1.00
cis-1,2-Dichloroethene	U		0.260	1.00
trans-1,2-Dichloroethene	U		0.396	1.00
1,2-Dichloropropane	U		0.306	1.00
cis-1,3-Dichloropropene	U		0.418	1.00
trans-1,3-Dichloropropene	U		0.419	1.00
Di-isopropyl ether	U		0.320	1.00
Ethylbenzene	U		0.384	1.00
2-Hexanone	U		3.82	10.0
2-Butanone (MEK)	U		3.93	10.0
Methylene Chloride	U		1.00	5.00
4-Methyl-2-pentanone (MIBK)	U		2.14	10.0
Methyl tert-butyl ether	U		0.367	1.00
Naphthalene	U		1.00	5.00
Styrene	U		0.307	1.00
1,1,2,2-Tetrachloroethane	U		0.130	1.00
Tetrachloroethene	U		0.372	1.00
Toluene	U		0.412	1.00
1,1,2-Trichlorotrifluoroethane	U		0.303	1.00
1,1,1-Trichloroethane	U		0.319	1.00
1,1,2-Trichloroethane	U		0.383	1.00

¹ Cp

² Tc

³ Ss

⁴ Cn

⁵ Sr

⁶ Qc

⁷ Gl

⁸ Al

⁹ Sc



Method Blank (MB)

(MB) R3316703-2 06/09/18 15:19

Analyte	MB Result ug/l	MB Qualifier	MB MDL ug/l	MB RDL ug/l
Trichloroethene	U		0.398	1.00
1,2,3-Trimethylbenzene	U		0.321	1.00
Vinyl chloride	U		0.259	1.00
Xylenes, Total	U		1.06	3.00
(S) Toluene-d8	104			80.0-120
(S) Dibromofluoromethane	95.0			76.0-123
(S) a,a,a-Trifluorotoluene	103			80.0-120
(S) 4-Bromofluorobenzene	103			80.0-120

1 Cp

2 Tc

3 Ss

4 Cn

5 Sr

6 Qc

7 Gl

8 Al

9 Sc

Laboratory Control Sample (LCS)

(LCS) R3316703-1 06/09/18 14:39

Analyte	Spike Amount ug/l	LCS Result ug/l	LCS Rec. %	Rec. Limits %	LCS Qualifier
Acetone	125	136	109	70.0-130	
Benzene	25.0	22.5	89.8	70.0-130	
Bromodichloromethane	25.0	22.9	91.7	70.0-130	
Bromoform	25.0	26.6	106	70.0-130	
Bromomethane	25.0	19.8	79.3	70.0-130	
Carbon disulfide	25.0	23.3	93.3	70.0-130	
Carbon tetrachloride	25.0	25.1	100	70.0-130	
Chlorobenzene	25.0	23.9	95.8	70.0-130	
Chlorodibromomethane	25.0	24.6	98.4	70.0-130	
Chloroethane	25.0	22.8	91.2	70.0-130	
Chloroform	25.0	23.4	93.6	70.0-130	
Chloromethane	25.0	27.6	111	70.0-130	
1,2-Dibromo-3-Chloropropane	25.0	19.5	77.9	70.0-130	
1,2-Dibromoethane	25.0	23.3	93.4	70.0-130	
1,2-Dichlorobenzene	25.0	22.1	88.5	70.0-130	
1,3-Dichlorobenzene	25.0	22.9	91.5	70.0-130	
1,4-Dichlorobenzene	25.0	22.6	90.4	70.0-130	
1,1-Dichloroethane	25.0	23.9	95.5	70.0-130	
1,2-Dichloroethane	25.0	23.4	93.4	70.0-130	
1,1-Dichloroethene	25.0	25.2	101	70.0-130	
cis-1,2-Dichloroethene	25.0	21.7	86.9	70.0-130	
trans-1,2-Dichloroethene	25.0	22.4	89.7	70.0-130	
1,2-Dichloropropane	25.0	24.1	96.3	70.0-130	
cis-1,3-Dichloropropene	25.0	23.1	92.3	70.0-130	
trans-1,3-Dichloropropene	25.0	23.4	93.6	70.0-130	



Laboratory Control Sample (LCS)

(LCS) R3316703-1 06/09/18 14:39

Analyte	Spike Amount ug/l	LCS Result ug/l	LCS Rec. %	Rec. Limits %	<u>LCS Qualifier</u>
Di-isopropyl ether	25.0	26.3	105	70.0-130	
Ethylbenzene	25.0	23.9	95.4	70.0-130	
2-Hexanone	125	129	104	70.0-130	
2-Butanone (MEK)	125	135	108	70.0-130	
Methylene Chloride	25.0	21.1	84.3	70.0-130	
4-Methyl-2-pentanone (MIBK)	125	137	110	70.0-130	
Methyl tert-butyl ether	25.0	23.3	93.2	70.0-130	
Naphthalene	25.0	20.4	81.6	70.0-130	
Styrene	25.0	26.2	105	70.0-130	
1,1,2,2-Tetrachloroethane	25.0	21.4	85.5	70.0-130	
Tetrachloroethene	25.0	24.5	98.0	70.0-130	
Toluene	25.0	23.1	92.4	70.0-130	
1,1,2-Trichlorotrifluoroethane	25.0	25.3	101	70.0-130	
1,1,1-Trichloroethane	25.0	24.6	98.6	70.0-130	
1,1,2-Trichloroethane	25.0	23.5	94.2	70.0-130	
Trichloroethene	25.0	23.7	95.0	70.0-130	
1,2,3-Trimethylbenzene	25.0	22.5	90.0	70.0-130	
Vinyl chloride	25.0	26.3	105	70.0-130	
Xylenes, Total	75.0	71.1	94.8	70.0-130	
<i>(S) Toluene-d8</i>			101	80.0-120	
<i>(S) Dibromofluoromethane</i>			96.8	76.0-123	
<i>(S) a,a,a-Trifluorotoluene</i>			102	80.0-120	
<i>(S) 4-Bromofluorobenzene</i>			98.5	80.0-120	

¹ Cp

² Tc

³ Ss

⁴ Cn

⁵ Sr

⁶ Qc

⁷ Gl

⁸ Al

⁹ Sc



Method Blank (MB)

(MB) R3317867-3 06/13/18 23:21

Analyte	MB Result	MB Qualifier	MB MDL	MB RDL
	ug/l		ug/l	ug/l
Ethylbenzene	U		0.384	1.00
Naphthalene	U		1.00	5.00
Toluene	U		0.412	1.00
Xylenes, Total	U		1.06	3.00
(S) Toluene-d8	101			80.0-120
(S) Dibromofluoromethane	104			76.0-123
(S) 4-Bromofluorobenzene	106			80.0-120

1 Cp

2 Tc

3 Ss

4 Cn

5 Sr

Laboratory Control Sample (LCS) • Laboratory Control Sample Duplicate (LCSD)

(LCS) R3317867-1 06/13/18 22:16 • (LCSD) R3317867-2 06/13/18 22:38

Analyte	Spike Amount	LCS Result	LCSD Result	LCS Rec.	LCSD Rec.	Rec. Limits	LCS Qualifier	LCSD Qualifier	RPD	RPD Limits
	ug/l	ug/l	ug/l	%	%	%			%	%
Ethylbenzene	25.0	25.1	24.4	100	97.7	70.0-130			2.75	20
Naphthalene	25.0	23.6	24.4	94.4	97.6	70.0-130			3.40	20
Toluene	25.0	24.0	23.1	96.1	92.5	70.0-130			3.84	20
Xylenes, Total	75.0	77.4	74.5	103	99.3	70.0-130			3.82	20
(S) Toluene-d8				99.8	101	80.0-120				
(S) Dibromofluoromethane				103	103	76.0-123				
(S) 4-Bromofluorobenzene				105	110	80.0-120				

6 Qc

7 Gl

8 Al

9 Sc



Method Blank (MB)

(MB) R3317869-3 06/13/18 23:21

Analyte	MB Result	MB Qualifier	MB MDL	MB RDL
	ug/l		ug/l	ug/l
Benzene	U		0.331	1.00
Toluene	U		0.412	1.00
Xylenes, Total	U		1.06	3.00
(S) Toluene-d8	101			80.0-120
(S) Dibromofluoromethane	104			76.0-123
(S) 4-Bromofluorobenzene	106			80.0-120

1 Cp

2 Tc

3 Ss

4 Cn

5 Sr

Laboratory Control Sample (LCS) • Laboratory Control Sample Duplicate (LCSD)

(LCS) R3317869-1 06/13/18 22:16 • (LCSD) R3317869-2 06/13/18 22:38

Analyte	Spike Amount	LCS Result	LCSD Result	LCS Rec.	LCSD Rec.	Rec. Limits	LCS Qualifier	LCSD Qualifier	RPD	RPD Limits
	ug/l	ug/l	ug/l	%	%	%			%	%
Benzene	25.0	27.2	25.6	109	102	70.0-130			6.02	20
Toluene	25.0	24.0	23.1	96.1	92.5	70.0-130			3.84	20
Xylenes, Total	75.0	77.4	74.5	103	99.3	70.0-130			3.82	20
(S) Toluene-d8				99.8	101	80.0-120				
(S) Dibromofluoromethane				103	103	76.0-123				
(S) 4-Bromofluorobenzene				105	110	80.0-120				

6 Qc

7 Gl

8 Al

9 Sc



Guide to Reading and Understanding Your Laboratory Report

The information below is designed to better explain the various terms used in your report of analytical results from the Laboratory. This is not intended as a comprehensive explanation, and if you have additional questions please contact your project representative.

Abbreviations and Definitions

MDL	Method Detection Limit.
ND	Not detected at the Reporting Limit (or MDL where applicable).
RDL	Reported Detection Limit.
Rec.	Recovery.
RPD	Relative Percent Difference.
SDG	Sample Delivery Group.
(S)	Surrogate (Surrogate Standard) - Analytes added to every blank, sample, Laboratory Control Sample/Duplicate and Matrix Spike/Duplicate; used to evaluate analytical efficiency by measuring recovery. Surrogates are not expected to be detected in all environmental media.
U	Not detected at the Reporting Limit (or MDL where applicable).
Analyte	The name of the particular compound or analysis performed. Some Analyses and Methods will have multiple analytes reported.
Dilution	If the sample matrix contains an interfering material, the sample preparation volume or weight values differ from the standard, or if concentrations of analytes in the sample are higher than the highest limit of concentration that the laboratory can accurately report, the sample may be diluted for analysis. If a value different than 1 is used in this field, the result reported has already been corrected for this factor.
Limits	These are the target % recovery ranges or % difference value that the laboratory has historically determined as normal for the method and analyte being reported. Successful QC Sample analysis will target all analytes recovered or duplicated within these ranges.
Original Sample	The non-spiked sample in the prep batch used to determine the Relative Percent Difference (RPD) from a quality control sample. The Original Sample may not be included within the reported SDG.
Qualifier	This column provides a letter and/or number designation that corresponds to additional information concerning the result reported. If a Qualifier is present, a definition per Qualifier is provided within the Glossary and Definitions page and potentially a discussion of possible implications of the Qualifier in the Case Narrative if applicable.
Result	The actual analytical final result (corrected for any sample specific characteristics) reported for your sample. If there was no measurable result returned for a specific analyte, the result in this column may state "ND" (Not Detected) or "BDL" (Below Detectable Levels). The information in the results column should always be accompanied by either an MDL (Method Detection Limit) or RDL (Reporting Detection Limit) that defines the lowest value that the laboratory could detect or report for this analyte.
Case Narrative (Cn)	A brief discussion about the included sample results, including a discussion of any non-conformances to protocol observed either at sample receipt by the laboratory from the field or during the analytical process. If present, there will be a section in the Case Narrative to discuss the meaning of any data qualifiers used in the report.
Quality Control Summary (Qc)	This section of the report includes the results of the laboratory quality control analyses required by procedure or analytical methods to assist in evaluating the validity of the results reported for your samples. These analyses are not being performed on your samples typically, but on laboratory generated material.
Sample Chain of Custody (Sc)	This is the document created in the field when your samples were initially collected. This is used to verify the time and date of collection, the person collecting the samples, and the analyses that the laboratory is requested to perform. This chain of custody also documents all persons (excluding commercial shippers) that have had control or possession of the samples from the time of collection until delivery to the laboratory for analysis.
Sample Results (Sr)	This section of your report will provide the results of all testing performed on your samples. These results are provided by sample ID and are separated by the analyses performed on each sample. The header line of each analysis section for each sample will provide the name and method number for the analysis reported.
Sample Summary (Ss)	This section of the Analytical Report defines the specific analyses performed for each sample ID, including the dates and times of preparation and/or analysis.

- 1 Cp
- 2 Tc
- 3 Ss
- 4 Cn
- 5 Sr
- 6 Qc
- 7 Gl
- 8 Al
- 9 Sc

Qualifier	Description
J2	Surrogate recovery limits have been exceeded; values are outside lower control limits.
T8	Sample(s) received past/too close to holding time expiration.



ESC Lab Sciences is the only environmental laboratory accredited/certified to support your work nationwide from one location. One phone call, one point of contact, one laboratory. No other lab is as accessible or prepared to handle your needs throughout the country. Our capacity and capability from our single location laboratory is comparable to the collective totals of the network laboratories in our industry. The most significant benefit to our one location design is the design of our laboratory campus. The model is conducive to accelerated productivity, decreasing turn-around time, and preventing cross contamination, thus protecting sample integrity. Our focus on premium quality and prompt service allows us to be YOUR LAB OF CHOICE.

* Not all certifications held by the laboratory are applicable to the results reported in the attached report.
 * Accreditation is only applicable to the test methods specified on each scope of accreditation held by ESC Lab Sciences.

State Accreditations

Alabama	40660	Nebraska	NE-OS-15-05
Alaska	17-026	Nevada	TN-03-2002-34
Arizona	AZ0612	New Hampshire	2975
Arkansas	88-0469	New Jersey-NELAP	TN002
California	2932	New Mexico ¹	n/a
Colorado	TN00003	New York	11742
Connecticut	PH-0197	North Carolina	Env375
Florida	E87487	North Carolina ¹	DW21704
Georgia	NELAP	North Carolina ³	41
Georgia ¹	923	North Dakota	R-140
Idaho	TN00003	Ohio-VAP	CL0069
Illinois	200008	Oklahoma	9915
Indiana	C-TN-01	Oregon	TN200002
Iowa	364	Pennsylvania	68-02979
Kansas	E-10277	Rhode Island	LA000356
Kentucky ^{1,6}	90010	South Carolina	84004
Kentucky ²	16	South Dakota	n/a
Louisiana	AI30792	Tennessee ^{1,4}	2006
Louisiana ¹	LA180010	Texas	T 104704245-17-14
Maine	TN0002	Texas ⁵	LAB0152
Maryland	324	Utah	TN00003
Massachusetts	M-TN003	Vermont	VT2006
Michigan	9958	Virginia	460132
Minnesota	047-999-395	Washington	C847
Mississippi	TN00003	West Virginia	233
Missouri	340	Wisconsin	9980939910
Montana	CERT0086	Wyoming	A2LA

1 Cp

2 Tc

3 Ss

4 Cn

5 Sr

6 Qc

7 Gl

8 Al

9 Sc

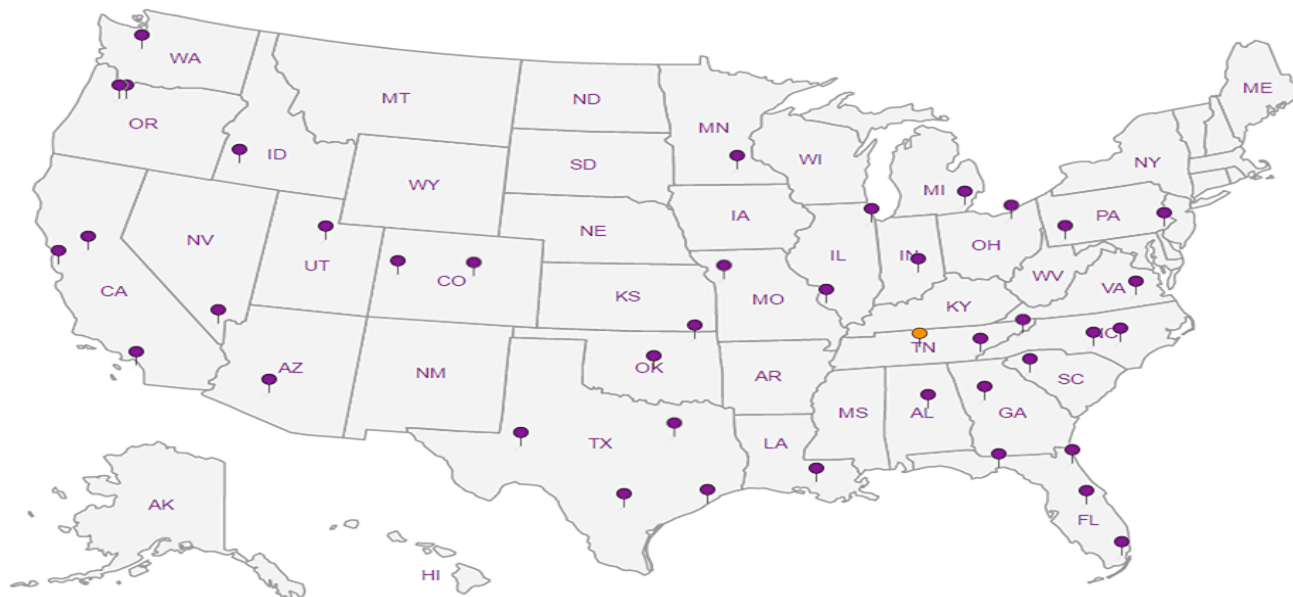
Third Party Federal Accreditations

A2LA – ISO 17025	1461.01	AIHA-LAP,LLC EMLAP	100789
A2LA – ISO 17025 ⁵	1461.02	DOD	1461.01
Canada	1461.01	USDA	P330-15-00234
EPA-Crypto	TN00003		

¹ Drinking Water ² Underground Storage Tanks ³ Aquatic Toxicity ⁴ Chemical/Microbiological ⁵ Mold ⁶ Wastewater n/a Accreditation not applicable

Our Locations

ESC Lab Sciences has sixty-four client support centers that provide sample pickup and/or the delivery of sampling supplies. If you would like assistance from one of our support offices, please contact our main office. ESC Lab Sciences performs all testing at our central laboratory.



Kinder Morgan- Atlanta, GA

6600 Peachtree Dunwoody Road
400 Embassy Row - Suite 600
Atlanta, GA 30328

Report to:
Bethany Garvey

Billing Information:
Accounts Payable
1000 Windward Concourse
Ste 450
Alpharetta, GA 30005

Pres
Chk

Email To: bgarvey@ch2m.com;
tom.wiley@ch2m.com; scott.powell@ch2m.com;

Project
Description: **Lewis Drive Groundwater**

City/State
Collected: **SC**

Phone: **770-604-9182**
Fax:

Client Project #
699858

Lab Project #
KINCH2MGA-LEWIS12

Collected by (print):
BG/EH

Site/Facility ID #
Km-Lewis.Dr

P.O. #

Collected by (signature):
Bethany Garvey
Immediately
Packed on Ice: **N** **Y** **X**

Rush? (Lab MUST Be Notified)
 Same Day Five Day
 Next Day 5 Day (Rad Only)
 Two Day 10 Day (Rad Only)
 Three Day

Quote #
Date Results Needed

No.
of
Cntrs

Sample ID	Comp/Grab	Matrix *	Depth	Date	Time	No. of Cntrs
mW-43B-060618	Grab	GW		6.6.18	0755	3
mW-43-060618		GW			0805	3
mW-24-060618		GW			0820	3
mW-24B-060618		GW			0830	3
mW-15B-060618		GW			0900	3
mW-14B-060618		GW			0940	3
mW-14-060618		GW			0950	3
mW-13B-060618		GW			1010	3
mW-13-060618		GW			1020	3
mW-47-060618		GW		6.6.18	1045	3

NITRATE,SULFATE 125mlHDPE-NoPres

ALK,CO2 125mlHDPE-NoPres

RSK175 40mlAmb HCl

V8260BTEXMNSC 40mlAmb-HCl

V8260TCLSC-TB 40mlAmb-NoPres-Bik

Chain of Custody Page of



LAB SCIENCES
a subsidiary of

12065 Lebanon Rd
Mount Juliet, TN 37122
Phone: 615-758-5858
Phone: 800-767-5859
Fax: 615-758-5859



L# **999694**

Table #

Acctnum: **KINCH2MGA**

Template: **T130277**

PrelogIn: **P655547**

TSR: 526 - Chris McCord

PB: **5-30-186**

Shipped Via: **FedEX Ground**

Remarks Sample # (lab only)

* Matrix:
SS - Soil AIR - Air F - Filter
GW - Groundwater B - Bioassay
WW - WasteWater
DW - Drinking Water
OT - Other

Remarks: *NITRATE/SULFATE* has a 48hr hold time.

pH _____ Temp _____
Flow _____ Other _____

Sample Receipt Checklist
COC Seal Present/Intact: Y N
COC Signed/Accurate: Y N
Bottles arrive intact: Y N
Correct bottles used: Y N
Sufficient volume sent: Y N
If Applicable
VOA Zero Headspace: Y N
Preservation Correct/Checked: Y N

Samples returned via:
 UPS FedEx Courier

Tracking # **4380 0874 1158**

Relinquished by: (Signature)

Bethany Garvey

Date: **6.6.18**
Time: **1630**

Received by: (Signature)

[Signature]

Trip Blank Received: Yes No
HCL/MeOH
TBR

Relinquished by: (Signature)

Date: _____
Time: _____

Received by: (Signature)

[Signature]

Temp: **22** °C
Bottles Received: **124**

If preservation required by Login: Date/Time

Relinquished by: (Signature)



Date: _____
Time: _____

Received for lab by: (Signature)

[Signature]

Date: **6/7/18**
Time: **845**

Hold: _____
Condition: **NCF / OK**

Kinder Morgan- Atlanta, GA		Billing Information:		Accounts Payable 1000 Windward Concourse Ste 450 Alpharetta, GA 30005		Pres Chk		Analysis / Container / Preservative				Chain of Custody Page ___ of ___	
6600 Peachtree Dunwoody Road 400 Embassy Row - Suite 600 Atlanta GA 30328		Report to: Bethany Garvey		Email To: bgarvey@ch2m.com; tom.wiley@ch2m.com; scott.powell@ch2m.com;								 12065 Lebanon Rd Mount Juliet, TN 37122 Phone: 615-758-5858 Phone: 800-767-5859 Fax: 615-758-5859 	
Project Description: Lewis Drive Groundwater		City/State Collected: SC		Client Project # 699858		Lab Project # KINCH2MGA-LEWIS12		*NITRATE,SULFATE* 125mlHDPE-NoPres				L# 999694	
Phone: 770-604-9182		Site/Facility ID # Km-LewisDr		P.O. #		ALK, CO2 125mlHDPE-NoPres				Table #			
Collected by (print): BG/EH		Rush? (Lab MUST Be Notified)		Quote #		RSK175 40mlAmb HCl				Acctnum: KINCH2MGA			
Collected by (signature) <i>Bethany Garvey</i>		<input type="checkbox"/> Same Day <input type="checkbox"/> Five Day <input type="checkbox"/> Next Day <input type="checkbox"/> 5 Day (Rad Only) <input type="checkbox"/> Two Day <input type="checkbox"/> 10 Day (Rad Only) <input type="checkbox"/> Three Day		Date Results Needed		V8260BTEXMNSC 40mlAmb-HCl				Template: T130277			
Immediately						V8260TCLSC-TB 40mlAmb-NoPres-Bik				Prelogin: P655547			
Packed on Ice N <u>Y</u> X										TSR: 526 - Chris McCord			
										PB: 5-30-18			
										Shipped Via: FedEX Ground			
Sample ID		Comp/Grab	Matrix *	Depth	Date	Time	No. of Cntrs					Remarks	Sample # (lab only)
mw-31-060618		Grab	GW		6.6.18	1055	3						-11
mw-33T-060618			GW			1107	3						-12
mw-48B-060618			GW			1125	3						-13
mw-48B-D-060618			GW			1125	3						-14
FB42-060618			GW			1138	3						-15
mw-50B-060618			GW			1313	3						-16
mw-32-060618			GW			1345	7	X	X	X	X		-17
mw-10-060618			GW			1405	7	X	X	X	X		-18
mw-08-060618			GW			1440	7	X	X	X	X		-19
mw-30-060618			GW		6.6.18	1500	3						-20
* Matrix:		Remarks: *NITRATE/SULFATE* has a 48hr hold time.		pH _____ Temp _____								Sample Receipt Checklist	
SS - Soil AIR - Air F - Filter				Flow _____ Other _____								COC Seal Present/Intact: <input type="checkbox"/> NP <input checked="" type="checkbox"/> Y <input type="checkbox"/> N	
GW - Groundwater B - Bioassay												COC Signed/Accurate: <input type="checkbox"/> Y <input checked="" type="checkbox"/> N	
WW - WasteWater												Bottles arrive intact: <input type="checkbox"/> Y <input checked="" type="checkbox"/> N	
DW - Drinking Water												Correct bottles used: <input type="checkbox"/> Y <input checked="" type="checkbox"/> N	
OT - Other _____												Sufficient volume sent: <input type="checkbox"/> Y <input checked="" type="checkbox"/> N	
Samples returned via:		Tracking # 4380 6874 1158										If Applicable	
<input type="checkbox"/> UPS <input type="checkbox"/> FedEx <input type="checkbox"/> Courier _____												VOA Zero HeadSpace: <input checked="" type="checkbox"/> Y <input type="checkbox"/> N	
Relinquished by: (Signature) <i>Bethany Garvey</i>		Date: 6.6.18	Time: 11630	Received by: (Signature)		Trip Blank Received: <input checked="" type="checkbox"/> Yes <input type="checkbox"/> No HCL / MeOH TBR						Preservation Correct/Checked: <input type="checkbox"/> Y <input checked="" type="checkbox"/> N	
Relinquished by: (Signature)		Date:	Time:	Received by: (Signature)		Temp: 4°C		Bottles Received: 124		If preservation required by Login: Date/Time			
Relinquished by: (Signature)		Date:	Time:	Received for lab by: (Signature) <i>M. S. 507</i>		Date: 6/7/18		Time: 845		Hold:		Condition: NCF 10	

Kinder Morgan- Atlanta, GA

6600 Peachtree Dunwoody Road
400 Embassy Row - Suite 600
Atlanta GA 30328

Report to:
Bethany Garvey

Project
Description: **Lewis Drive Groundwater**

Phone: **770-604-9182**
Fax:

Client Project #
699858

Collected by (print):
EH, BA, KS, JM

Site/Facility ID #
KM-Lewis Dr.

Collected by (signature):
Bethany Garvey

Rush? (Lab MUST Be Notified)
 Same Day Five Day
 Next Day 5 Day (Rad Only)
 Two Day 10 Day (Rad Only)
 Three Day

Immediately
Packed on Ice N Y X

City/State
Collected: **SC**

Lab Project #
KINCH2MGA-LEWIS12

P.O. #

Quote #
Date Results Needed

Pres
Chk

Analysis / Container / Preservative

Chain of Custody Page ___ of ___



17065 Lebanon Rd
Mount Juliet, TN 37122
Phone: 615-758-5858
Phone: 800-767-5859
Fax: 615-758-5859



L# **999694**

Table #

Acctnum: **KINCH2MGA**

Template: **T130277**

Prelogin: **P655547**

TSR: **526 - Chris McCord**

PB: **5-30-186**

Shipped Via: **FedEX Ground**

Sample ID	Comp/Grab	Matrix *	Depth	Date	Time	No. of Cntrs	*NITRATE,SULFATE* 125mlHDPE-NoPres	ALK,CO2 125mlHDPE-NoPres	RSK175 40mlAmb HCl	V8260BTEXMNSC 40mlAmb-HCl	V8260TCLSC-TB 40mlAmb-NoPres-Bik	Remarks	Sample # (lab only)
MW-19-060618	Grab	GW		6/6/18	0747	7	/	/	/	/			-21
MW-35-060618		GW			0900	7	/	/	/	/			-22
MW-15-060618		GW			0925	7	/	/	/	/			-23
MW-04-060618		GW			1100	7	/	/	/	/			-24
MW-03-060618		GW			1117	7	/	/	/	/			-25
MW-02-060618		GW			1440	7	/	/	/	/			-26
MW-09-060618		GW			1520	7	/	/	/	/			-27
MW-02B-060618		GW			1510	3				X			-28
MW-09B-060618		GW			1527	3				X			-29
TB02-060618		GW		6/6/18		1					X		-30

* Matrix:
 SS - Soil AIR - Air F - Filter
 GW - Groundwater B - Bioassay
 WW - WasteWater
 DW - Drinking Water
 OT - Other

Remarks: *NITRATE/SULFATE* has a 48hr hold time.

pH _____ Temp _____

Flow _____ Other _____

Samples returned via:
 UPS FedEx Courier

Tracking # **4380 0874 1158**

Sample Receipt Checklist
 COC Seal Present/Intact: N
 COC Signed/Accurate: N
 Bottles arrive intact: N
 Correct bottles used: N
 Sufficient volume sent: N
 If Applicable
 VOA Zero Headspace: N
 Preservation Correct/Checked: N

Relinquished by: (Signature)

Date:

Time:

Received by: (Signature)

Trip Blank Received: Yes/No

HCl/MeOH
TBR

Relinquished by: (Signature)

Date:

Time:

Received by: (Signature)

Temp: **29.0** °C

Bottles Received: **124**

If preservation required by Login: Date/Time

Relinquished by: (Signature)

Date:

Time:

Received for lab by: (Signature)

Date: **6/7/18**

Time: **845**

Hold:

Condition:
NCF **(OK)**

June 20, 2018

Kinder Morgan- Atlanta, GA

Sample Delivery Group: L1000343
Samples Received: 06/08/2018
Project Number: 699858
Description: Lewis Drive Groundwater
Site: KM-LEWIS DR
Report To: Bethany Garvey
6600 Peachtree Dunwoody Road
400 Embassy Row - Suite 600
Atlanta, GA 30328





Entire Report Reviewed By:



Chris McCord
Technical Service Representative

Results relate only to the items tested or calibrated and are reported as rounded values. This test report shall not be reproduced, except in full, without written approval of the laboratory. Where applicable, sampling conducted by ESC is performed per guidance provided in laboratory standard operating procedures: 060302, 060303, and 060304.



Cp: Cover Page	1	
Tc: Table of Contents	2	
Ss: Sample Summary	3	
Cn: Case Narrative	5	
Sr: Sample Results	6	
MW-45-060718 L1000343-01	6	
MW-45B-060718 L1000343-02	7	
MW-21-060718 L1000343-03	8	
MW-17B-060718 L1000343-04	9	
MW-17B-D-060718 L1000343-05	10	
FB03-060718 L1000343-06	11	
MW-05-060718 L1000343-07	12	
MW-06-060718 L1000343-08	13	
MW-06B-060718 L1000343-09	14	
MW-36-060718 L1000343-10	15	
MW-36B-060718 L1000343-26	16	
TB03-060718 L1000343-27	17	
Qc: Quality Control Summary	18	
Volatile Organic Compounds (GC/MS) by Method 8260B	18	
Gl: Glossary of Terms	23	
Al: Accreditations & Locations	24	
Sc: Sample Chain of Custody	25	

SAMPLE SUMMARY



MW-45-060718 L1000343-01 GW

Method	Batch	Dilution	Preparation date/time	Analysis date/time	Analyst
Collected by BG/EH				Collected date/time 06/07/18 08:00	Received date/time 06/08/18 08:45
Volatile Organic Compounds (GC/MS) by Method 8260B	WG1122619	1	06/11/18 08:35	06/11/18 08:35	RAS

1
Cp

2
Tc

3
Ss

MW-45B-060718 L1000343-02 GW

Method	Batch	Dilution	Preparation date/time	Analysis date/time	Analyst
Collected by BG/EH				Collected date/time 06/07/18 08:10	Received date/time 06/08/18 08:45
Volatile Organic Compounds (GC/MS) by Method 8260B	WG1122619	1	06/11/18 08:57	06/11/18 08:57	RAS

4
Cn

5
Sr

MW-21-060718 L1000343-03 GW

Method	Batch	Dilution	Preparation date/time	Analysis date/time	Analyst
Collected by BG/EH				Collected date/time 06/07/18 08:20	Received date/time 06/08/18 08:45
Volatile Organic Compounds (GC/MS) by Method 8260B	WG1122619	1	06/11/18 09:19	06/11/18 09:19	RAS

6
Qc

7
Gl

MW-17B-060718 L1000343-04 GW

Method	Batch	Dilution	Preparation date/time	Analysis date/time	Analyst
Collected by BG/EH				Collected date/time 06/07/18 08:35	Received date/time 06/08/18 08:45
Volatile Organic Compounds (GC/MS) by Method 8260B	WG1122619	20	06/11/18 09:40	06/11/18 09:40	RAS
Volatile Organic Compounds (GC/MS) by Method 8260B	WG1124866	500	06/15/18 00:48	06/15/18 00:48	LRL

8
Al

9
Sc

MW-17B-D-060718 L1000343-05 GW

Method	Batch	Dilution	Preparation date/time	Analysis date/time	Analyst
Collected by BG/EH				Collected date/time 06/07/18 08:35	Received date/time 06/08/18 08:45
Volatile Organic Compounds (GC/MS) by Method 8260B	WG1122619	20	06/11/18 10:02	06/11/18 10:02	RAS
Volatile Organic Compounds (GC/MS) by Method 8260B	WG1124866	500	06/15/18 01:08	06/15/18 01:08	LRL

FB03-060718 L1000343-06 GW

Method	Batch	Dilution	Preparation date/time	Analysis date/time	Analyst
Collected by BG/EH				Collected date/time 06/07/18 08:55	Received date/time 06/08/18 08:45
Volatile Organic Compounds (GC/MS) by Method 8260B	WG1122619	1	06/11/18 10:23	06/11/18 10:23	RAS
Volatile Organic Compounds (GC/MS) by Method 8260B	WG1124866	1	06/15/18 01:28	06/15/18 01:28	LRL

MW-05-060718 L1000343-07 GW

Method	Batch	Dilution	Preparation date/time	Analysis date/time	Analyst
Collected by BG/EH				Collected date/time 06/07/18 09:10	Received date/time 06/08/18 08:45
Volatile Organic Compounds (GC/MS) by Method 8260B	WG1122619	1	06/11/18 10:44	06/11/18 10:44	RAS
Volatile Organic Compounds (GC/MS) by Method 8260B	WG1124866	1	06/15/18 01:48	06/15/18 01:48	LRL

MW-06-060718 L1000343-08 GW

Method	Batch	Dilution	Preparation date/time	Analysis date/time	Analyst
Collected by BG/EH				Collected date/time 06/07/18 09:20	Received date/time 06/08/18 08:45
Volatile Organic Compounds (GC/MS) by Method 8260B	WG1122619	1	06/11/18 11:06	06/11/18 11:06	RAS

SAMPLE SUMMARY



MW-06B-060718 L1000343-09 GW

Method	Batch	Dilution	Preparation date/time	Analysis date/time	Analyst
Collected by BG/EH				Collected date/time 06/07/18 09:30	Received date/time 06/08/18 08:45
Volatile Organic Compounds (GC/MS) by Method 8260B	WG1122619	1	06/11/18 11:28	06/11/18 11:28	RAS

1
Cp

2
Tc

3
Ss

MW-36-060718 L1000343-10 GW

Method	Batch	Dilution	Preparation date/time	Analysis date/time	Analyst
Collected by BG/EH				Collected date/time 06/07/18 10:15	Received date/time 06/08/18 08:45
Volatile Organic Compounds (GC/MS) by Method 8260B	WG1122619	1	06/11/18 11:50	06/11/18 11:50	RAS
Volatile Organic Compounds (GC/MS) by Method 8260B	WG1124866	10	06/15/18 02:08	06/15/18 02:08	LRL

4
Cn

5
Sr

6
Qc

MW-36B-060718 L1000343-26 GW

Method	Batch	Dilution	Preparation date/time	Analysis date/time	Analyst
Collected by BG/EH				Collected date/time 06/07/18 10:25	Received date/time 06/08/18 08:45
Volatile Organic Compounds (GC/MS) by Method 8260B	WG1122609	1	06/11/18 04:16	06/11/18 04:16	DWR

7
Gl

8
Al

TB03-060718 L1000343-27 GW

Method	Batch	Dilution	Preparation date/time	Analysis date/time	Analyst
Collected by BG/EH				Collected date/time 06/07/18 00:00	Received date/time 06/08/18 08:45
Volatile Organic Compounds (GC/MS) by Method 8260B	WG1122609	1	06/10/18 22:09	06/10/18 22:09	DWR

9
Sc



All sample aliquots were received at the correct temperature, in the proper containers, with the appropriate preservatives, and within method specified holding times, unless qualified or notated within the report. Where applicable, all MDL (LOD) and RDL (LOQ) values reported for environmental samples have been corrected for the dilution factor used in the analysis. All radiochemical sample results for solids are reported on a dry weight basis with the exception of tritium, carbon-14 and radon, unless wet weight was requested by the client. All Method and Batch Quality Control are within established criteria except where addressed in this case narrative, a non-conformance form or properly qualified within the sample results. By my digital signature below, I affirm to the best of my knowledge, all problems/anomalies observed by the laboratory as having the potential to affect the quality of the data have been identified by the laboratory, and no information or data have been knowingly withheld that would affect the quality of the data.

Chris McCord
Technical Service Representative

- ¹Cp
- ²Tc
- ³Ss
- ⁴Cn
- ⁵Sr
- ⁶Qc
- ⁷Gl
- ⁸Al
- ⁹Sc



Volatile Organic Compounds (GC/MS) by Method 8260B

Analyte	Result	Qualifier	RDL	Dilution	Analysis date / time	Batch
Benzene	ND		1.00	1	06/11/2018 08:35	WG1122619
Toluene	ND		1.00	1	06/11/2018 08:35	WG1122619
Ethylbenzene	ND		1.00	1	06/11/2018 08:35	WG1122619
Total Xylenes	ND		3.00	1	06/11/2018 08:35	WG1122619
Methyl tert-butyl ether	ND		1.00	1	06/11/2018 08:35	WG1122619
Naphthalene	ND		5.00	1	06/11/2018 08:35	WG1122619
1,2-Dichloroethane	ND		1.00	1	06/11/2018 08:35	WG1122619
(S) Toluene-d8	102		80.0-120		06/11/2018 08:35	WG1122619
(S) Dibromofluoromethane	101		76.0-123		06/11/2018 08:35	WG1122619
(S) 4-Bromofluorobenzene	103		80.0-120		06/11/2018 08:35	WG1122619

1 Cp

2 Tc

3 Ss

4 Cn

5 Sr

6 Qc

7 Gl

8 Al

9 Sc



Volatile Organic Compounds (GC/MS) by Method 8260B

Analyte	Result	Qualifier	RDL	Dilution	Analysis date / time	Batch
Benzene	ND		1.00	1	06/11/2018 08:57	WG1122619
Toluene	1.94		1.00	1	06/11/2018 08:57	WG1122619
Ethylbenzene	ND		1.00	1	06/11/2018 08:57	WG1122619
Total Xylenes	ND		3.00	1	06/11/2018 08:57	WG1122619
Methyl tert-butyl ether	ND		1.00	1	06/11/2018 08:57	WG1122619
Naphthalene	ND		5.00	1	06/11/2018 08:57	WG1122619
1,2-Dichloroethane	ND		1.00	1	06/11/2018 08:57	WG1122619
(S) Toluene-d8	102		80.0-120		06/11/2018 08:57	WG1122619
(S) Dibromofluoromethane	101		76.0-123		06/11/2018 08:57	WG1122619
(S) 4-Bromofluorobenzene	104		80.0-120		06/11/2018 08:57	WG1122619

1 Cp

2 Tc

3 Ss

4 Cn

5 Sr

6 Qc

7 Gl

8 Al

9 Sc



Volatile Organic Compounds (GC/MS) by Method 8260B

Analyte	Result	Qualifier	RDL	Dilution	Analysis date / time	Batch
Benzene	ND		1.00	1	06/11/2018 09:19	WG1122619
Toluene	ND		1.00	1	06/11/2018 09:19	WG1122619
Ethylbenzene	ND		1.00	1	06/11/2018 09:19	WG1122619
Total Xylenes	ND		3.00	1	06/11/2018 09:19	WG1122619
Methyl tert-butyl ether	ND		1.00	1	06/11/2018 09:19	WG1122619
Naphthalene	ND		5.00	1	06/11/2018 09:19	WG1122619
1,2-Dichloroethane	ND		1.00	1	06/11/2018 09:19	WG1122619
(S) Toluene-d8	103		80.0-120		06/11/2018 09:19	WG1122619
(S) Dibromofluoromethane	99.2		76.0-123		06/11/2018 09:19	WG1122619
(S) 4-Bromofluorobenzene	102		80.0-120		06/11/2018 09:19	WG1122619

1 Cp

2 Tc

3 Ss

4 Cn

5 Sr

6 Qc

7 Gl

8 Al

9 Sc



Volatile Organic Compounds (GC/MS) by Method 8260B

Analyte	Result	Qualifier	RDL	Dilution	Analysis date / time	Batch
Benzene	8910		500	500	06/15/2018 00:48	WG1124866
Toluene	20200		500	500	06/15/2018 00:48	WG1124866
Ethylbenzene	1250		20.0	20	06/11/2018 09:40	WG1122619
Total Xylenes	9130		60.0	20	06/11/2018 09:40	WG1122619
Methyl tert-butyl ether	1230		20.0	20	06/11/2018 09:40	WG1122619
Naphthalene	206		100	20	06/11/2018 09:40	WG1122619
1,2-Dichloroethane	ND		20.0	20	06/11/2018 09:40	WG1122619
(S) Toluene-d8	108		80.0-120		06/11/2018 09:40	WG1122619
(S) Toluene-d8	101		80.0-120		06/15/2018 00:48	WG1124866
(S) Dibromofluoromethane	97.2		76.0-123		06/11/2018 09:40	WG1122619
(S) Dibromofluoromethane	98.6		76.0-123		06/15/2018 00:48	WG1124866
(S) 4-Bromofluorobenzene	102		80.0-120		06/11/2018 09:40	WG1122619
(S) 4-Bromofluorobenzene	99.4		80.0-120		06/15/2018 00:48	WG1124866

- 1 Cp
- 2 Tc
- 3 Ss
- 4 Cn
- 5 Sr
- 6 Qc
- 7 Gl
- 8 Al
- 9 Sc



Volatile Organic Compounds (GC/MS) by Method 8260B

Analyte	Result ug/l	Qualifier	RDL ug/l	Dilution	Analysis date / time	Batch
Benzene	9630		500	500	06/15/2018 01:08	WG1124866
Toluene	21000		500	500	06/15/2018 01:08	WG1124866
Ethylbenzene	1200		20.0	20	06/11/2018 10:02	WG1122619
Total Xylenes	8850		60.0	20	06/11/2018 10:02	WG1122619
Methyl tert-butyl ether	1230		20.0	20	06/11/2018 10:02	WG1122619
Naphthalene	223		100	20	06/11/2018 10:02	WG1122619
1,2-Dichloroethane	ND		20.0	20	06/11/2018 10:02	WG1122619
(S) Toluene-d8	108		80.0-120		06/11/2018 10:02	WG1122619
(S) Toluene-d8	100		80.0-120		06/15/2018 01:08	WG1124866
(S) Dibromofluoromethane	95.6		76.0-123		06/11/2018 10:02	WG1122619
(S) Dibromofluoromethane	97.6		76.0-123		06/15/2018 01:08	WG1124866
(S) 4-Bromofluorobenzene	101		80.0-120		06/11/2018 10:02	WG1122619
(S) 4-Bromofluorobenzene	100		80.0-120		06/15/2018 01:08	WG1124866

- 1 Cp
- 2 Tc
- 3 Ss
- 4 Cn
- 5 Sr
- 6 Qc
- 7 Gl
- 8 Al
- 9 Sc



Volatile Organic Compounds (GC/MS) by Method 8260B

Analyte	Result	Qualifier	RDL	Dilution	Analysis date / time	Batch
Benzene	ND		1.00	1	06/15/2018 01:28	WG1124866
Toluene	ND		1.00	1	06/15/2018 01:28	WG1124866
Ethylbenzene	ND		1.00	1	06/11/2018 10:23	WG1122619
Total Xylenes	ND		3.00	1	06/11/2018 10:23	WG1122619
Methyl tert-butyl ether	ND		1.00	1	06/11/2018 10:23	WG1122619
Naphthalene	ND		5.00	1	06/11/2018 10:23	WG1122619
1,2-Dichloroethane	ND		1.00	1	06/11/2018 10:23	WG1122619
(S) Toluene-d8	103		80.0-120		06/11/2018 10:23	WG1122619
(S) Toluene-d8	102		80.0-120		06/15/2018 01:28	WG1124866
(S) Dibromofluoromethane	99.8		76.0-123		06/11/2018 10:23	WG1122619
(S) Dibromofluoromethane	98.3		76.0-123		06/15/2018 01:28	WG1124866
(S) 4-Bromofluorobenzene	104		80.0-120		06/11/2018 10:23	WG1122619
(S) 4-Bromofluorobenzene	99.9		80.0-120		06/15/2018 01:28	WG1124866

- 1 Cp
- 2 Tc
- 3 Ss
- 4 Cn
- 5 Sr
- 6 Qc
- 7 Gl
- 8 Al
- 9 Sc



Volatile Organic Compounds (GC/MS) by Method 8260B

Analyte	Result	Qualifier	RDL	Dilution	Analysis date / time	Batch
Benzene	ND		1.00	1	06/11/2018 10:44	WG1122619
Toluene	ND		1.00	1	06/15/2018 01:48	WG1124866
Ethylbenzene	ND		1.00	1	06/11/2018 10:44	WG1122619
Total Xylenes	ND		3.00	1	06/11/2018 10:44	WG1122619
Methyl tert-butyl ether	ND		1.00	1	06/11/2018 10:44	WG1122619
Naphthalene	ND		5.00	1	06/11/2018 10:44	WG1122619
1,2-Dichloroethane	ND		1.00	1	06/11/2018 10:44	WG1122619
(S) Toluene-d8	103		80.0-120		06/11/2018 10:44	WG1122619
(S) Toluene-d8	98.2		80.0-120		06/15/2018 01:48	WG1124866
(S) Dibromofluoromethane	101		76.0-123		06/11/2018 10:44	WG1122619
(S) Dibromofluoromethane	97.7		76.0-123		06/15/2018 01:48	WG1124866
(S) 4-Bromofluorobenzene	103		80.0-120		06/11/2018 10:44	WG1122619
(S) 4-Bromofluorobenzene	104		80.0-120		06/15/2018 01:48	WG1124866

- 1 Cp
- 2 Tc
- 3 Ss
- 4 Cn
- 5 Sr
- 6 Qc
- 7 Gl
- 8 Al
- 9 Sc



Volatile Organic Compounds (GC/MS) by Method 8260B

Analyte	Result	Qualifier	RDL	Dilution	Analysis date / time	Batch
Benzene	ND		1.00	1	06/11/2018 11:06	WG1122619
Toluene	ND		1.00	1	06/11/2018 11:06	WG1122619
Ethylbenzene	ND		1.00	1	06/11/2018 11:06	WG1122619
Total Xylenes	ND		3.00	1	06/11/2018 11:06	WG1122619
Methyl tert-butyl ether	ND		1.00	1	06/11/2018 11:06	WG1122619
Naphthalene	ND		5.00	1	06/11/2018 11:06	WG1122619
1,2-Dichloroethane	ND		1.00	1	06/11/2018 11:06	WG1122619
(S) Toluene-d8	104		80.0-120		06/11/2018 11:06	WG1122619
(S) Dibromofluoromethane	96.0		76.0-123		06/11/2018 11:06	WG1122619
(S) 4-Bromofluorobenzene	104		80.0-120		06/11/2018 11:06	WG1122619

1 Cp

2 Tc

3 Ss

4 Cn

5 Sr

6 Qc

7 Gl

8 Al

9 Sc



Volatile Organic Compounds (GC/MS) by Method 8260B

Analyte	Result	Qualifier	RDL	Dilution	Analysis date / time	Batch
Benzene	ND		1.00	1	06/11/2018 11:28	WG1122619
Toluene	4.69		1.00	1	06/11/2018 11:28	WG1122619
Ethylbenzene	ND		1.00	1	06/11/2018 11:28	WG1122619
Total Xylenes	ND		3.00	1	06/11/2018 11:28	WG1122619
Methyl tert-butyl ether	ND		1.00	1	06/11/2018 11:28	WG1122619
Naphthalene	ND		5.00	1	06/11/2018 11:28	WG1122619
1,2-Dichloroethane	ND		1.00	1	06/11/2018 11:28	WG1122619
(S) Toluene-d8	104		80.0-120		06/11/2018 11:28	WG1122619
(S) Dibromofluoromethane	97.7		76.0-123		06/11/2018 11:28	WG1122619
(S) 4-Bromofluorobenzene	104		80.0-120		06/11/2018 11:28	WG1122619

1 Cp

2 Tc

3 Ss

4 Cn

5 Sr

6 Qc

7 Gl

8 Al

9 Sc



Volatile Organic Compounds (GC/MS) by Method 8260B

Analyte	Result	Qualifier	RDL	Dilution	Analysis date / time	Batch
Benzene	184		10.0	10	06/15/2018 02:08	WG1124866
Toluene	208		10.0	10	06/15/2018 02:08	WG1124866
Ethylbenzene	ND		1.00	1	06/11/2018 11:50	WG1122619
Total Xylenes	134		3.00	1	06/11/2018 11:50	WG1122619
Methyl tert-butyl ether	2.06		1.00	1	06/11/2018 11:50	WG1122619
Naphthalene	ND		5.00	1	06/11/2018 11:50	WG1122619
1,2-Dichloroethane	ND		1.00	1	06/11/2018 11:50	WG1122619
(S) Toluene-d8	101		80.0-120		06/11/2018 11:50	WG1122619
(S) Toluene-d8	100		80.0-120		06/15/2018 02:08	WG1124866
(S) Dibromofluoromethane	94.8		76.0-123		06/11/2018 11:50	WG1122619
(S) Dibromofluoromethane	98.7		76.0-123		06/15/2018 02:08	WG1124866
(S) 4-Bromofluorobenzene	104		80.0-120		06/11/2018 11:50	WG1122619
(S) 4-Bromofluorobenzene	101		80.0-120		06/15/2018 02:08	WG1124866

- 1 Cp
- 2 Tc
- 3 Ss
- 4 Cn
- 5 Sr
- 6 Qc
- 7 Gl
- 8 Al
- 9 Sc



Volatile Organic Compounds (GC/MS) by Method 8260B

Analyte	Result	Qualifier	RDL	Dilution	Analysis date / time	Batch
Benzene	ND		1.00	1	06/11/2018 04:16	WG1122609
Toluene	ND		1.00	1	06/11/2018 04:16	WG1122609
Ethylbenzene	ND		1.00	1	06/11/2018 04:16	WG1122609
Total Xylenes	ND		3.00	1	06/11/2018 04:16	WG1122609
Methyl tert-butyl ether	ND		1.00	1	06/11/2018 04:16	WG1122609
Naphthalene	ND		5.00	1	06/11/2018 04:16	WG1122609
1,2-Dichloroethane	ND		1.00	1	06/11/2018 04:16	WG1122609
(S) Toluene-d8	103		80.0-120		06/11/2018 04:16	WG1122609
(S) Dibromofluoromethane	103		76.0-123		06/11/2018 04:16	WG1122609
(S) 4-Bromofluorobenzene	112		80.0-120		06/11/2018 04:16	WG1122609

1 Cp

2 Tc

3 Ss

4 Cn

5 Sr

6 Qc

7 Gl

8 Al

9 Sc



Volatile Organic Compounds (GC/MS) by Method 8260B

Analyte	Result	Qualifier	RDL	Dilution	Analysis	Batch
	ug/l		ug/l		date / time	
Acetone	ND	J4	50.0	1	06/10/2018 22:09	WG1122609
Benzene	ND		1.00	1	06/10/2018 22:09	WG1122609
Bromodichloromethane	ND		1.00	1	06/10/2018 22:09	WG1122609
Bromoform	ND		1.00	1	06/10/2018 22:09	WG1122609
Bromomethane	ND		5.00	1	06/10/2018 22:09	WG1122609
Carbon disulfide	ND		1.00	1	06/10/2018 22:09	WG1122609
Carbon tetrachloride	ND		1.00	1	06/10/2018 22:09	WG1122609
Chlorobenzene	ND		1.00	1	06/10/2018 22:09	WG1122609
Chlorodibromomethane	ND		1.00	1	06/10/2018 22:09	WG1122609
Chloroethane	ND		5.00	1	06/10/2018 22:09	WG1122609
Chloroform	ND		5.00	1	06/10/2018 22:09	WG1122609
Chloromethane	ND		2.50	1	06/10/2018 22:09	WG1122609
1,2-Dibromo-3-Chloropropane	ND		5.00	1	06/10/2018 22:09	WG1122609
1,2-Dibromoethane	ND		1.00	1	06/10/2018 22:09	WG1122609
1,2-Dichlorobenzene	ND		1.00	1	06/10/2018 22:09	WG1122609
1,3-Dichlorobenzene	ND		1.00	1	06/10/2018 22:09	WG1122609
1,4-Dichlorobenzene	ND		1.00	1	06/10/2018 22:09	WG1122609
1,1-Dichloroethane	ND		1.00	1	06/10/2018 22:09	WG1122609
1,2-Dichloroethane	ND		1.00	1	06/10/2018 22:09	WG1122609
1,1-Dichloroethene	ND		1.00	1	06/10/2018 22:09	WG1122609
cis-1,2-Dichloroethene	ND		1.00	1	06/10/2018 22:09	WG1122609
trans-1,2-Dichloroethene	ND	J3	1.00	1	06/10/2018 22:09	WG1122609
1,2-Dichloropropane	ND		1.00	1	06/10/2018 22:09	WG1122609
cis-1,3-Dichloropropene	ND		1.00	1	06/10/2018 22:09	WG1122609
trans-1,3-Dichloropropene	ND		1.00	1	06/10/2018 22:09	WG1122609
Di-isopropyl ether	ND		1.00	1	06/10/2018 22:09	WG1122609
Ethylbenzene	ND		1.00	1	06/10/2018 22:09	WG1122609
2-Butanone (MEK)	ND		10.0	1	06/10/2018 22:09	WG1122609
2-Hexanone	ND		10.0	1	06/10/2018 22:09	WG1122609
Methylene Chloride	ND		5.00	1	06/10/2018 22:09	WG1122609
4-Methyl-2-pentanone (MIBK)	ND		10.0	1	06/10/2018 22:09	WG1122609
Methyl tert-butyl ether	ND		1.00	1	06/10/2018 22:09	WG1122609
Naphthalene	ND		5.00	1	06/10/2018 22:09	WG1122609
Styrene	ND		1.00	1	06/10/2018 22:09	WG1122609
1,1,2,2-Tetrachloroethane	ND		1.00	1	06/10/2018 22:09	WG1122609
Tetrachloroethene	ND		1.00	1	06/10/2018 22:09	WG1122609
Toluene	ND		1.00	1	06/10/2018 22:09	WG1122609
1,1,1-Trichloroethane	ND		1.00	1	06/10/2018 22:09	WG1122609
1,1,2-Trichloroethane	ND		1.00	1	06/10/2018 22:09	WG1122609
Trichloroethene	ND		1.00	1	06/10/2018 22:09	WG1122609
Vinyl chloride	ND		1.00	1	06/10/2018 22:09	WG1122609
Xylenes, Total	ND		3.00	1	06/10/2018 22:09	WG1122609
1,1,2-Trichlorotrifluoroethane	ND		1.00	1	06/10/2018 22:09	WG1122609
1,2,3-Trimethylbenzene	ND		1.00	1	06/10/2018 22:09	WG1122609
(S) Toluene-d8	98.5		80.0-120		06/10/2018 22:09	WG1122609
(S) Dibromofluoromethane	100		76.0-123		06/10/2018 22:09	WG1122609
(S) a,a,a-Trifluorotoluene	97.6		80.0-120		06/10/2018 22:09	WG1122609
(S) 4-Bromofluorobenzene	108		80.0-120		06/10/2018 22:09	WG1122609

1 Cp

2 Tc

3 Ss

4 Cn

5 Sr

6 Qc

7 Gl

8 Al

9 Sc



Method Blank (MB)

(MB) R3316983-3 06/10/18 19:43

Analyte	MB Result ug/l	MB Qualifier	MB MDL ug/l	MB RDL ug/l
Acetone	U		10.0	50.0
Benzene	U		0.331	1.00
Bromodichloromethane	U		0.380	1.00
Bromoform	U		0.469	1.00
Bromomethane	U		0.866	5.00
Carbon disulfide	0.276	U	0.275	1.00
Carbon tetrachloride	U		0.379	1.00
Chlorobenzene	U		0.348	1.00
Chlorodibromomethane	U		0.327	1.00
Chloroethane	U		0.453	5.00
Chloroform	U		0.324	5.00
Chloromethane	U		0.276	2.50
1,2-Dibromo-3-Chloropropane	U		1.33	5.00
1,2-Dibromoethane	U		0.381	1.00
1,2-Dichlorobenzene	U		0.349	1.00
1,3-Dichlorobenzene	U		0.220	1.00
1,4-Dichlorobenzene	U		0.274	1.00
1,1-Dichloroethane	U		0.259	1.00
1,2-Dichloroethane	U		0.361	1.00
1,1-Dichloroethene	U		0.398	1.00
cis-1,2-Dichloroethene	U		0.260	1.00
trans-1,2-Dichloroethene	U		0.396	1.00
1,2-Dichloropropane	U		0.306	1.00
cis-1,3-Dichloropropene	U		0.418	1.00
trans-1,3-Dichloropropene	U		0.419	1.00
Di-isopropyl ether	U		0.320	1.00
Ethylbenzene	U		0.384	1.00
2-Hexanone	U		3.82	10.0
2-Butanone (MEK)	U		3.93	10.0
Methylene Chloride	U		1.00	5.00
4-Methyl-2-pentanone (MIBK)	U		2.14	10.0
Methyl tert-butyl ether	U		0.367	1.00
Naphthalene	U		1.00	5.00
Styrene	U		0.307	1.00
1,1,2,2-Tetrachloroethane	U		0.130	1.00
Tetrachloroethene	U		0.372	1.00
Toluene	U		0.412	1.00
1,1,2-Trichlorotrifluoroethane	U		0.303	1.00
1,1,1-Trichloroethane	U		0.319	1.00
1,1,2-Trichloroethane	U		0.383	1.00

¹ Cp

² Tc

³ Ss

⁴ Cn

⁵ Sr

⁶ Qc

⁷ Gl

⁸ Al

⁹ Sc



Method Blank (MB)

(MB) R3316983-3 06/10/18 19:43

Analyte	MB Result ug/l	MB Qualifier	MB MDL ug/l	MB RDL ug/l
Trichloroethene	U		0.398	1.00
1,2,3-Trimethylbenzene	U		0.321	1.00
Vinyl chloride	U		0.259	1.00
Xylenes, Total	U		1.06	3.00
(S) Toluene-d8	100			80.0-120
(S) Dibromofluoromethane	101			76.0-123
(S) a,a,a-Trifluorotoluene	100			80.0-120
(S) 4-Bromofluorobenzene	111			80.0-120

1 Cp

2 Tc

3 Ss

4 Cn

5 Sr

6 Qc

Laboratory Control Sample (LCS) • Laboratory Control Sample Duplicate (LCSD)

(LCS) R3316983-1 06/10/18 18:43 • (LCSD) R3316983-4 06/10/18 20:07

Analyte	Spike Amount ug/l	LCS Result ug/l	LCSD Result ug/l	LCS Rec. %	LCSD Rec. %	Rec. Limits %	LCS Qualifier	LCSD Qualifier	RPD %	RPD Limits %
Acetone	125	240	198	192	158	70.0-130	J4	J4	18.9	23.9
Benzene	25.0	25.9	25.6	104	102	70.0-130			1.35	20
Bromodichloromethane	25.0	24.0	22.8	95.8	91.3	70.0-130			4.90	20
Bromoform	25.0	20.9	22.3	83.8	89.3	70.0-130			6.36	20
Bromomethane	25.0	24.4	24.6	97.6	98.4	70.0-130			0.775	20
Carbon disulfide	25.0	27.8	28.0	111	112	70.0-130			0.546	20
Carbon tetrachloride	25.0	20.8	20.9	83.2	83.7	70.0-130			0.533	20
Chlorobenzene	25.0	22.8	21.1	91.4	84.3	70.0-130			8.06	20
Chlorodibromomethane	25.0	20.8	19.3	83.1	77.4	70.0-130			7.11	20
Chloroethane	25.0	26.2	26.2	105	105	70.0-130			0.0308	20
Chloroform	25.0	23.3	22.3	93.3	89.2	70.0-130			4.51	20
Chloromethane	25.0	26.8	26.9	107	107	70.0-130			0.114	20
1,2-Dibromo-3-Chloropropane	25.0	21.4	21.2	85.7	84.8	70.0-130			1.01	20
1,2-Dibromoethane	25.0	22.0	20.8	87.9	83.1	70.0-130			5.53	20
1,2-Dichlorobenzene	25.0	23.9	23.7	95.5	94.8	70.0-130			0.707	20
1,3-Dichlorobenzene	25.0	24.2	22.9	96.7	91.5	70.0-130			5.47	20
1,4-Dichlorobenzene	25.0	22.5	20.9	90.2	83.7	70.0-130			7.43	20
1,1-Dichloroethane	25.0	24.0	23.9	95.9	95.8	70.0-130			0.161	20
1,2-Dichloroethane	25.0	24.9	24.1	99.5	96.5	70.0-130			3.00	20
1,1-Dichloroethene	25.0	26.1	26.1	104	104	70.0-130			0.195	20
cis-1,2-Dichloroethene	25.0	22.4	22.4	89.6	89.8	70.0-130			0.260	20
trans-1,2-Dichloroethene	25.0	27.8	21.5	111	86.0	70.0-130		J3	25.5	20
1,2-Dichloropropane	25.0	28.9	27.7	115	111	70.0-130			4.18	20
cis-1,3-Dichloropropene	25.0	22.4	21.2	89.5	85.0	70.0-130			5.17	20
trans-1,3-Dichloropropene	25.0	23.9	22.6	95.6	90.5	70.0-130			5.55	20

7 Gl

8 Al

9 Sc



Laboratory Control Sample (LCS) • Laboratory Control Sample Duplicate (LCSD)

(LCS) R3316983-1 06/10/18 18:43 • (LCSD) R3316983-4 06/10/18 20:07

Analyte	Spike Amount ug/l	LCS Result ug/l	LCSD Result ug/l	LCS Rec. %	LCSD Rec. %	Rec. Limits %	<u>LCS Qualifier</u>	<u>LCSD Qualifier</u>	RPD %	RPD Limits %
Di-isopropyl ether	25.0	25.8	25.4	103	102	70.0-130			1.35	20
Ethylbenzene	25.0	22.1	20.4	88.6	81.7	70.0-130			8.04	20
2-Hexanone	125	126	125	101	99.9	70.0-130			0.807	20
2-Butanone (MEK)	125	139	150	111	120	70.0-130			7.71	20
Methylene Chloride	25.0	30.9	29.9	124	120	70.0-130			3.35	20
4-Methyl-2-pentanone (MIBK)	125	130	126	104	101	70.0-130			2.63	20
Methyl tert-butyl ether	25.0	22.9	21.4	91.5	85.8	70.0-130			6.44	20
Naphthalene	25.0	25.5	22.1	102	88.2	70.0-130			14.6	20
Styrene	25.0	23.4	23.8	93.6	95.2	70.0-130			1.76	20
1,1,2,2-Tetrachloroethane	25.0	22.9	23.9	91.8	95.7	70.0-130			4.17	20
Tetrachloroethene	25.0	22.4	20.6	89.5	82.6	70.0-130			8.00	20
Toluene	25.0	23.7	22.9	94.9	91.6	70.0-130			3.54	20
1,1,2-Trichlorotrifluoroethane	25.0	25.8	26.0	103	104	70.0-130			0.910	20
1,1,1-Trichloroethane	25.0	22.0	21.9	88.0	87.5	70.0-130			0.551	20
1,1,2-Trichloroethane	25.0	23.4	21.4	93.7	85.5	70.0-130			9.11	20
Trichloroethene	25.0	22.9	21.6	91.5	86.5	70.0-130			5.71	20
1,2,3-Trimethylbenzene	25.0	23.4	22.0	93.6	87.9	70.0-130			6.20	20
Vinyl chloride	25.0	23.4	23.5	93.5	94.0	70.0-130			0.503	20
Xylenes, Total	75.0	69.6	64.8	92.8	86.4	70.0-130			7.14	20
<i>(S) Toluene-d8</i>				101	99.3	80.0-120				
<i>(S) Dibromofluoromethane</i>				95.6	99.9	76.0-123				
<i>(S) a,a,a-Trifluorotoluene</i>				96.1	93.5	80.0-120				
<i>(S) 4-Bromofluorobenzene</i>				101	105	80.0-120				

1 Cp

2 Tc

3 Ss

4 Cn

5 Sr

6 Qc

7 Gl

8 Al

9 Sc



Method Blank (MB)

(MB) R3318032-3 06/11/18 08:14

Analyte	MB Result	MB Qualifier	MB MDL	MB RDL
	ug/l		ug/l	ug/l
Benzene	U		0.331	1.00
1,2-Dichloroethane	U		0.361	1.00
Ethylbenzene	U		0.384	1.00
Methyl tert-butyl ether	U		0.367	1.00
Naphthalene	U		1.00	5.00
Toluene	U		0.412	1.00
Xylenes, Total	U		1.06	3.00
(S) Toluene-d8	103			80.0-120
(S) Dibromofluoromethane	99.6			76.0-123
(S) 4-Bromofluorobenzene	103			80.0-120

1 Cp

2 Tc

3 Ss

4 Cn

5 Sr

6 Qc

7 Gl

8 Al

9 Sc

Laboratory Control Sample (LCS) • Laboratory Control Sample Duplicate (LCSD)

(LCS) R3318032-1 06/11/18 06:47 • (LCSD) R3318032-2 06/11/18 07:09

Analyte	Spike Amount	LCS Result	LCSD Result	LCS Rec.	LCSD Rec.	Rec. Limits	LCS Qualifier	LCSD Qualifier	RPD	RPD Limits
	ug/l	ug/l	ug/l	%	%	%			%	%
Benzene	25.0	26.0	25.3	104	101	70.0-130			2.59	20
1,2-Dichloroethane	25.0	24.5	23.7	98.1	94.7	70.0-130			3.51	20
Ethylbenzene	25.0	26.4	25.6	106	102	70.0-130			2.97	20
Methyl tert-butyl ether	25.0	26.3	25.5	105	102	70.0-130			3.05	20
Naphthalene	25.0	24.8	23.6	99.1	94.3	70.0-130			5.00	20
Toluene	25.0	24.9	24.2	99.5	96.9	70.0-130			2.62	20
Xylenes, Total	75.0	80.5	77.9	107	104	70.0-130			3.28	20
(S) Toluene-d8				102	103	80.0-120				
(S) Dibromofluoromethane				98.6	99.2	76.0-123				
(S) 4-Bromofluorobenzene				102	105	80.0-120				



Method Blank (MB)

(MB) R3318198-3 06/14/18 22:10

Analyte	MB Result	MB Qualifier	MB MDL	MB RDL
	ug/l		ug/l	ug/l
Benzene	U		0.331	1.00
Toluene	U		0.412	1.00
(S) Toluene-d8	99.2			80.0-120
(S) Dibromofluoromethane	98.2			76.0-123
(S) 4-Bromofluorobenzene	101			80.0-120

¹ Cp

² Tc

³ Ss

⁴ Cn

⁵ Sr

Laboratory Control Sample (LCS) • Laboratory Control Sample Duplicate (LCSD)

(LCS) R3318198-1 06/14/18 21:10 • (LCSD) R3318198-2 06/14/18 21:30

Analyte	Spike Amount	LCS Result	LCSD Result	LCS Rec.	LCSD Rec.	Rec. Limits	LCS Qualifier	LCSD Qualifier	RPD	RPD Limits
	ug/l	ug/l	ug/l	%	%	%			%	%
Benzene	25.0	23.1	23.8	92.3	95.2	70.0-130			3.12	20
Toluene	25.0	23.8	24.1	95.0	96.5	70.0-130			1.57	20
(S) Toluene-d8				99.7	100	80.0-120				
(S) Dibromofluoromethane				97.9	96.1	76.0-123				
(S) 4-Bromofluorobenzene				103	102	80.0-120				

⁶ Qc

⁷ Gl

⁸ Al

⁹ Sc



Guide to Reading and Understanding Your Laboratory Report

The information below is designed to better explain the various terms used in your report of analytical results from the Laboratory. This is not intended as a comprehensive explanation, and if you have additional questions please contact your project representative.

Abbreviations and Definitions

MDL	Method Detection Limit.
ND	Not detected at the Reporting Limit (or MDL where applicable).
RDL	Reported Detection Limit.
Rec.	Recovery.
RPD	Relative Percent Difference.
SDG	Sample Delivery Group.
(S)	Surrogate (Surrogate Standard) - Analytes added to every blank, sample, Laboratory Control Sample/Duplicate and Matrix Spike/Duplicate; used to evaluate analytical efficiency by measuring recovery. Surrogates are not expected to be detected in all environmental media.
U	Not detected at the Reporting Limit (or MDL where applicable).
Analyte	The name of the particular compound or analysis performed. Some Analyses and Methods will have multiple analytes reported.
Dilution	If the sample matrix contains an interfering material, the sample preparation volume or weight values differ from the standard, or if concentrations of analytes in the sample are higher than the highest limit of concentration that the laboratory can accurately report, the sample may be diluted for analysis. If a value different than 1 is used in this field, the result reported has already been corrected for this factor.
Limits	These are the target % recovery ranges or % difference value that the laboratory has historically determined as normal for the method and analyte being reported. Successful QC Sample analysis will target all analytes recovered or duplicated within these ranges.
Qualifier	This column provides a letter and/or number designation that corresponds to additional information concerning the result reported. If a Qualifier is present, a definition per Qualifier is provided within the Glossary and Definitions page and potentially a discussion of possible implications of the Qualifier in the Case Narrative if applicable.
Result	The actual analytical final result (corrected for any sample specific characteristics) reported for your sample. If there was no measurable result returned for a specific analyte, the result in this column may state "ND" (Not Detected) or "BDL" (Below Detectable Levels). The information in the results column should always be accompanied by either an MDL (Method Detection Limit) or RDL (Reporting Detection Limit) that defines the lowest value that the laboratory could detect or report for this analyte.
Case Narrative (Cn)	A brief discussion about the included sample results, including a discussion of any non-conformances to protocol observed either at sample receipt by the laboratory from the field or during the analytical process. If present, there will be a section in the Case Narrative to discuss the meaning of any data qualifiers used in the report.
Quality Control Summary (Qc)	This section of the report includes the results of the laboratory quality control analyses required by procedure or analytical methods to assist in evaluating the validity of the results reported for your samples. These analyses are not being performed on your samples typically, but on laboratory generated material.
Sample Chain of Custody (Sc)	This is the document created in the field when your samples were initially collected. This is used to verify the time and date of collection, the person collecting the samples, and the analyses that the laboratory is requested to perform. This chain of custody also documents all persons (excluding commercial shippers) that have had control or possession of the samples from the time of collection until delivery to the laboratory for analysis.
Sample Results (Sr)	This section of your report will provide the results of all testing performed on your samples. These results are provided by sample ID and are separated by the analyses performed on each sample. The header line of each analysis section for each sample will provide the name and method number for the analysis reported.
Sample Summary (Ss)	This section of the Analytical Report defines the specific analyses performed for each sample ID, including the dates and times of preparation and/or analysis.

1 Cp

2 Tc

3 Ss

4 Cn

5 Sr

6 Qc

7 GI

8 AI

9 Sc

Qualifier	Description
J	The identification of the analyte is acceptable; the reported value is an estimate.
J3	The associated batch QC was outside the established quality control range for precision.
J4	The associated batch QC was outside the established quality control range for accuracy.



ESC Lab Sciences is the only environmental laboratory accredited/certified to support your work nationwide from one location. One phone call, one point of contact, one laboratory. No other lab is as accessible or prepared to handle your needs throughout the country. Our capacity and capability from our single location laboratory is comparable to the collective totals of the network laboratories in our industry. The most significant benefit to our one location design is the design of our laboratory campus. The model is conducive to accelerated productivity, decreasing turn-around time, and preventing cross contamination, thus protecting sample integrity. Our focus on premium quality and prompt service allows us to be YOUR LAB OF CHOICE.

* Not all certifications held by the laboratory are applicable to the results reported in the attached report.
 * Accreditation is only applicable to the test methods specified on each scope of accreditation held by ESC Lab Sciences.

State Accreditations

Alabama	40660	Nebraska	NE-OS-15-05
Alaska	17-026	Nevada	TN-03-2002-34
Arizona	AZ0612	New Hampshire	2975
Arkansas	88-0469	New Jersey-NELAP	TN002
California	2932	New Mexico ¹	n/a
Colorado	TN00003	New York	11742
Connecticut	PH-0197	North Carolina	Env375
Florida	E87487	North Carolina ¹	DW21704
Georgia	NELAP	North Carolina ³	41
Georgia ¹	923	North Dakota	R-140
Idaho	TN00003	Ohio-VAP	CL0069
Illinois	200008	Oklahoma	9915
Indiana	C-TN-01	Oregon	TN200002
Iowa	364	Pennsylvania	68-02979
Kansas	E-10277	Rhode Island	LA000356
Kentucky ^{1,6}	90010	South Carolina	84004
Kentucky ²	16	South Dakota	n/a
Louisiana	AI30792	Tennessee ^{1,4}	2006
Louisiana ¹	LA180010	Texas	T 104704245-17-14
Maine	TN0002	Texas ⁵	LAB0152
Maryland	324	Utah	TN00003
Massachusetts	M-TN003	Vermont	VT2006
Michigan	9958	Virginia	460132
Minnesota	047-999-395	Washington	C847
Mississippi	TN00003	West Virginia	233
Missouri	340	Wisconsin	9980939910
Montana	CERT0086	Wyoming	A2LA

1 Cp

2 Tc

3 Ss

4 Cn

5 Sr

6 Qc

7 Gl

8 Al

9 Sc

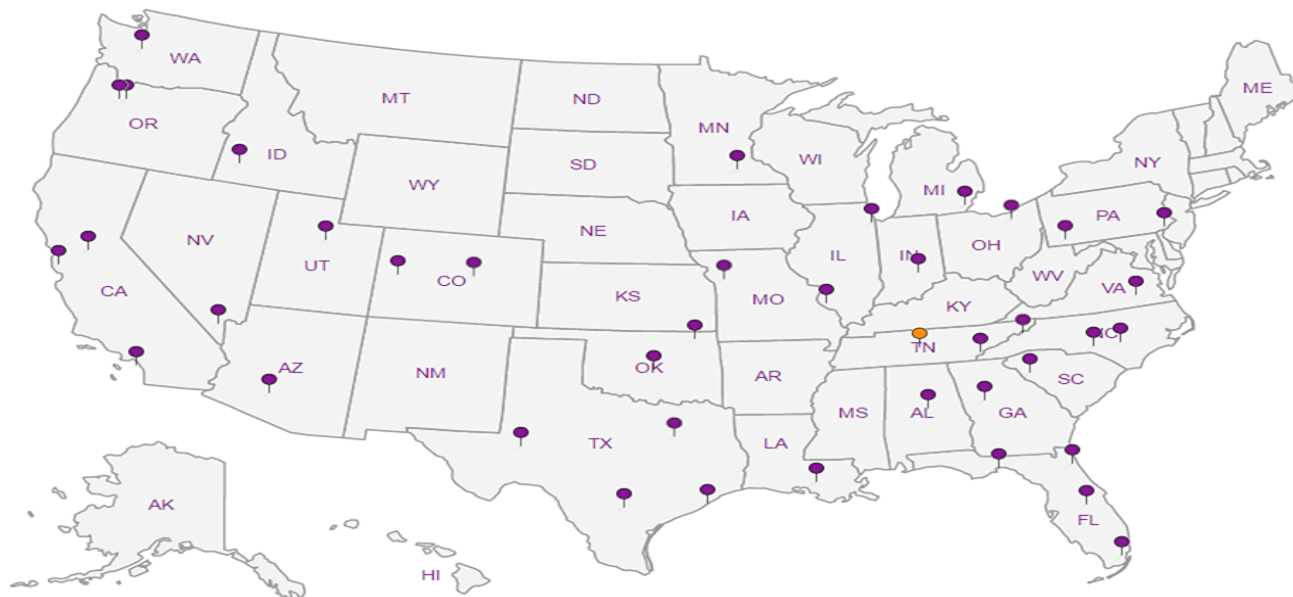
Third Party Federal Accreditations

A2LA – ISO 17025	1461.01	AIHA-LAP,LLC EMLAP	100789
A2LA – ISO 17025 ⁵	1461.02	DOD	1461.01
Canada	1461.01	USDA	P330-15-00234
EPA-Crypto	TN00003		

¹ Drinking Water ² Underground Storage Tanks ³ Aquatic Toxicity ⁴ Chemical/Microbiological ⁵ Mold ⁶ Wastewater n/a Accreditation not applicable

Our Locations

ESC Lab Sciences has sixty-four client support centers that provide sample pickup and/or the delivery of sampling supplies. If you would like assistance from one of our support offices, please contact our main office. ESC Lab Sciences performs all testing at our central laboratory.



Kinder Morgan- Atlanta, GA

6600 Peachtree Dunwoody Road
400 Embassy Row - Suite 600
Atlanta GA 30328

Report to:
Bethany Garvey

Billing Information:

Accounts Payable
1000 Windward Concourse
Ste 450
Alpharetta, GA 30005

Email To: bgarvey@ch2m.com;
tom.wiley@ch2m.com; scott.powell@ch2m.com;

Project
Description: **Lewis Drive Groundwater**

Phone: **770-604-9182**
Fax:

Client Project #
699858

City/State
Collected: **SC**

Lab Project #
KINCH2MGA-LEWIS12

Collected by (print):
BG/EH

Site/Facility ID #
KM-Lewis Dr

P.O. #

Collected by (signature):
Bethany Garvey

Rush? (Lab MUST Be Notified)

Quote #

Immediately
Packed on Ice **N** **Y** X

Same Day Five Day
 Next Day 5 Day (Rad Only)
 Two Day 10 Day (Rad Only)
 Three Day

Date Results Needed

No. of
Cntrs

Sample ID	Comp/Grab	Matrix *	Depth	Date	Time	No. of Cntrs
MW-45-060718	Grab	GW		6-7-18	0800	3
MW-45B-060718		GW			0810	3
MW-21-060718		GW			0820	3
MW-17B-060718		GW			0835	3
MW-17B-D-060718		GW			0835	3
FB03-060718		GW			0855	3
MW-45-060718		GW			0910	3
MW-06-060718		GW			0920	3
MW-06B-060718		GW			0930	3
MW-36-060718		GW		6-7-18	1015	3

* Matrix:
SS - Soil AIR - Air F - Filter
GW - Groundwater B - Bioassay
WW - WasteWater
DW - Drinking Water
OT - Other

Remarks: *NITRATE/SULFATE* has a 48hr hold time.

Samples returned via:
 UPS FedEx Courier

Tracking # **4380 6874 1149**

Relinquished by: (Signature)
Bethany Garvey

Date: **6-7-18**
Time: **1700**

Received by: (Signature)

Trip Blank Received: Yes No
HCL/ MeOH
TBR

Relinquished by: (Signature)

Date:
Time:

Received by: (Signature)

Temp: **0.83** °C
Bottles Received: **78**

Relinquished by: (Signature)

Date:
Time:

Received for lab by: (Signature)
Sam

Date: **6/8/18** Time: **0845**

Sample Receipt Checklist
COC Seal Present/Intact: Y N
COC Signed/Accurate: Y N
Bottles arrive intact: Y N
Correct bottles used: Y N
Sufficient volume sent: Y N
If Applicable
VGA Zero Headspace: Y N
Preservation Correct/Checked: Y N

If preservation required by Login: Date/Time

Hold:
Condition: **NCF** / OK

Analysis / Container / Preservative

NITRATE,SULFATE 125mlHDPE-NoPres
ALK,CO2 125mlHDPE-NoPres
RSK175 40mlAmb HCl
V8260BTEXMNSC 40mlAmb-HCl
V8260TCLSC-TB 40mlAmb-NoPres-Bik

Chain of Custody Page ___ of ___



12065 Lebanon Rd
Mount Juliet, TN 37122
Phone: 615-758-5858
Phone: 800-767-5859
Fax: 615-758-5859



L# **L1000343**

D030

Acctnum: **KINCH2MGA**

Template: **T130277**

Prelogin: **P655547**

TSR: **526 - Chris McCord**

PB: **530186**

Shipped Via: **FedEx Ground**

Remarks Sample # (lab only)

-01
-02
-03
-04
-05
-06
-07
-08
-09
-10

Kinder Morgan- Atlanta, GA

6600 Peachtree Dunwoody Road
400 Embassy Row - Suite 600
Atlanta, GA 30328

Billing Information:
Accounts Payable
1000 Windward Concourse
Ste 450
Alpharetta, GA 30005

Pres
Chk

Report to:
Bethany Garvey

Email To: bgarvey@ch2m.com;
tom.wiley@ch2m.com; scott.powell@ch2m.com;

Project
Description: **Lewis Drive Groundwater**

City/State
Collected: **SC**

Phone: **770-604-9182**
Fax:

Client Project #

699858

Lab Project #
KINCH2MGA-LEWIS12

Collected by (print):

JM/KS

Site/Facility ID #

KM-Lewis Dr

P.O. #

Collected by (signature):

[Signature]

Rush? (Lab MUST Be Notified)

Same Day Five Day
 Next Day 5 Day (Rad Only)
 Two Day 10 Day (Rad Only)
 Three Day

Date Results Needed

Immediately

Packed on Ice N Y

No.
of
Cntrs

Sample ID	Comp/Grab	Matrix *	Depth	Date	Time	No. of Cntrs
SW-11-060718	Grab	GW		6-7-18	0830	
SW-10-060718		GW			0845	
FP-01-060718		SW			0855	
FP-02-060718					0905	
SW-09-060718					0915	
SW-08-060718					0920	
SW-13-060718					0925	
FP-03-060718					1020	
SW-01-060718					1105	
SW-07-060718		SW		6-7-18	1115	

* Matrix:
SS - Soil AIR - Air F - Filter
GW - Groundwater B - Bioassay
WW - WasteWater
DW - Drinking Water
OT - Other

Remarks: *NITRATE/SULFATE* has a 48hr hold time.

Samples returned via:
 UPS FedEx Courier

Tracking # **4380 6874 1169**

Relinquished by: (Signature)

[Signature]

Date:

6-7-18

Time:

1700

Received by: (Signature)

[Signature]

Trip Blank Received: Yes / No

HCL / MeOH
 TBA

Temp: **0183** °C Bottles Received: **78**

Sample Receipt Checklist

COC Seal Present/Intact:	<input type="checkbox"/> Y <input checked="" type="checkbox"/> N
COC Signed/Accurate:	<input checked="" type="checkbox"/> Y <input type="checkbox"/> N
Bottles arrive intact:	<input checked="" type="checkbox"/> Y <input type="checkbox"/> N
Correct bottles used:	<input checked="" type="checkbox"/> Y <input type="checkbox"/> N
Sufficient volume sent:	<input checked="" type="checkbox"/> Y <input type="checkbox"/> N
If Applicable	
VOA Zero Headspace:	<input checked="" type="checkbox"/> Y <input type="checkbox"/> N
Preservation Correct/Checked:	<input type="checkbox"/> Y <input checked="" type="checkbox"/> N

Relinquished by: (Signature)

Date:

Time:

Received by: (Signature)

If preservation required by Login: Date/Time

Relinquished by: (Signature)

Date:

Time:

Received for lab by: (Signature)

[Signature]

Date: **6/8/18** Time: **0845**

Hold:

Condition:
 OK / NOK

Analysis / Container / Preservative

NITRATE,SULFATE 125mlHDPE-NoPres
ALK,CO2 125mlHDPE-NoPres
RSK175 40mlAmb HCl
V8260BTEXMNSC 40mlAmb-HCl
V8260TCLSC-TB 40mlAmb-NoPres-Blk

Chain of Custody Page ___ of ___



12065 Lebanon Rd
Mount Juliet, TN 37122
Phone: 615-758-3858
Phone: 800-767-5859
Fax: 615-758-5859



L # **U000343**

Table #

Acctnum: **KINCH2MGA**

Template: **T130277**

Prelogin: **P655547**

TSR: **526 - Chris McCord**

PB: **530-186**

Shipped Via: **FedEX Ground**

Remarks Sample # (lab only)

-11
-12
-13
-14
-15
-16
-17
-18
-19
-20

Kinder Morgan- Atlanta, GA

6600 Peachtree Dunwoody Road
400 Embassy Row - Suite 600
Atlanta GA 30328

Report to:
Bethany Garvey

Billing Information:

Accounts Payable
1000 Windward Concourse
Ste 450
Alpharetta, GA 30005

Email To: bgarvey@ch2m.com;
tom.wiley@ch2m.com; scott.powell@ch2m.com;

Project
Description: **Lewis Drive Groundwater**

City/State
Collected: **SC**

Phone: **770-604-9182**
Fax:

Client Project #
699858

Lab Project #
KINCH2MGA-LEWIS12

Collected by (print):
DN/KS

Site/Facility ID #
KM-Lewis.DF

P.O. #

Collected by (signature):
VS

Rush? (Lab MUST Be Notified)
 Same Day Five Day
 Next Day 5 Day (Rad Only)
 Two Day 10 Day (Rad Only)
 Three Day

Quote #
Date Results Needed

Immediately Packed on Ice **N** **Y** **X**

Pres
Chk

Analysis / Container / Preservative

NITRATE,SULFATE 125mlHDPE-NoPres
ALK,CO2 125mlHDPE-NoPres
RSK175 40mlAmb HCl
V8260BTEXMNSC 40mlAmb-HCl
V8260TCLSC-TB 40mlAmb-NoPres-Bik

Chain of Custody Page of



12065 Lebanon Rd
Mount Juliet, TN 37122
Phone: 615-758-5858
Phone: 800-767-5859
Fax: 615-758-5859



L # **L000743**

Table #

Acctnum: **KINCH2MGA**

Template: **T130277**

Prelogin: **P655547**

TSR: **526 - Chris McCord**

PB: **5-30-18**

Shipped Via: **FedEX Ground**

Remarks Sample # (lab only)

Sample ID	Comp/Grab	Matrix *	Depth	Date	Time	No. of Cntrs
SW-12-060718	Grab	GW		6-7-18	1045	
SW-13-060718		GW			1055	
SW-12-060718		SW			1125	
SW-14-060718		SW			1135	
SW-14-060718		SW		6-7-18	1150	

* Matrix:
SS - Soil AIR - Air F - Filter
GW - Groundwater B - Bioassay
WW - WasteWater
DW - Drinking Water
OT - Other

Remarks: *NITRATE/SULFATE* has a 48hr hold time.

Samples returned via:
 UPS FedEx Courier

Tracking # **4360 6874 1169**

pH _____ Temp _____

Flow _____ Other _____

Sample Receipt Checklist

COC Seal Present/Intact: NP N
 COC Signed/Accurate: N N
 Bottles arrive intact: N N
 Correct bottles used: Y N
 Sufficient volume sent: Y N
 If Applicable
 VOA Zero Headspace: Y N
 Preservation Correct/Checked: Y N

Relinquished by: (Signature)

Bethany Garvey

Date: **6-7-18**
Time: **1700**

Received by: (Signature)

Trip Blank Received: Yes No
HCl / MeOH
TBR

Relinquished by: (Signature)

Date: _____ Time: _____

Received by: (Signature)

Temp: **0.83** °C
Bottles Received: **78**

If preservation required by Login: Date/Time

Relinquished by: (Signature)

Date: _____ Time: _____

Received for lab by: (Signature)

Heim

Date: **6/8/18** Time: **0845**

Hold:

Condition:
 NFI / OK

