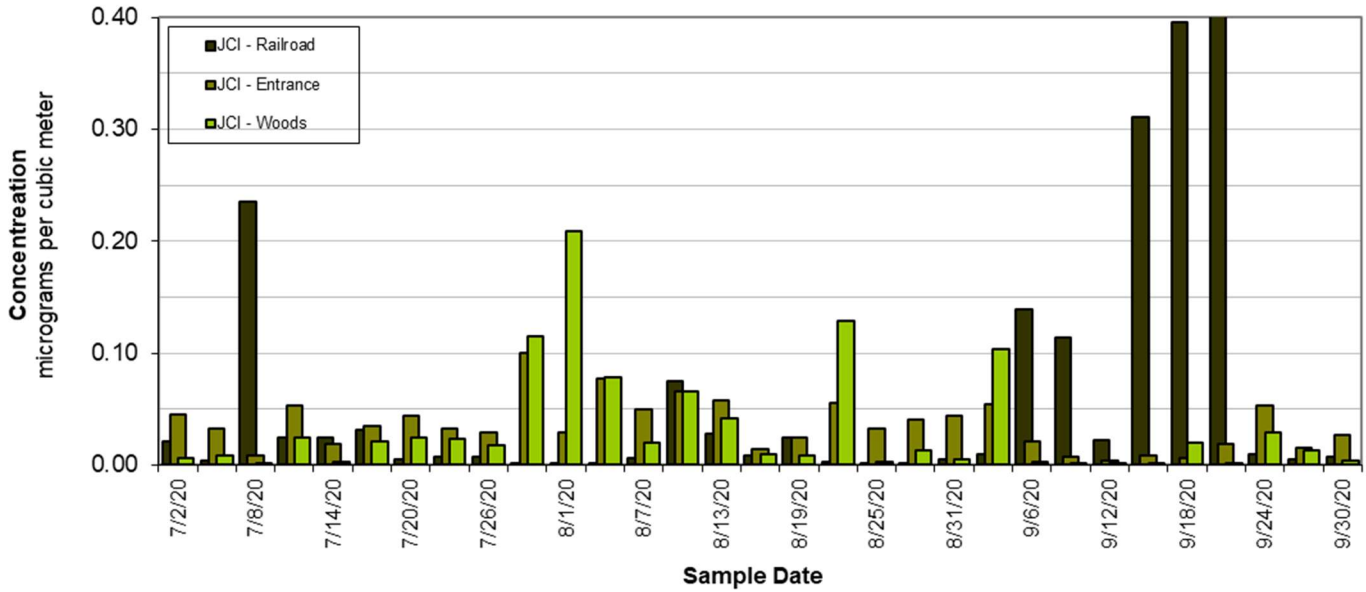
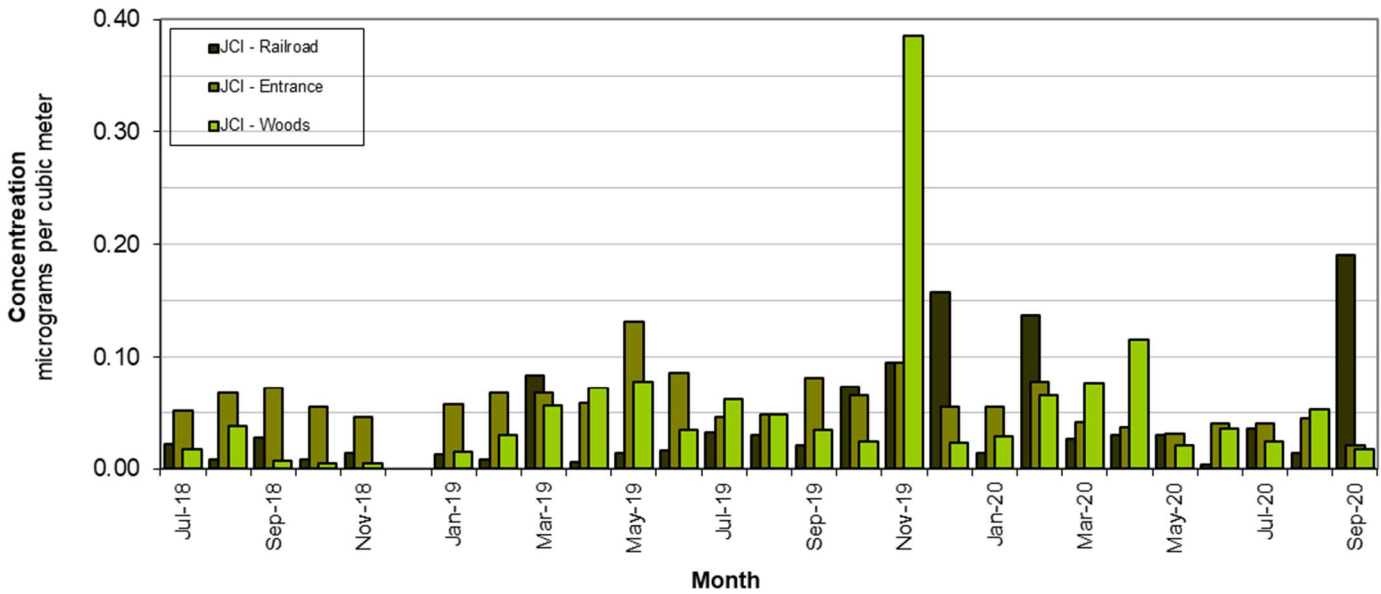


Johnson Control Florence Recycling Facility
24 Hour Average Lead concentration



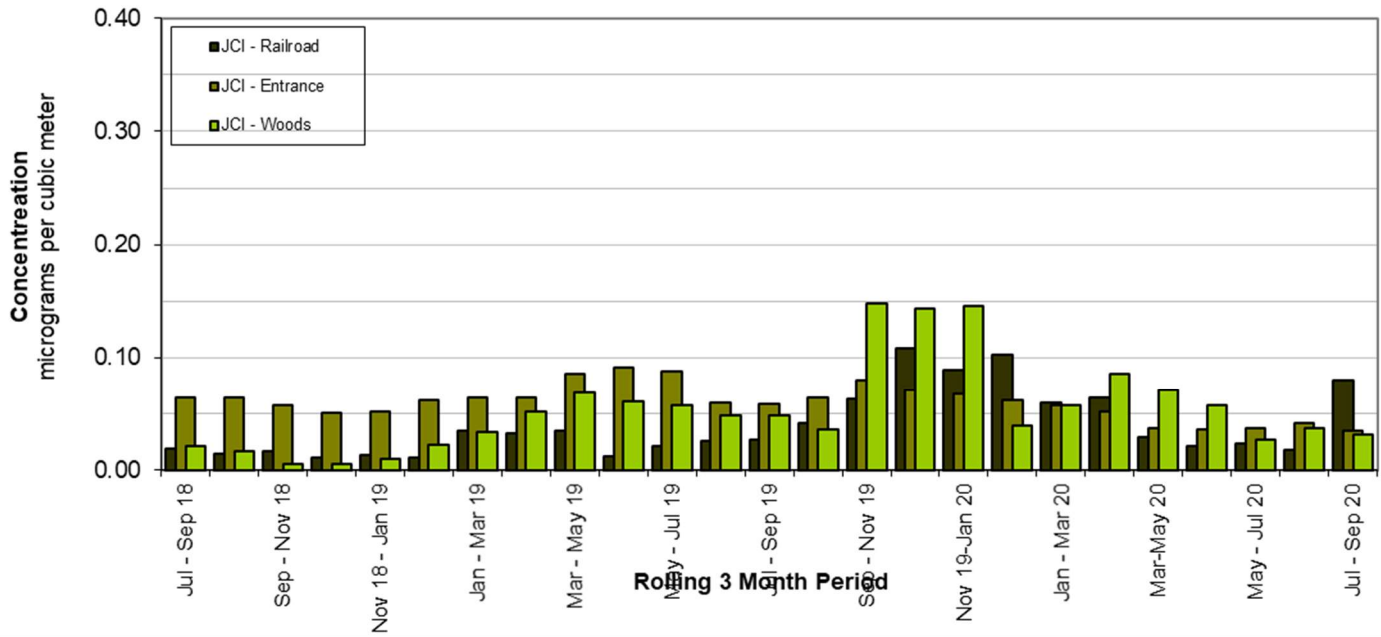
Level of the standard	0.15 µg/M3		
Individual Daily Lead Data			
	Concentration(µg/M3)		
	041-8001-1	041-8002-1	041-8003-1
Sample Date	JCI - Railroad	JCI - Entrance	JCI - Woods
07/02/20	0.021	0.045	0.006
07/05/20	0.004	0.033	0.009
07/08/20	0.235	0.008	0.001
07/11/20	0.025	0.053	0.024
07/14/20	0.025	0.019	0.003
07/17/20	0.031	0.035	0.021
07/20/20	0.005	0.044	0.024
07/23/20	0.007	0.033	0.023
07/26/20	0.007	0.029	0.018
07/29/20	0.002	0.1	0.115
08/01/20	0.002	0.029	0.209
08/04/20	0.001	0.077	0.078
08/07/20	0.006	0.05	0.02
08/10/20	0.075	0.066	0.066
08/13/20	0.028	0.058	0.042
08/16/20	0.008	0.014	0.01
08/19/20	0.025	0.025	0.009
08/22/20	0.003	0.055	0.129
08/25/20	0.001	0.033	0.003
08/28/20	0.002	0.041	0.013
08/31/20	0.005	0.044	0.005
09/03/20	0.01	0.054	0.103
09/06/20	0.139	0.021	0.003
09/09/20	0.114	0.007	0.001
09/12/20	0.022	0.004	0.001
09/15/20	0.311	0.009	0.002
09/18/20	0.395	0.006	0.02
09/21/20	0.891	0.019	0.002
09/24/20	0.01	0.053	0.029
09/27/20	0.005	0.015	0.013
09/30/20	0.007	0.027	0.004

Johnson Control Florence Recycling Facility
Monthly Average Lead Concentration



Level of the standard		0.15 µg/M ³		
Monthly Average Lead Data				
Concentration(µg/M³)				
	041-8001-1	041-8002-1	041-8003-1	
Month	JCI - Railroad	JCI - Entrance	JCI - Woods	
Jul-18	0.022	0.052	0.018	
Aug-18	0.009	0.067	0.038	
Sep-18	0.028	0.072	0.007	
Oct-18	0.008	0.055	0.006	
Nov-18	0.015	0.046	0.005	
Dec-18				
Jan-19	0.013	0.057	0.016	
Feb-19	0.009	0.068	0.030	
Mar-19	0.084	0.067	0.056	
Apr-19	0.007	0.058	0.072	
May-19	0.014	0.132	0.078	
Jun-19	0.016	0.086	0.034	
Jul-19	0.032	0.046	0.061	
Aug-19	0.030	0.048	0.049	
Sep-19	0.021	0.081	0.035	
Oct-19	0.074	0.065	0.025	
Nov-19	0.094	0.094	0.385	
Dec-19	0.158	0.055	0.023	
Jan-20	0.014	0.055	0.028	
Feb-20	0.137	0.078	0.066	
Mar-20	0.027	0.041	0.077	
Apr-20	0.031	0.037	0.116	
May-20	0.030	0.032	0.021	
Jun-20	0.004	0.040	0.035	
Jul-20	0.036	0.040	0.024	
Aug-20	0.014	0.045	0.053	
Sep-20	0.190	0.022	0.018	

Johnson Control Florence Recycling Facility
Three Month Average Lead Concentration



Level of the standard		0.15 $\mu\text{g}/\text{M}^3$	
Three Month Average Lead Data			
Month Range	Concentration($\mu\text{g}/\text{M}^3$)		
	041-8001-1 JCI - Railroad	041-8002-1 JCI - Entrance	041-8003-1 JCI - Woods
Jul - Sep 18	0.019	0.064	0.021
Aug - Oct 18	0.015	0.065	0.017
Sep - Nov 18	0.017	0.058	0.006
Oct - Dec 18	0.011	0.050	0.005
Nov 18 - Jan 19	0.014	0.052	0.010
Dec 18 - Feb 19	0.011	0.063	0.023
Jan - Mar 19	0.035	0.064	0.034
Feb - Apr 19	0.033	0.065	0.052
Mar - May 19	0.035	0.086	0.068
Apr - Jun 19	0.012	0.092	0.061
May - Jul 19	0.021	0.088	0.058
Jun - Aug 19	0.026	0.060	0.048
Jul - Sep 19	0.027	0.058	0.048
Aug - Oct 19	0.041	0.065	0.036
Sep - Nov 19	0.063	0.080	0.148
Oct - Dec 19	0.109	0.071	0.144
Nov 19-Jan 20	0.089	0.068	0.145
Dec 19-Feb 20	0.103	0.062	0.039
Jan - Mar 20	0.059	0.058	0.057
Feb - Apr 20	0.065	0.052	0.086
Mar-May 20	0.029	0.037	0.071
Apr - Jun 20	0.021	0.036	0.057
May - Jul 20	0.023	0.037	0.027
Jun - Aug 20	0.018	0.042	0.038
Jul - Sep 20	0.080	0.035	0.032