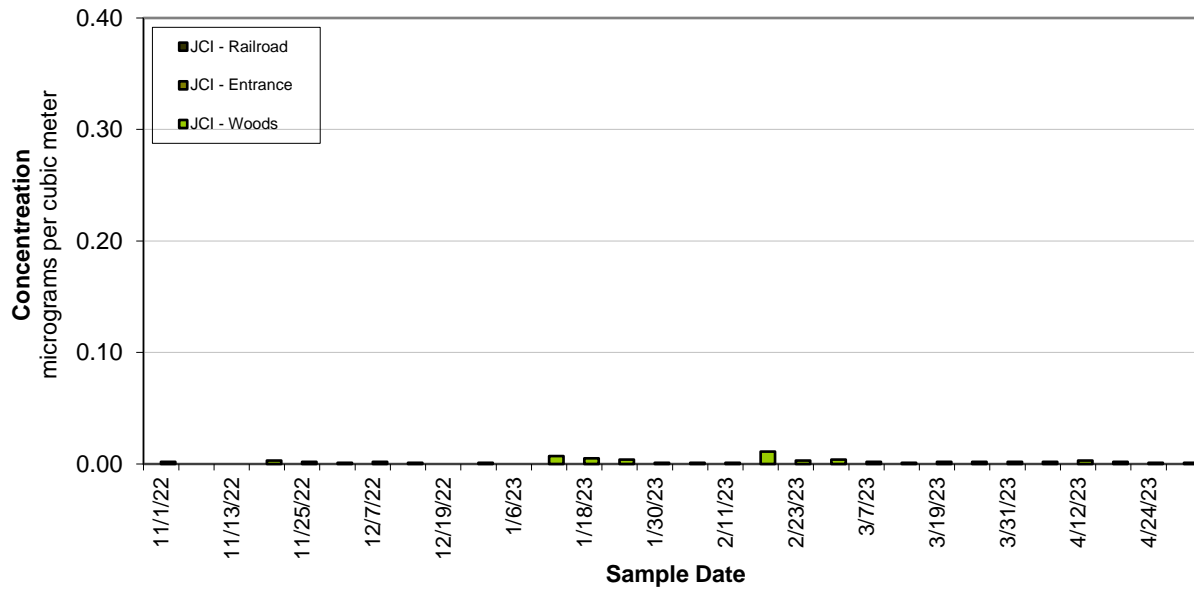
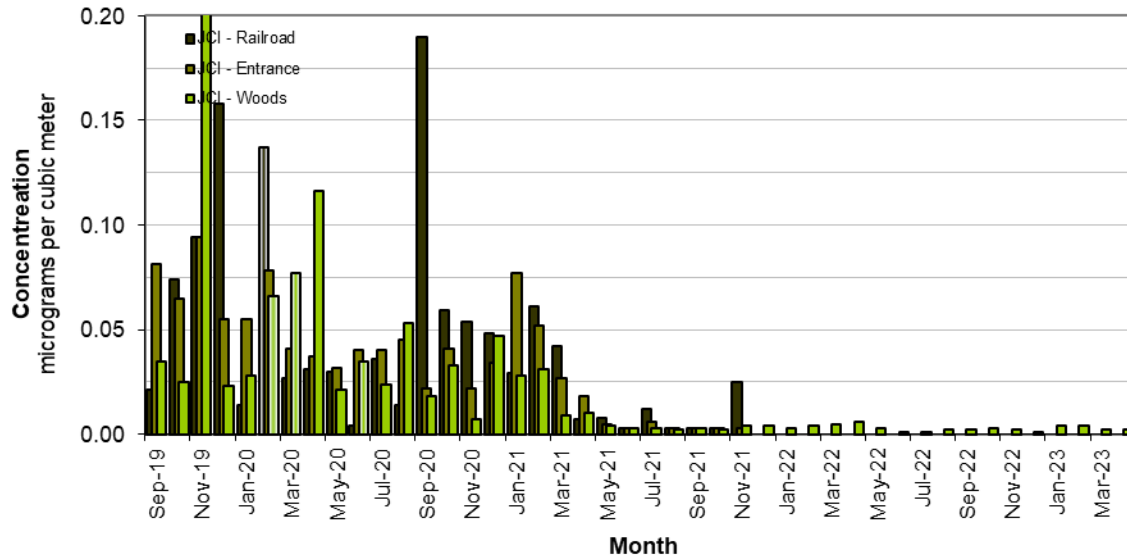


Johnson Control Florence Recycling Facility
24 Hour Average Lead concentration



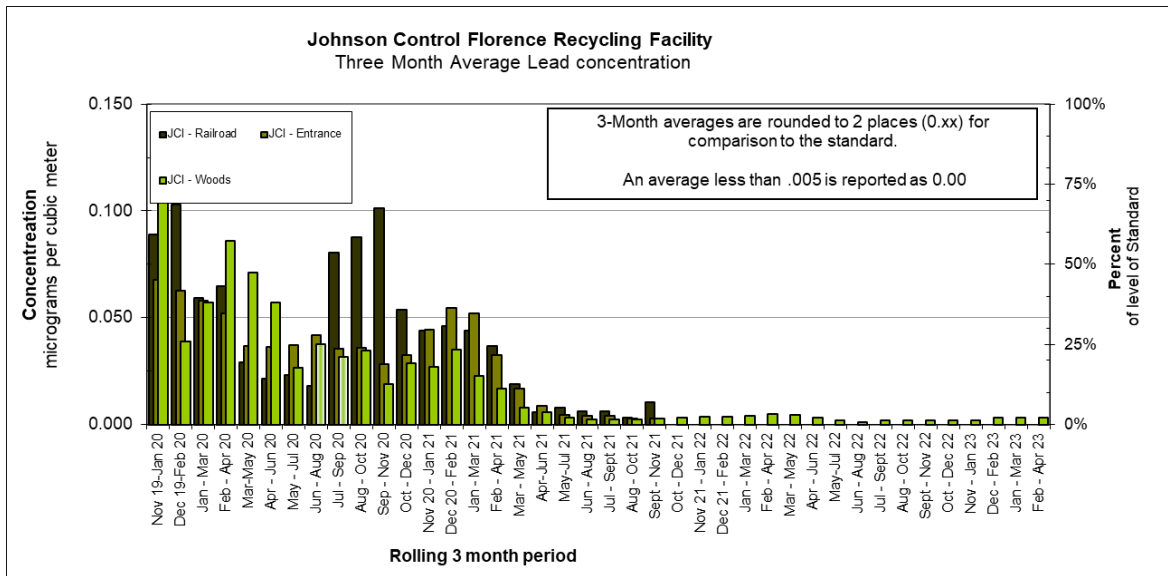
Level of the standard		0.15 µg/M ³	
Individual Daily Lead Data			
Concentration (µg/M ³)			
	041-8001-1	041-8002-1	041-8003-1
Sample Date	JCI - Railroad	JCI - Entrance	JCI - Woods
11/1/2022			0.002
11/19/2022			0.003
11/25/2022			0.002
12/1/2022			0.001
12/7/2022			0.002
12/13/2022			0.001
12/25/2022			0.001
1/6/2023			
1/12/2023			0.007
1/18/2023			0.005
1/24/2023			0.004
1/30/2023			0.001
2/5/2023			0.001
2/11/2023			0.001
2/17/2023			0.011
2/23/2023			0.003
3/1/2023			0.004
3/7/2023			0.002
3/13/2023			0.001
3/19/2023			0.002
3/25/2023			0.002
3/31/2023			0.002
4/6/2023			0.002
4/12/2023			0.003
4/18/2023			0.002
4/24/2023			0.001
4/30/2023			0.001

Johnson Control Florence Recycling Facility
Monthly Average Lead concentration



Level of the standard		0.15 µg/M ³		
Monthly Average Lead Data				
<u>Concentration(µg/M3)</u>				
	041-8001-1	041-8002-1	041-8003-1	
<u>Month</u>	JCI - Railroad	JCI - Entrance	JCI - Woods	
Sep-19	0.021	0.081	0.035	
Oct-19	0.074	0.065	0.025	
Nov-19	0.094	0.094	0.385	
Dec-19	0.158	0.055	0.023	
Jan-20	0.014	0.055	0.028	
Feb-20	0.137	0.078	0.066	
Mar-20	0.027	0.041	0.077	
Apr-20	0.031	0.037	0.116	
May-20	0.030	0.032	0.021	
Jun-20	0.004	0.040	0.035	
Jul-20	0.036	0.04	0.024	
Aug-20	0.014	0.045	0.053	
Sep-20	0.19	0.022	0.018	
Oct-20	0.059	0.041	0.033	
Nov-20	0.054	0.022	0.007	
Dec-20	0.048	0.034	0.047	
Jan-21	0.029	0.077	0.028	
Feb-21	0.061	0.052	0.031	
Mar-21	0.042	0.027	0.009	
Apr-21	0.007	0.018	0.01	

May-21	0.008	0.005	0.004
Jun-21	0.003	0.003	0.003
Jul-21	0.012	0.006	0.003
Aug-21	0.003	0.003	0.002
Sep-21	0.003	0.003	0.003
Oct-21	0.003	0.003	0.002
Nov-21	0.025	0.003	0.004
Dec-21			0.004
Jan-22			0.003
Feb-22			0.004
Mar-22			0.005
Apr-22			0.006
May-22			0.003
Jun-22			0.001
Jul-22			0.001
Aug-22			0.002
Sep-22			0.002
Oct-22			0.003
Nov-22			0.002
Dec-22			0.001
Jan-23			0.004
Feb-23			0.004
Mar-23			0.002
Apr-23			0.002



Level of the standard	0.15 $\mu\text{g}/\text{M}^3$		
Three Month Average Lead Data			
	Concentration ($\mu\text{g}/\text{M}^3$)		
	041-8001-1	041-8002-1	041-8003-1
Sample Date	JCI - Railroad	JCI - Entrance	JCI - Woods
Sep - Nov 19	0.063	0.080	0.148
Oct - Dec 19	0.109	0.071	0.144
Nov 19-Jan 20	0.089	0.068	0.145
Dec 19-Feb 20	0.103	0.062	0.039
Jan - Mar 20	0.059	0.058	0.057
Feb - Apr 20	0.065	0.052	0.086
Mar-May 20	0.029	0.037	0.071
Apr - Jun 20	0.021	0.036	0.057
May - Jul 20	0.023	0.037	0.027
Jun - Aug 20	0.018	0.042	0.038
Jul - Sep 20	0.080	0.035	0.032
Aug - Oct 20	0.088	0.036	0.034
Sep - Nov 20	0.101	0.028	0.019
Oct - Dec 20	0.054	0.032	0.029
Nov 20 - Jan 21	0.044	0.044	0.027
Dec 20 - Feb 21	0.046	0.054	0.035
Jan - Mar 21	0.044	0.052	0.023
Feb - Apr 21	0.037	0.032	0.017
Mar - May 21	0.019	0.017	0.008

Apr-Jun 21	0.006	0.009	0.006
May-Jul 21	0.008	0.005	0.003
Jun - Aug 21	0.006	0.004	0.003
Jul - Sept 21	0.006	0.004	0.002
Aug - Oct 21	0.003	0.003	0.002
Sept - Nov 21	0.010	0.003	0.003
Oct - Dec 21			0.003
Nov 21 - Jan 22			0.003
Dec 21 - Feb 22			0.004
Jan - Mar 22			0.004
Feb - Apr 22			0.005
Mar - May 22			0.005
Apr - Jun 22			0.003
May-Jul 22			0.002
Jun - Aug 22			0.001
Jul - Sept 22			0.002
Aug - Oct 22			0.002
Sept - Nov 22			0.002
Oct - Dec 22			0.002
Nov - Jan 23			0.002
Dec - Feb 23			0.003
Jan - Mar 23			0.003
Feb - Apr 23			0.003

The facility ceased operations in November 2021. At that time, sampling was consolidated at the Woods location.