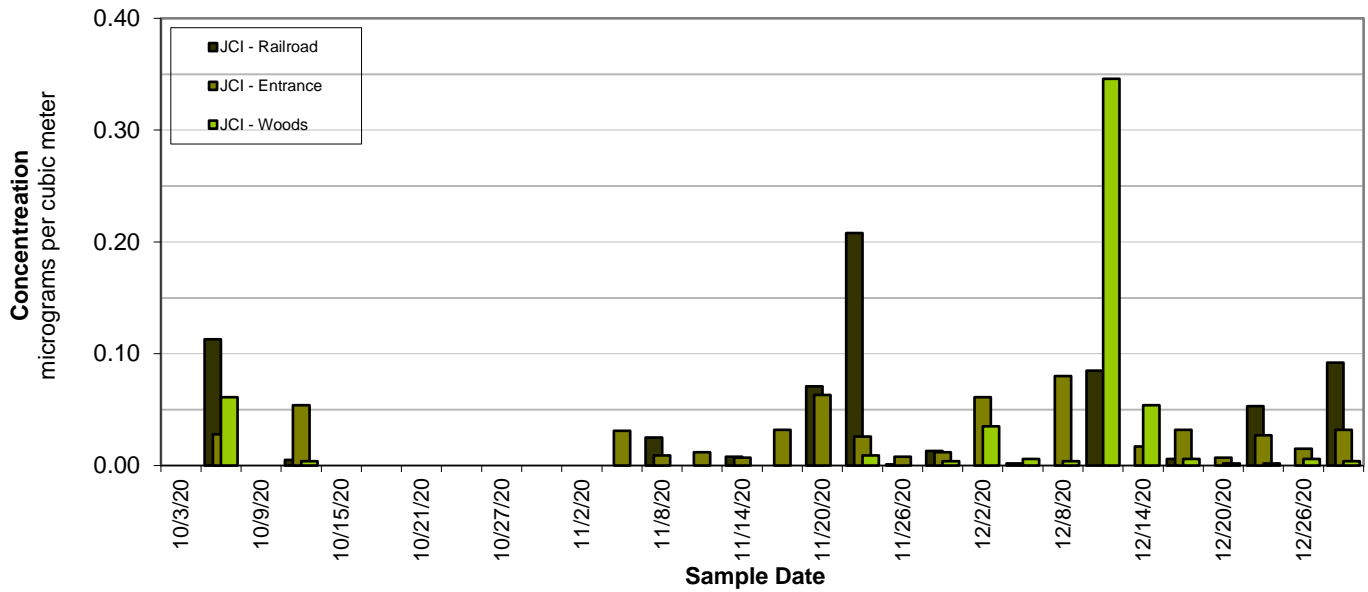
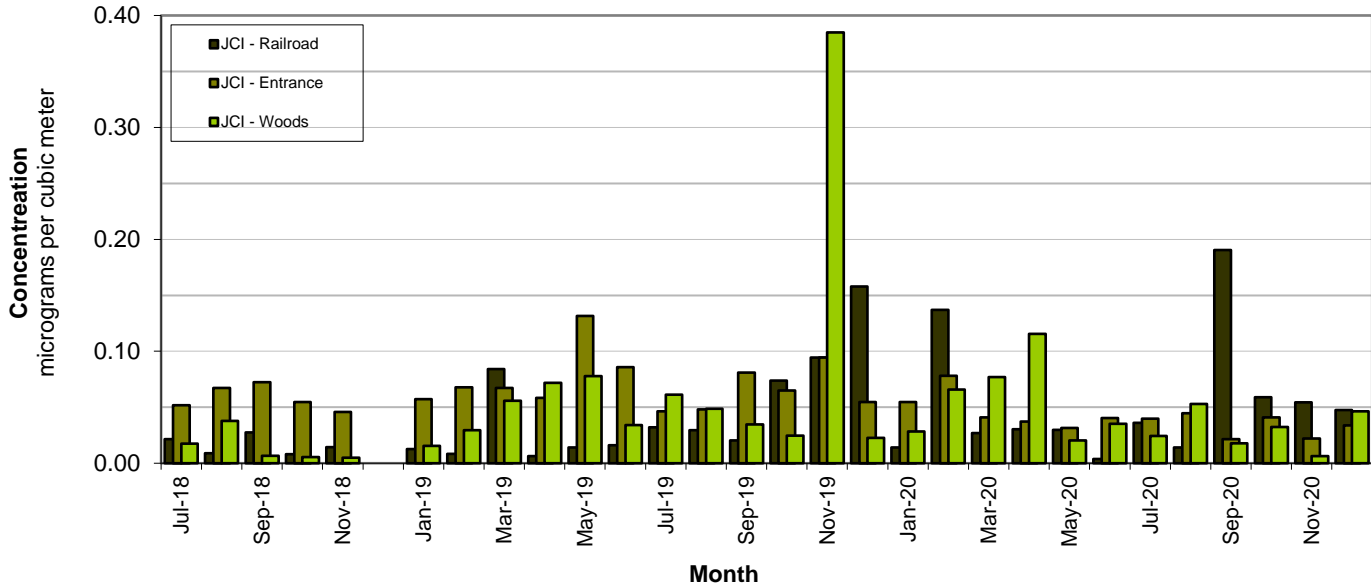


Johnson Control Florence Recycling Facility
24 Hour Average Lead concentration



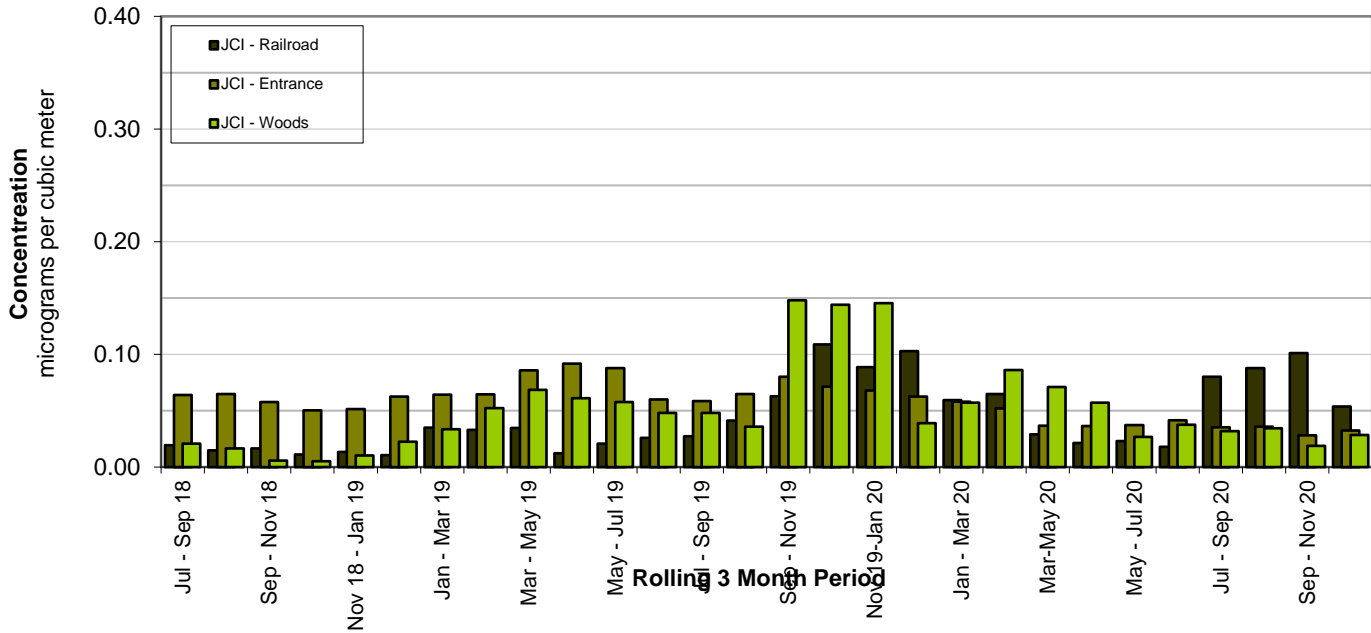
Level of the standard	0.15 µg/M3		
Individual Daily Lead Data			
Sample Date	Concentration(µg/M3)		
	041-8001-1	041-8002-1	041-8003-1
Sample Date	JCI - Railroad	JCI - Entrance	JCI - Woods
10/03/20			
10/06/20	0.113	0.028	0.061
10/09/20			
10/12/20	0.005	0.054	0.004
10/15/20			
10/18/20			
10/21/20			
10/24/20			
10/27/20			
10/30/20			
11/02/20			
11/05/20		0.031	
11/08/20	0.025	0.009	
11/11/20		0.012	
11/14/20	0.008	0.007	
11/17/20		0.032	
11/20/20	0.071	0.063	
11/23/20	0.208	0.026	0.009
11/26/20	0.001	0.008	
11/29/20	0.013	0.012	0.004
12/02/20		0.061	0.035
12/05/20	0.002		0.006
12/08/20		0.08	0.004
12/11/20	0.085		0.346
12/14/20		0.017	0.054
12/17/20	0.006	0.032	0.006
12/20/20		0.007	0.002
12/23/20	0.053	0.027	0.002
12/26/20		0.015	0.006
12/29/20	0.092	0.032	0.004

Johnson Control Florence Recycling Facility Monthly Average Lead Concentration



Level of the standard		0.15 µg/M ³		
Monthly Average Lead Data				
Concentration(µg/M3)				
	041-8001-1	041-8002-1	041-8003-1	
Month	JCI - Railroad	JCI - Entrance	JCI - Woods	
Jul-18	0.022	0.052	0.018	
Aug-18	0.009	0.067	0.038	
Sep-18	0.028	0.072	0.007	
Oct-18	0.008	0.055	0.006	
Nov-18	0.015	0.046	0.005	
Dec-18				
Jan-19	0.013	0.057	0.016	
Feb-19	0.009	0.068	0.030	
Mar-19	0.084	0.067	0.056	
Apr-19	0.007	0.058	0.072	
May-19	0.014	0.132	0.078	
Jun-19	0.016	0.086	0.034	
Jul-19	0.032	0.046	0.061	
Aug-19	0.030	0.048	0.049	
Sep-19	0.021	0.081	0.035	
Oct-19	0.074	0.065	0.025	
Nov-19	0.094	0.094	0.385	
Dec-19	0.158	0.055	0.023	
Jan-20	0.014	0.055	0.028	
Feb-20	0.137	0.078	0.066	
Mar-20	0.027	0.041	0.077	
Apr-20	0.031	0.037	0.116	
May-20	0.030	0.032	0.021	
Jun-20	0.004	0.040	0.035	
Jul-20	0.036	0.040	0.024	
Aug-20	0.014	0.045	0.053	
Sep-20	0.190	0.022	0.018	
Oct-20	0.059	0.041	0.033	
Nov-20	0.054	0.022	0.007	
Dec-20	0.048	0.034	0.047	

Johnson Control Florence Recycling Facility Three Month Average Lead Concentration



Level of the standard		0.15 µg/M ³		
Three Month Average Lead Data				
Concentration(µg/M3)				
	041-8001-1	041-8002-1	041-8003-1	
Month Range	JCI - Railroad	JCI - Entrance	JCI - Woods	
Jul - Sep 18	0.019	0.064	0.021	
Aug - Oct 18	0.015	0.065	0.017	
Sep - Nov 18	0.017	0.058	0.006	
Oct - Dec 18	0.011	0.050	0.005	
Nov 18 - Jan 19	0.014	0.052	0.010	
Dec 18 - Feb 19	0.011	0.063	0.023	
Jan - Mar 19	0.035	0.064	0.034	
Feb - Apr 19	0.033	0.065	0.052	
Mar - May 19	0.035	0.086	0.068	
Apr - Jun 19	0.012	0.092	0.061	
May - Jul 19	0.021	0.088	0.058	
Jun - Aug 19	0.026	0.060	0.048	
Jul - Sep 19	0.027	0.058	0.048	
Aug - Oct 19	0.041	0.065	0.036	
Sep - Nov 19	0.063	0.080	0.148	
Oct - Dec 19	0.109	0.071	0.144	
Nov 19-Jan 20	0.089	0.068	0.145	
Dec 19-Feb 20	0.103	0.062	0.039	
Jan - Mar 20	0.059	0.058	0.057	
Feb - Apr 20	0.065	0.052	0.086	
Mar-May 20	0.029	0.037	0.071	
Apr - Jun 20	0.021	0.036	0.057	
May - Jul 20	0.023	0.037	0.027	
Jun - Aug 20	0.018	0.042	0.038	
Jul - Sep 20	0.080	0.035	0.032	
Aug - Oct 20	0.088	0.036	0.034	
Sep - Nov 20	0.101	0.028	0.019	
Oct - Dec 20	0.054	0.032	0.029	