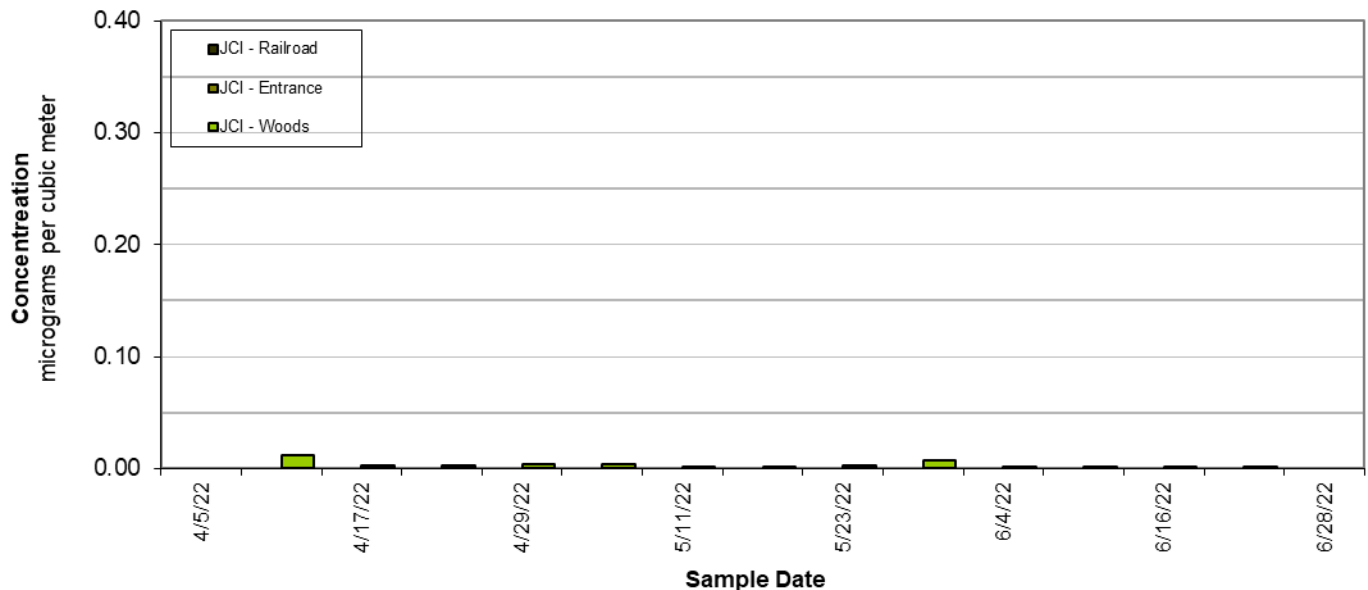
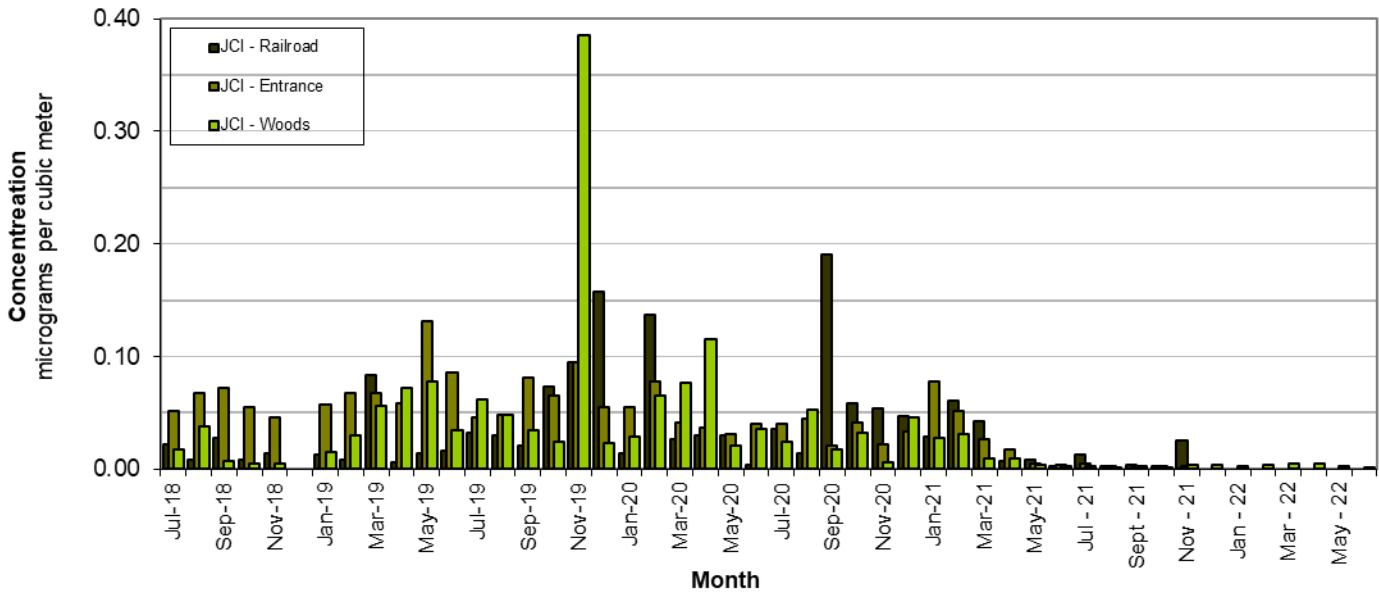


Johnson Control Florence Recycling Facility
24 Hour Average Lead concentration



Level of the standard	0.15 µg/M3		
Individual Daily Lead Data			
	<u>Concentration(µg/M3)</u>		
	041-8001-1	041-8002-1	041-8003-1
Sample Date	JCI - Railroad	JCI - Entrance	JCI - Woods
04/05/22			
04/11/22			0.012
04/17/22			0.003
04/23/22			0.003
04/29/22			0.004
05/05/22			0.004
05/11/22			0.001
05/17/22			0.001
05/23/22			0.003
05/29/22			0.007
06/04/22			0.001
06/10/22			0.001
06/16/22			0.001
06/22/22			0.002
06/28/22			

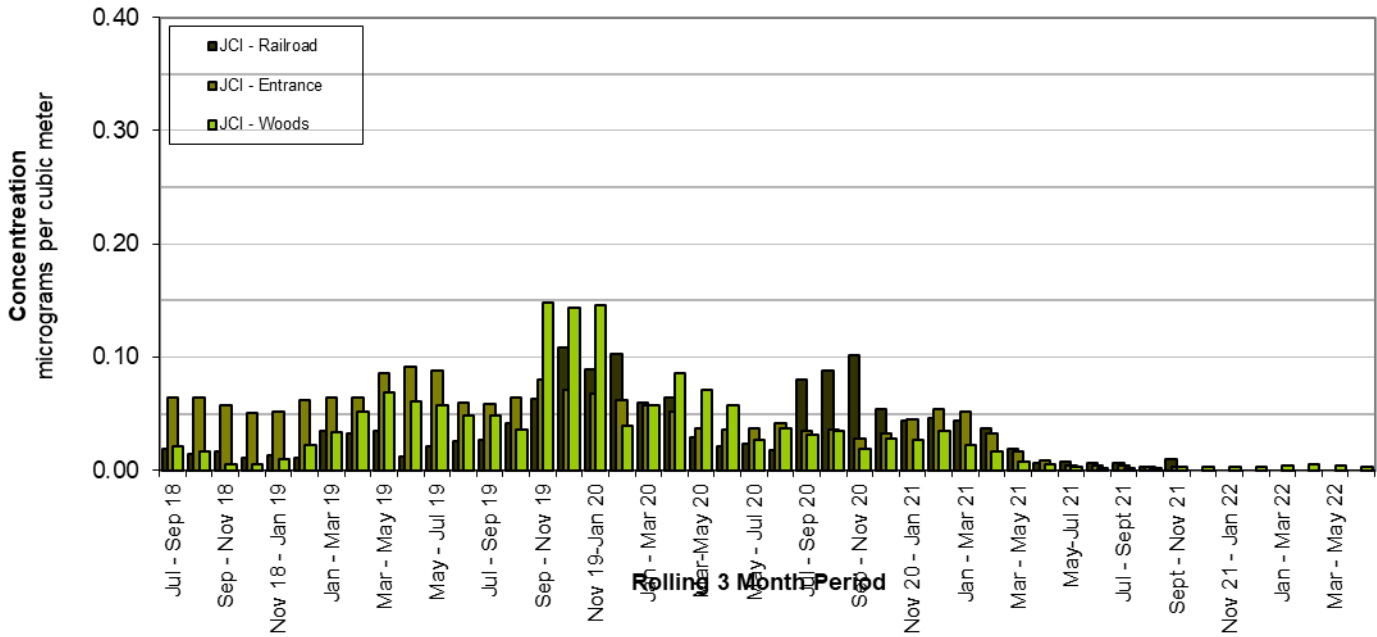
Johnson Control Florence Recycling Facility
Monthly Average Lead Concentration



Level of the standard		0.15 µg/M ³		
Monthly Average Lead Data				
<u>Concentration(µg/M3)</u>				
	041-8001-1	041-8002-1	041-8003-1	
<u>Month</u>	JCI - Railroad	JCI - Entrance	JCI - Woods	
Jul-18	0.022	0.052	0.018	
Aug-18	0.009	0.067	0.038	
Sep-18	0.028	0.072	0.007	
Oct-18	0.008	0.055	0.006	
Nov-18	0.015	0.046	0.005	
Dec-18				
Jan-19	0.013	0.057	0.016	
Feb-19	0.009	0.068	0.030	
Mar-19	0.084	0.067	0.056	
Apr-19	0.007	0.058	0.072	
May-19	0.014	0.132	0.078	
Jun-19	0.016	0.086	0.034	
Jul-19	0.032	0.046	0.061	
Aug-19	0.030	0.048	0.049	
Sep-19	0.021	0.081	0.035	
Oct-19	0.074	0.065	0.025	
Nov-19	0.094	0.094	0.385	
Dec-19	0.158	0.055	0.023	

Jan-20	0.014	0.055	0.028
Feb-20	0.137	0.078	0.066
Mar-20	0.027	0.041	0.077
Apr-20	0.031	0.037	0.116
May-20	0.030	0.032	0.021
Jun-20	0.004	0.040	0.035
Jul-20	0.036	0.040	0.024
Aug-20	0.014	0.045	0.053
Sep-20	0.190	0.022	0.018
Oct-20	0.059	0.041	0.033
Nov-20	0.054	0.022	0.007
Dec-20	0.048	0.034	0.047
Jan-21	0.029	0.077	0.028
Feb-21	0.061	0.052	0.031
Mar-21	0.042	0.027	0.009
Apr-21	0.007	0.018	0.010
May-21	0.008	0.005	0.004
Jun-21	0.003	0.003	0.003
Jul - 21	0.012	0.006	0.003
Aug - 21	0.003	0.003	0.002
Sept - 21	0.003	0.003	0.003
Oct - 21	0.003	0.003	0.002
Nov - 21	0.025	0.003	0.004
Dec - 21			0.004
Jan - 22			0.003
Feb - 22			0.004
Mar - 22			0.005
Apr - 22			0.006
May - 22			0.003
Jun - 22			0.001

Johnson Control Florence Recycling Facility
Three Month Average Lead Concentration



Level of the standard		0.15 $\mu\text{g}/\text{M}^3$		
Three Month Average Lead Data				
Concentration($\mu\text{g}/\text{M}^3$)				
	041-8001-1	041-8002-1	041-8003-1	
Month Range	JCI - Railroad	JCI - Entrance	JCI - Woods	
Jul - Sep 18	0.019	0.064	0.021	
Aug - Oct 18	0.015	0.065	0.017	
Sep - Nov 18	0.017	0.058	0.006	
Oct - Dec 18	0.011	0.050	0.005	
Nov 18 - Jan 19	0.014	0.052	0.010	
Dec 18 - Feb 19	0.011	0.063	0.023	
Jan - Mar 19	0.035	0.064	0.034	
Feb - Apr 19	0.033	0.065	0.052	
Mar - May 19	0.035	0.086	0.068	
Apr - Jun 19	0.012	0.092	0.061	
May - Jul 19	0.021	0.088	0.058	
Jun - Aug 19	0.026	0.060	0.048	
Jul - Sep 19	0.027	0.058	0.048	
Aug - Oct 19	0.041	0.065	0.036	
Sep - Nov 19	0.063	0.080	0.148	
Oct - Dec 19	0.109	0.071	0.144	

Nov 19-Jan 20	0.089	0.068	0.145
Dec 19-Feb 20	0.103	0.062	0.039
Jan - Mar 20	0.059	0.058	0.057
Feb - Apr 20	0.065	0.052	0.086
Mar-May 20	0.029	0.037	0.071
Apr - Jun 20	0.021	0.036	0.057
May - Jul 20	0.023	0.037	0.027
Jun - Aug 20	0.018	0.042	0.038
Jul - Sep 20	0.080	0.035	0.032
Aug - Oct 20	0.088	0.036	0.034
Sep - Nov 20	0.101	0.028	0.019
Oct - Dec 20	0.054	0.032	0.029
Nov 20 - Jan 21	0.044	0.044	0.027
Dec 20 - Feb 21	0.046	0.054	0.035
Jan - Mar 21	0.044	0.052	0.023
Feb - Apr 21	0.037	0.032	0.017
Mar - May 21	0.019	0.017	0.008
Apr-Jun 21	0.006	0.009	0.006
May-Jul 21	0.008	0.005	0.003
Jun - Aug 21	0.006	0.004	0.003
Jul - Sept 21	0.006	0.004	0.002
Aug - Oct 21	0.003	0.003	0.002
Sept - Nov 21	0.010	0.003	0.003
Oct - Dec 21			0.003
Nov 21 - Jan 22			0.003
Dec 21 - Feb 22			0.004
Jan - Mar 22			0.004
Feb - Apr 22			0.005
Mar - May 22			0.005
Apr - Jun 22			0.003