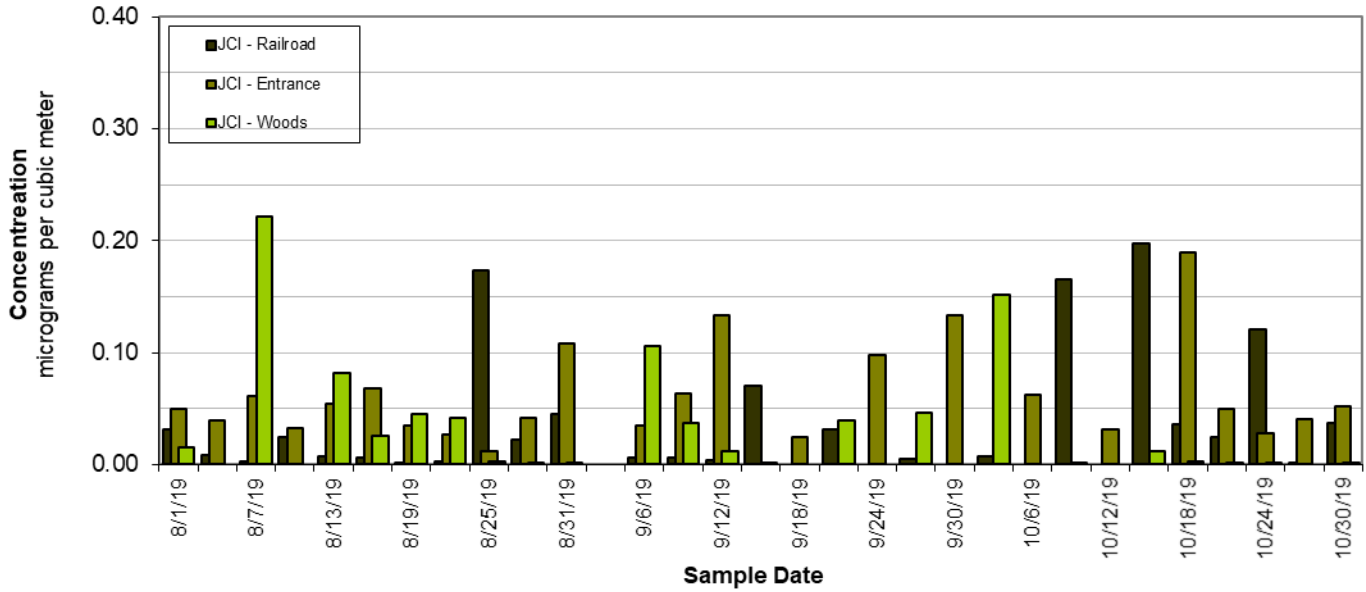
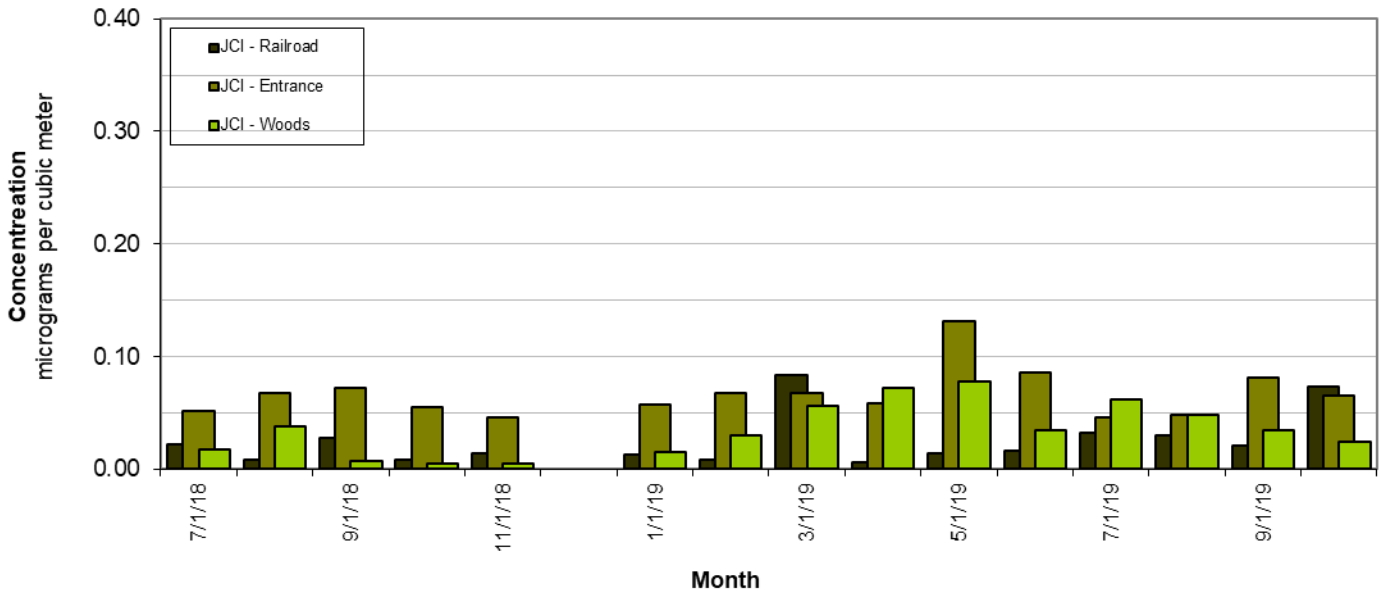


**Johnson Control Florence Recycling Facility**  
24 Hour Average Lead concentration



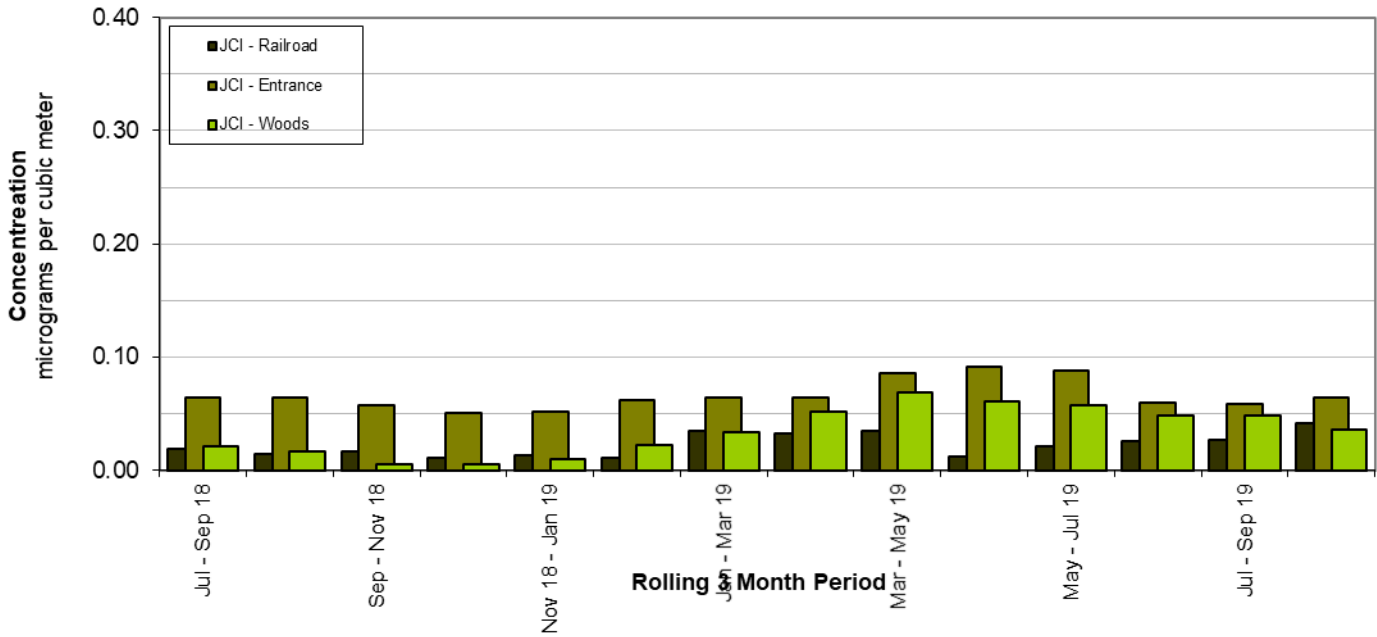
Level of the standard	0.15 µg/M3		
<b>Individual Daily Lead Data</b>			
	<b>Concentration(µg/M3)</b>		
	<b>041-8001-1</b>	<b>041-8002-1</b>	<b>041-8003-1</b>
<b>Sample Date</b>	<b>JCI - Railroad</b>	<b>JCI - Entrance</b>	<b>JCI - Woods</b>
08/01/19	0.031	0.05	0.015
08/04/19	0.009	0.039	
08/07/19	0.003	0.061	0.222
08/10/19	0.025	0.033	
08/13/19	0.007	0.054	0.082
08/16/19	0.006	0.068	0.026
08/19/19	0.002	0.035	0.045
08/22/19	0.003	0.027	0.042
08/25/19	0.173	0.012	0.003
08/28/19	0.022	0.042	0.001
08/31/19	0.045	0.108	0.001
09/03/19			0
09/06/19	0.006	0.035	0.106
09/09/19	0.006	0.063	0.037
09/12/19	0.004	0.133	0.012
09/15/19	0.07		0.002
09/18/19		0.024	
09/21/19	0.032		0.039
09/24/19		0.098	
09/27/19	0.005		0.046
09/30/19		0.133	
10/03/19	0.007		0.152
10/06/19		0.062	
10/09/19	0.165		0.002
10/12/19		0.032	
10/15/19	0.198		0.012
10/18/19	0.036	0.19	0.003
10/21/19	0.025	0.05	0.001
10/24/19	0.121	0.028	0.001
10/27/19	0.002	0.041	
10/30/19	0.037	0.052	0.002

**Johnson Control Florence Recycling Facility**  
**Monthly Average Lead Concentration**



Level of the standard		0.15 $\mu\text{g}/\text{M}^3$		
<b>Monthly Average Lead Data</b>				
<u>Concentration(<math>\mu\text{g}/\text{M}^3</math>)</u>				
	041-8001-1	041-8002-1	041-8003-1	
<u>Month</u>	JCI - Railroad	JCI - Entrance	JCI - Woods	
Jul-18	0.022	0.052	0.018	
Aug-18	0.009	0.067	0.038	
Sep-18	0.028	0.072	0.007	
Oct-18	0.008	0.055	0.006	
Nov-18	0.015	0.046	0.005	
Dec-18				
Jan-19	0.013	0.057	0.016	
Feb-19	0.009	0.068	0.030	
Mar-19	0.084	0.067	0.056	
Apr-19	0.007	0.058	0.072	
May-19	0.014	0.132	0.078	
Jun-19	0.016	0.086	0.034	
Jul-19	0.032	0.046	0.061	
Aug-19	0.030	0.048	0.049	
Sep-19	0.021	0.081	0.035	
Oct-19	0.074	0.065	0.025	

**Johnson Control Florence Recycling Facility**  
Three Month Average Lead Concentration



Level of the standard		0.15 $\mu\text{g}/\text{M}^3$		
<b>Three Month Average Lead Data</b>				
<u>Concentration(<math>\mu\text{g}/\text{M}^3</math>)</u>				
	041-8001-1	041-8002-1	041-8003-1	
<u>Month Range</u>	JCI - Railroad	JCI - Entrance	JCI - Woods	
Jul - Sep 18	0.019	0.064	0.021	
Aug - Oct 18	0.015	0.065	0.017	
Sep - Nov 18	0.017	0.058	0.006	
Oct - Dec 18	0.011	0.050	0.005	
Nov 18 - Jan 19	0.014	0.052	0.010	
Dec 18 - Feb 19	0.011	0.063	0.023	
Jan - Mar 19	0.035	0.064	0.034	
Feb - Apr 19	0.033	0.065	0.052	
Mar - May 19	0.035	0.086	0.068	
Apr - Jun 19	0.012	0.092	0.061	
May - Jul 19	0.021	0.088	0.058	
Jun - Aug 19	0.026	0.060	0.048	
Jul - Sep 19	0.027	0.058	0.048	
Aug - Oct 19	0.041	0.065	0.036	