

# Air Monitoring Summary Tables

This table summarizes monitoring data collected using DHEC monitors and EPA's Viper wireless remote monitoring system.

**Project Name:** H<sub>2</sub>S in South Carolina



**From:** 10/1/22  
12:00 AM

**To:** 10/1/22  
11:59 PM

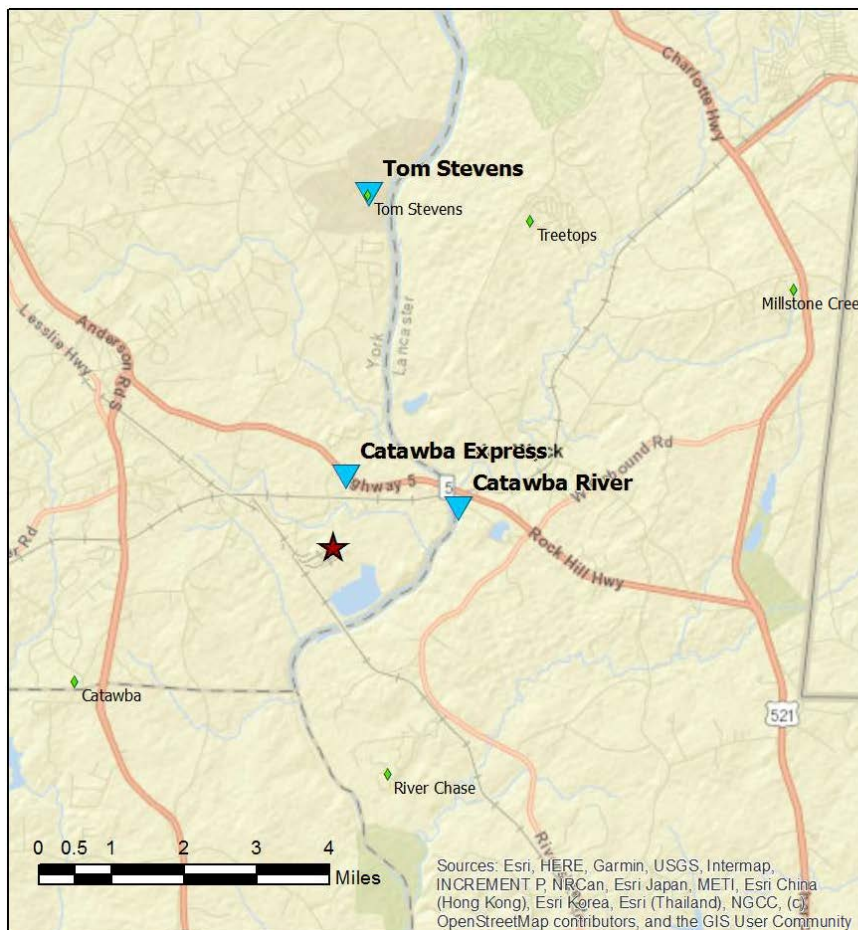
Catawba River							
Instrument	Analyte	ATSDR MRL Exceedance?	Number of Readings	Number of Detections	Concentration Range	Period Average	ATSDR MRL
SPM Flex 3	H <sub>2</sub> S	No	2880	569	0 - 5 ppb	0.43 ppb	70 ppb

Catawba Express							
Instrument	Analyte	ATSDR MRL Exceedance?	Number of Readings	Number of Detections	Concentration Range	Period Average	ATSDR MRL
SPM Flex 2	H <sub>2</sub> S	No	2881	0	0 - 0 ppb	0 ppb	70 ppb

**Notes:**

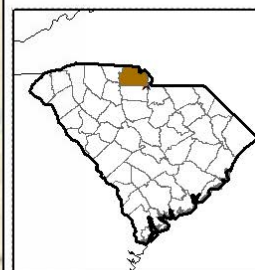
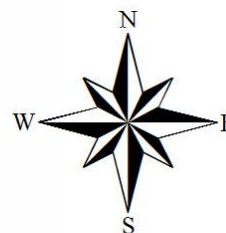
Hydrogen sulfide concentrations presented in this data summary table are converted from parts per million, the instrument readout units, to parts per billion. The SPM FLEX Minimum Detectable Limit (MDL) is 1 ppb of Hydrogen Sulfide.

- ATSDR MRL Agency for Toxic Substances and Disease Registry Minimal Risk Level - Acute Exposure (<14 days)
- H<sub>2</sub>S Hydrogen Sulfide
- hr Hour
- ppb Parts per billion
- MRL Exceedance Defines if the 24-hr TWA exceeded the MRL at any time during the period of this report
- SPM Single Point Monitor
- TWA Time Weighted Average



**Legend**

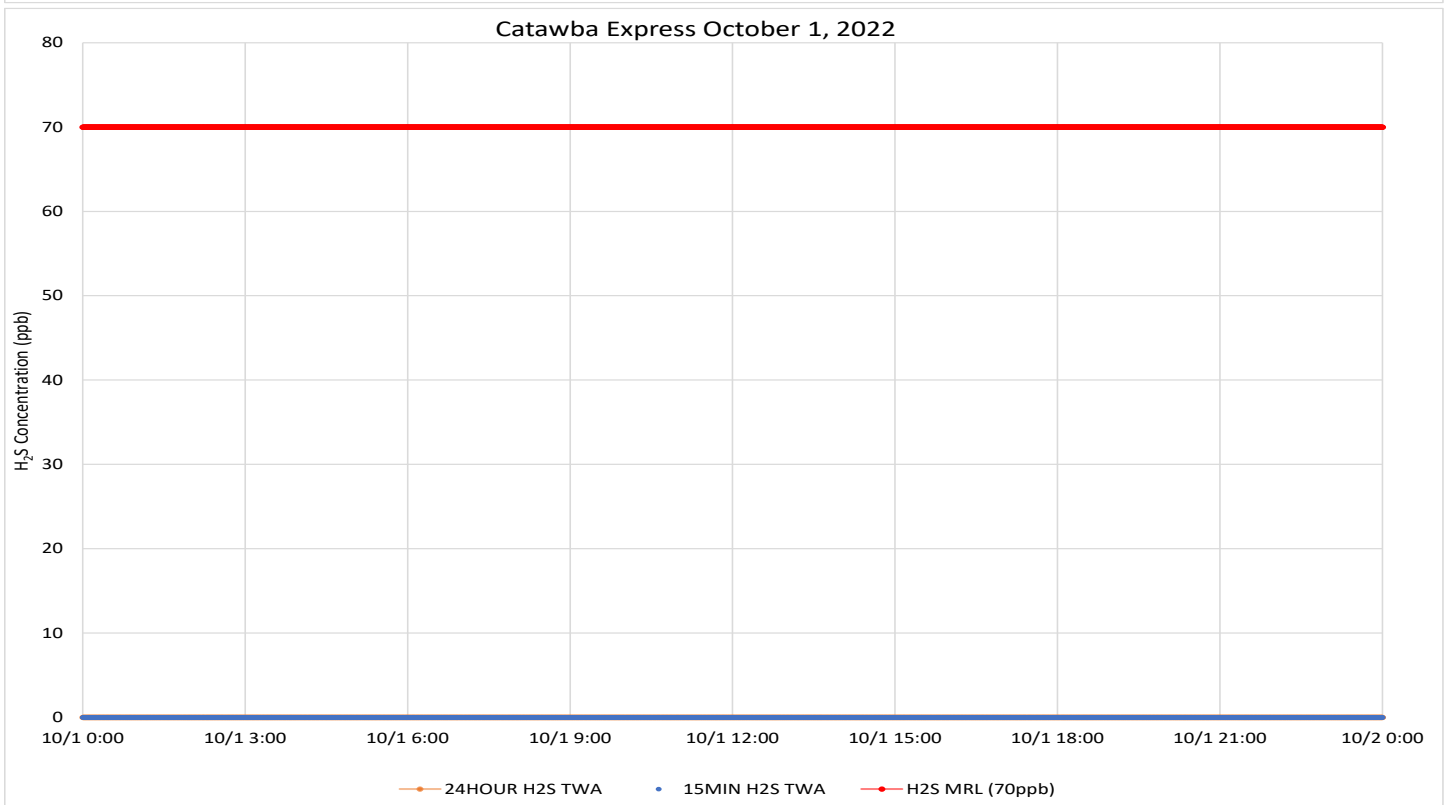
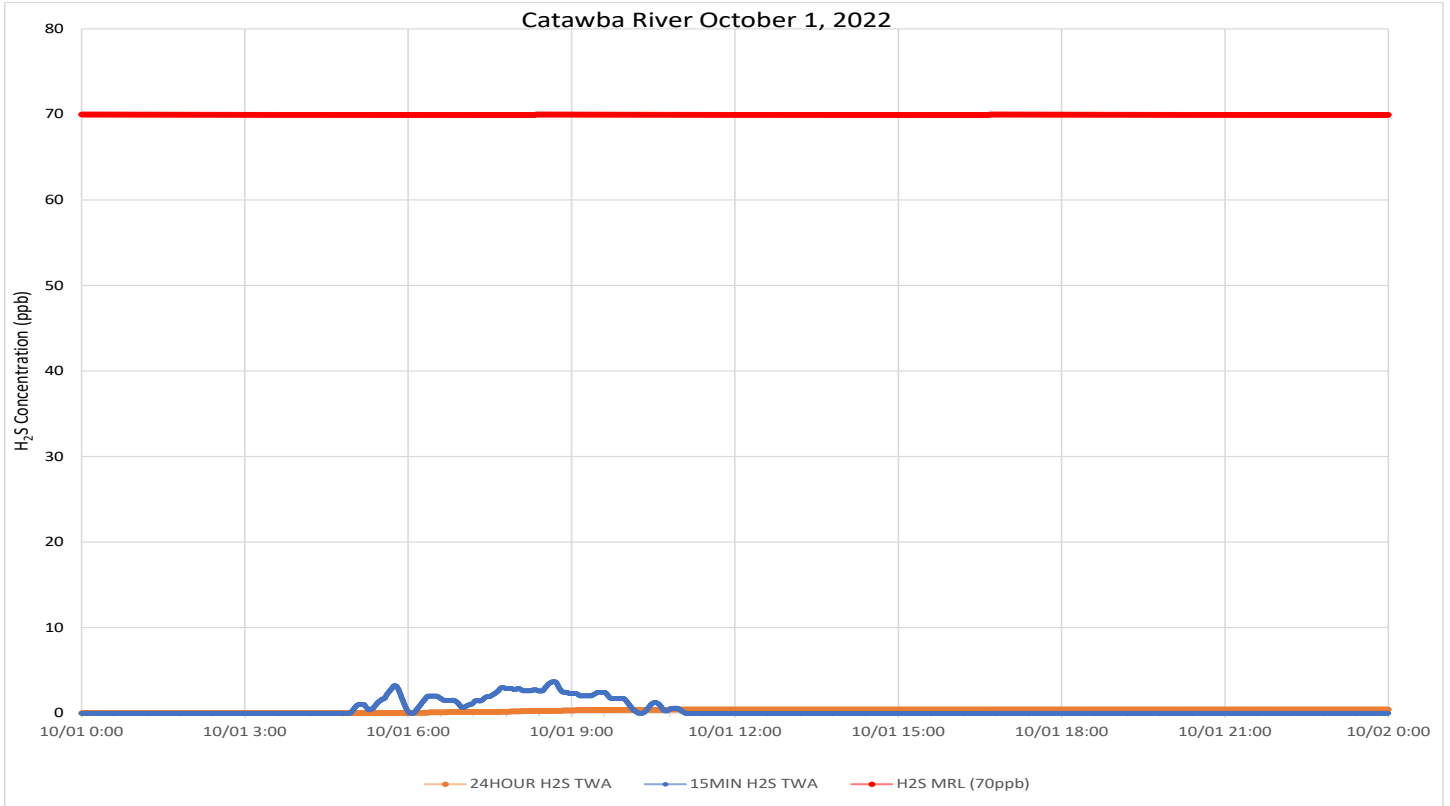
- ★ New Indy Containerboard
- ◆ NI Offsite Monitor
- ▼ DHEC Monitor



# H<sub>2</sub>S in South Carolina

## Hydrogen Sulfide 15-min and 24-hr Time Weighted Average Graphs

Winds were from the northwest during the early morning hours, shifting to coming more from the west in the morning, then back through the northwest, ending the period coming from the north to north northeast.



Notes: Time is Eastern Daylight Time H<sub>2</sub>S – Hydrogen Sulfide MRL – Minimal Risk Level ppb – Parts per billion

# Air Monitoring Summary Tables

This table summarizes monitoring data collected using DHEC monitors and EPA's Viper wireless remote monitoring system.

**Project Name:** H<sub>2</sub>S in South Carolina



**From:** 10/2/22  
12:00 AM

**To:** 10/2/22  
11:59 PM

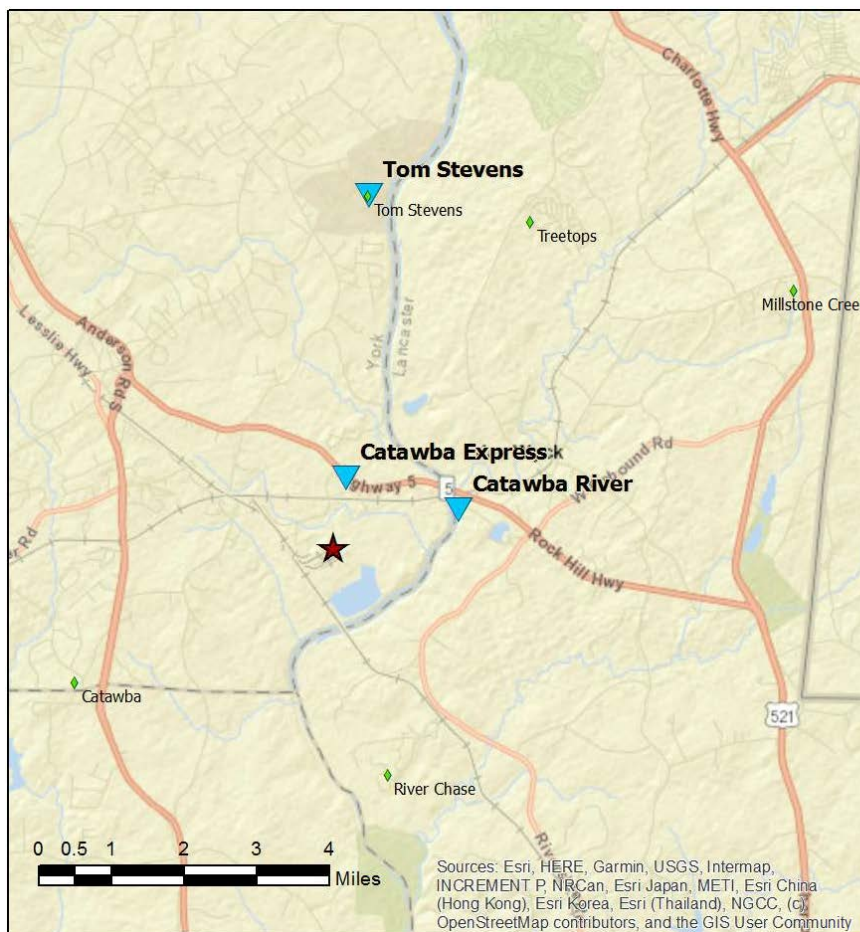
Catawba River							
Instrument	Analyte	ATSDR MRL Exceedance?	Number of Readings	Number of Detections	Concentration Range	Period Average	ATSDR MRL
SPM Flex 3	H <sub>2</sub> S	No	2880	235	0 - 2 ppb	0.09 ppb	70 ppb

Catawba Express							
Instrument	Analyte	ATSDR MRL Exceedance?	Number of Readings	Number of Detections	Concentration Range	Period Average	ATSDR MRL
SPM Flex 2	H <sub>2</sub> S	No	2879	0	0 - 0 ppb	0 ppb	70 ppb

**Notes:**

Hydrogen sulfide concentrations presented in this data summary table are converted from parts per million, the instrument readout units, to parts per billion. The SPM FLEX Minimum Detectable Limit (MDL) is 1 ppb of Hydrogen Sulfide.

- ATSDR MRL Agency for Toxic Substances and Disease Registry Minimal Risk Level - Acute Exposure (<14 days)
- H<sub>2</sub>S Hydrogen Sulfide
- hr Hour
- ppb Parts per billion
- MRL Exceedance Defines if the 24-hr TWA exceeded the MRL at any time during the period of this report
- SPM Single Point Monitor
- TWA Time Weighted Average



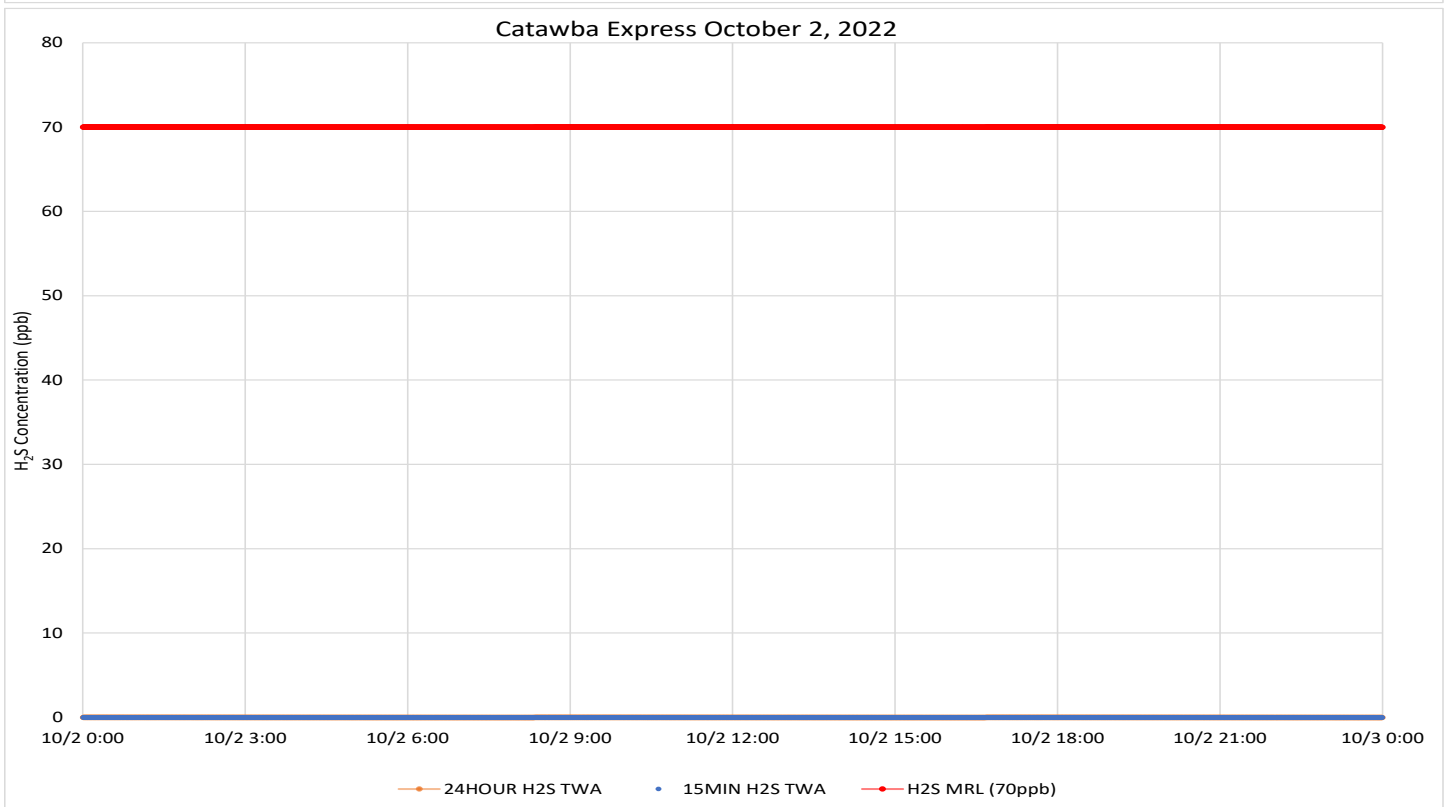
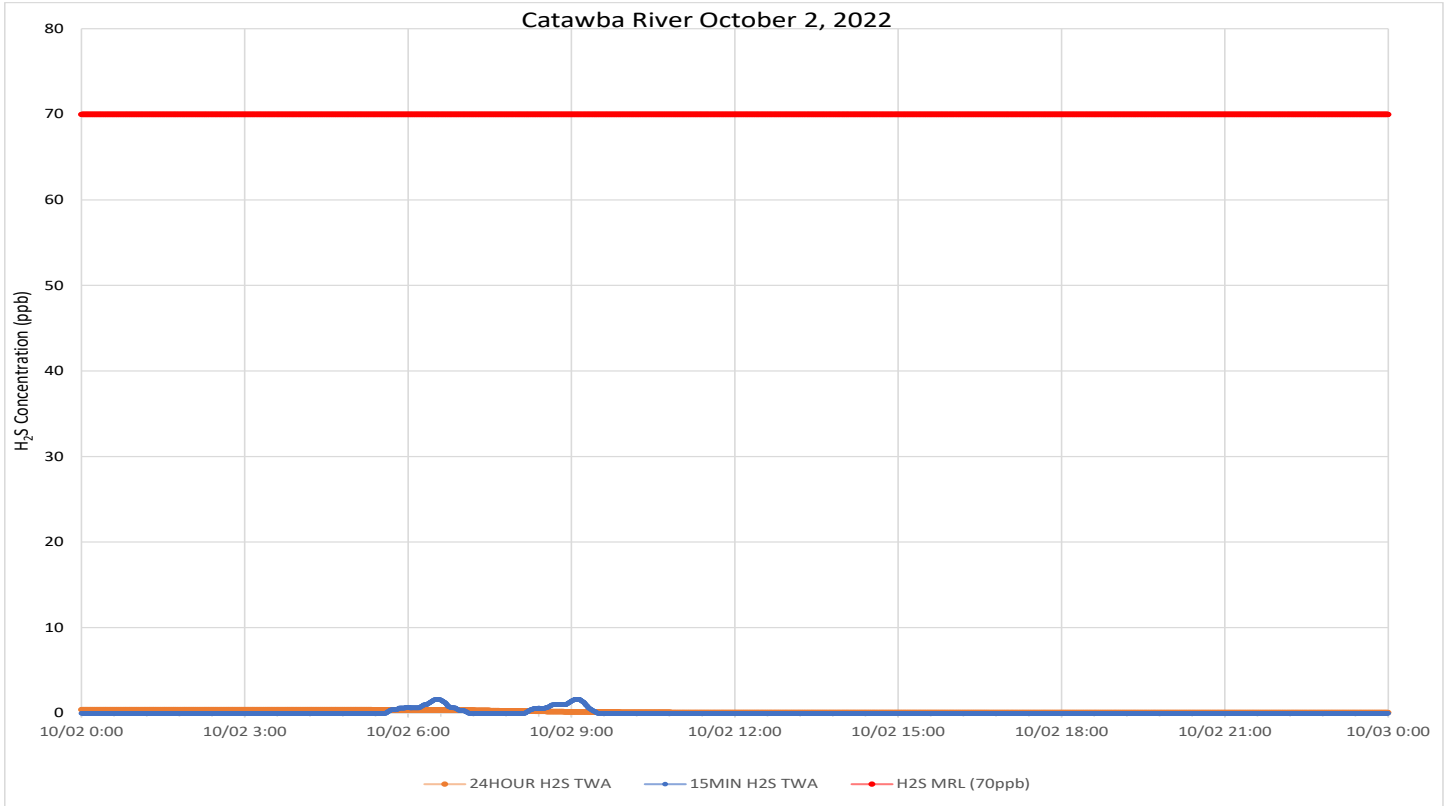
**Legend**

- ★ New Indy Containerboard
- ◆ NI Offsite Monitor
- ▼ DHEC Monitor

# H<sub>2</sub>S in South Carolina

## Hydrogen Sulfide 15-min and 24-hr Time Weighted Average Graphs

Winds were light to calm before dawn. Winds were generally from the north to northeast during this period, but a short interval of southwest winds was recorded about daybreak. .



Notes: Time is Eastern Daylight Time H<sub>2</sub>S – Hydrogen Sulfide MRL – Minimal Risk Level ppb – Parts per billion



# Air Monitoring Summary Tables

This table summarizes monitoring data collected using DHEC monitors and EPA's Viper wireless remote monitoring system.

**Project Name:** H<sub>2</sub>S in South Carolina



**From:** 10/3/22  
12:00 AM

**To:** 10/3/22  
11:59 PM

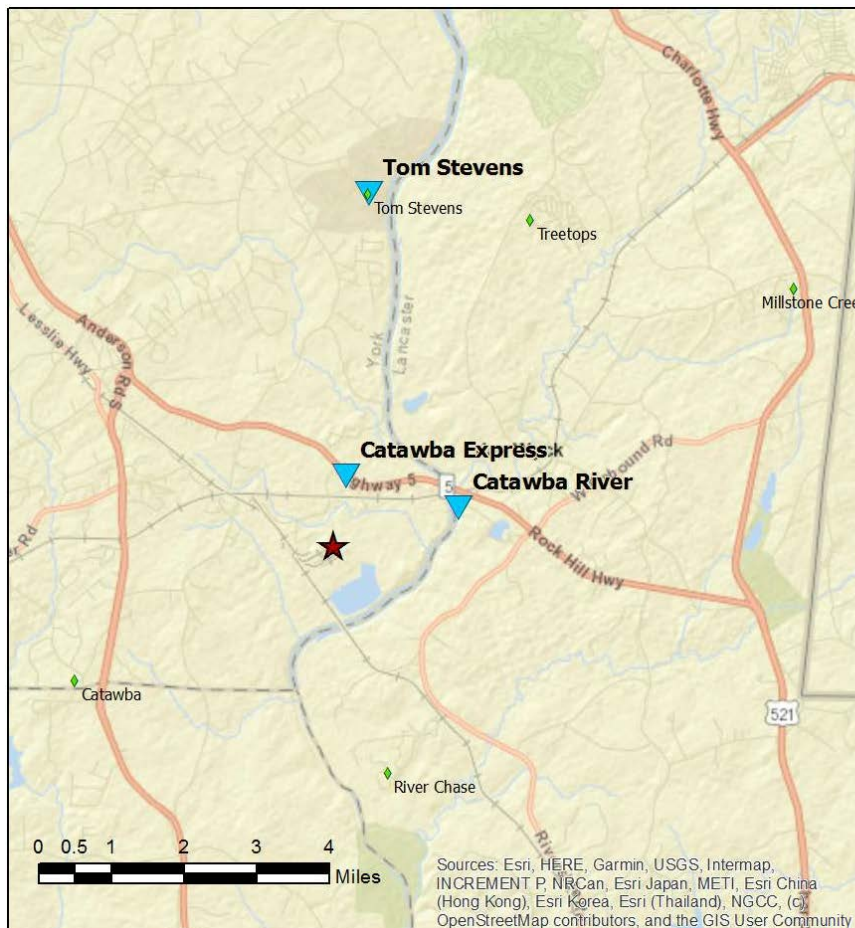
Catawba River							
Instrument	Analyte	ATSDR MRL Exceedance?	Number of Readings	Number of Detections	Concentration Range	Period Average	ATSDR MRL
SPM Flex 3	H2S	No	2880	0	0 - 0 ppb	0 ppb	70 ppb

Catawba Express							
Instrument	Analyte	ATSDR MRL Exceedance?	Number of Readings	Number of Detections	Concentration Range	Period Average	ATSDR MRL
SPM Flex 2	H2S	No	2881	0	0 - 0 ppb	0 ppb	70 ppb

**Notes:**

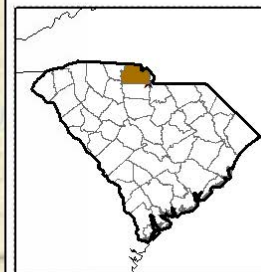
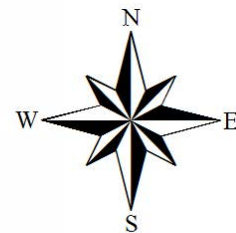
Hydrogen sulfide concentrations presented in this data summary table are converted from parts per million, the instrument readout units, to parts per billion. The SPM FLEX Minimum Detectable Limit (MDL) is 1 ppb of Hydrogen Sulfide.

- ATSDR MRL Agency for Toxic Substances and Disease Registry Minimal Risk Level - Acute Exposure (<14 days)
- H<sub>2</sub>S Hydrogen Sulfide
- hr Hour
- ppb Parts per billion
- MRL Exceedance Defines if the 24-hr TWA exceeded the MRL at any time during the period of this report
- SPM Single Point Monitor
- TWA Time Weighted Average



**Legend**

- ★ New Indy Containerboard
- ◆ NI Offsite Monitor
- ▲ DHEC Monitor

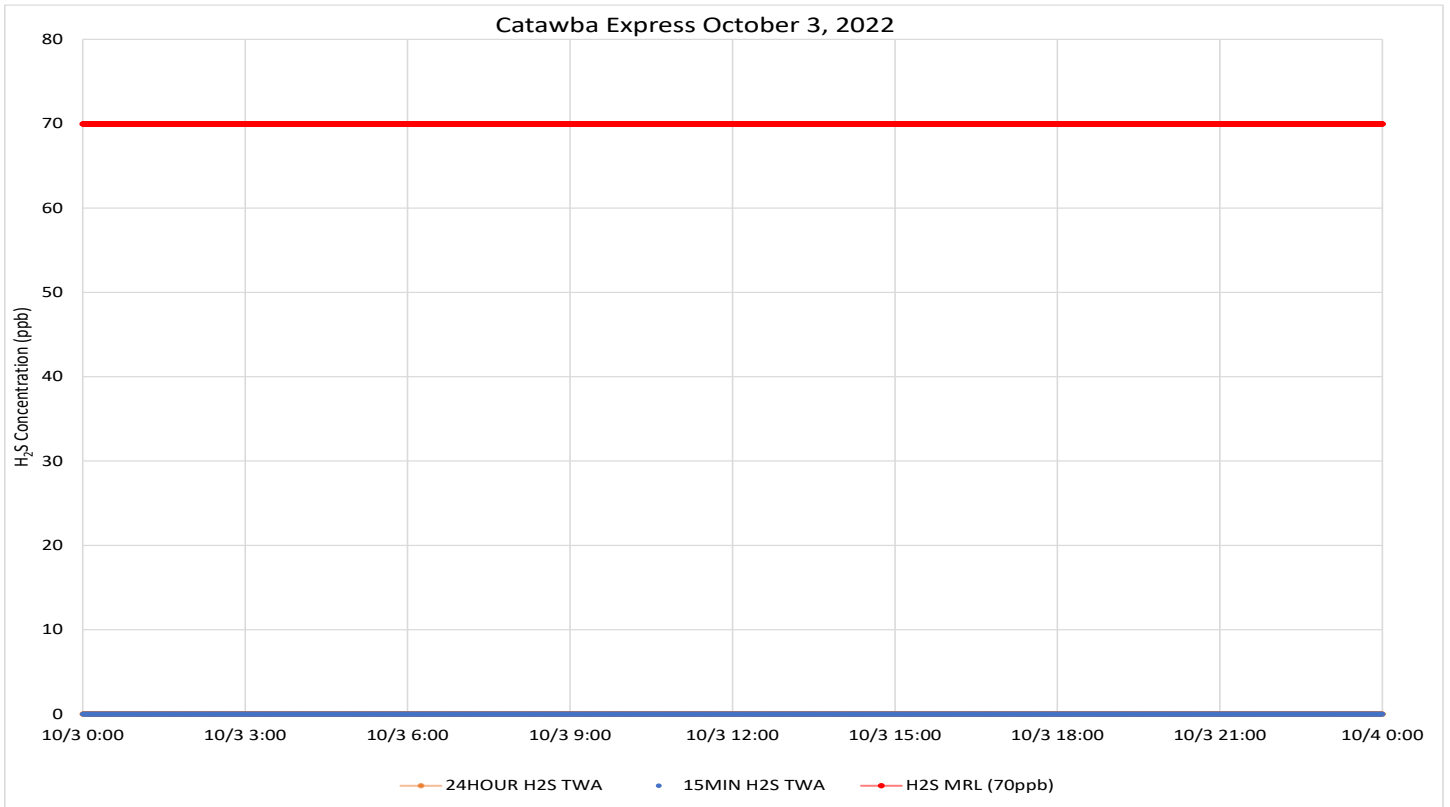
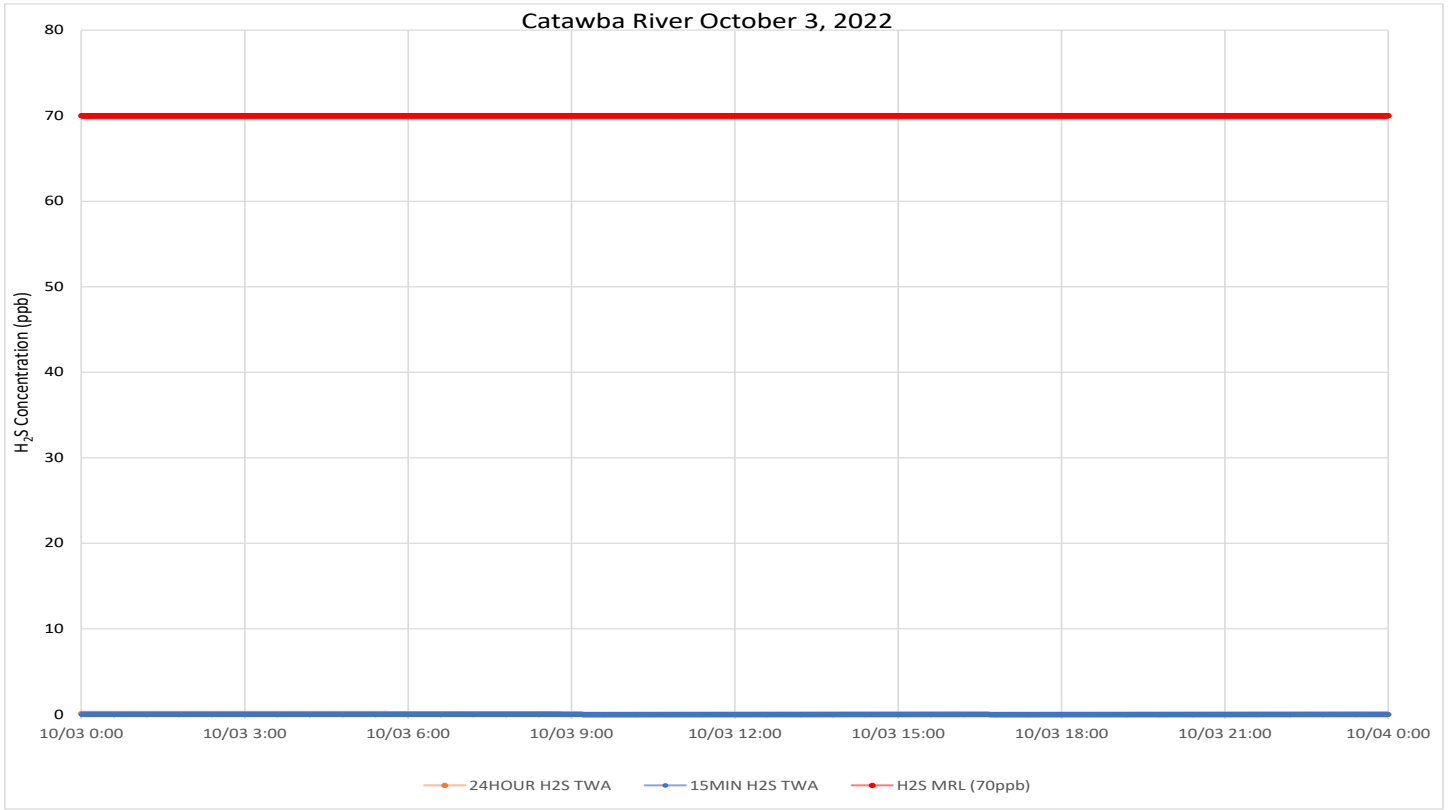


Sources: Esri, HERE, Garmin, USGS, Intermap, INCREMENT P, NRCan, Esri Japan, METI, Esri China (Hong Kong), Esri Korea, Esri (Thailand), NGCC, (c) OpenStreetMap contributors, and the GIS User Community

# H<sub>2</sub>S in South Carolina

## Hydrogen Sulfide 15-min and 24-hr Time Weighted Average Graphs

Winds were from the north to northeast during this period until the late evening, at which time they became calm.



Notes: Time is Eastern Daylight Time H<sub>2</sub>S – Hydrogen Sulfide MRL – Minimal Risk Level ppb – Parts per billion

# Air Monitoring Summary Tables

This table summarizes monitoring data collected using DHEC monitors and EPA's Viper wireless remote monitoring system.

**Project Name:** H<sub>2</sub>S in South Carolina



**From:** 10/4/22  
12:00 AM

**To:** 10/4/22  
11:59 PM

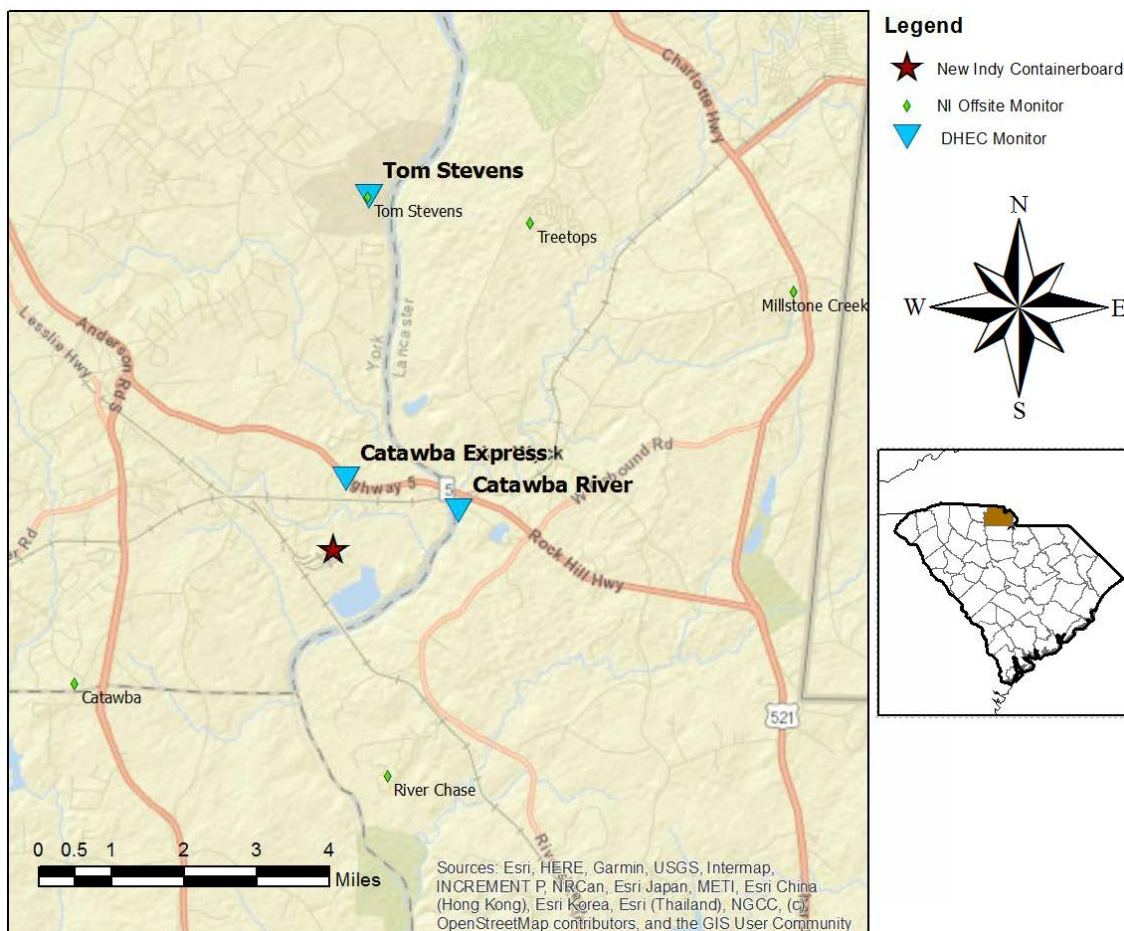
Catawba River							
Instrument	Analyte	ATSDR MRL Exceedance?	Number of Readings	Number of Detections	Concentration Range	Period Average	ATSDR MRL
SPM Flex 3	H <sub>2</sub> S	No	2880	303	0 - 7 ppb	0.38 ppb	70 ppb

Catawba Express							
Instrument	Analyte	ATSDR MRL Exceedance?	Number of Readings	Number of Detections	Concentration Range	Period Average	ATSDR MRL
SPM Flex 2	H <sub>2</sub> S	No	2880	68	0 - 6 ppb	0.08 ppb	70 ppb

**Notes:**

Hydrogen sulfide concentrations presented in this data summary table are converted from parts per million, the instrument readout units, to parts per billion. The SPM FLEX Minimum Detectable Limit (MDL) is 1 ppb of Hydrogen Sulfide.

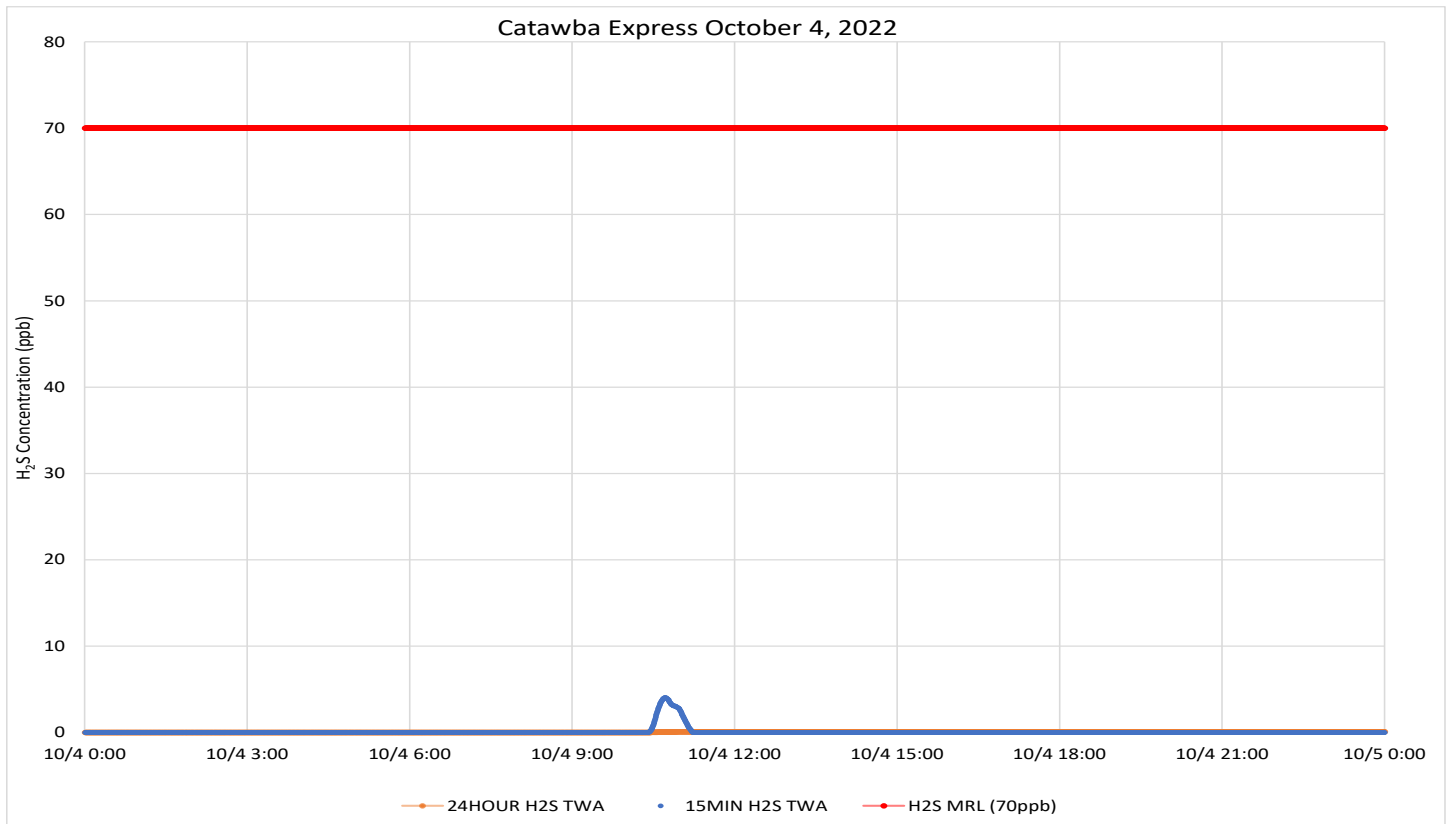
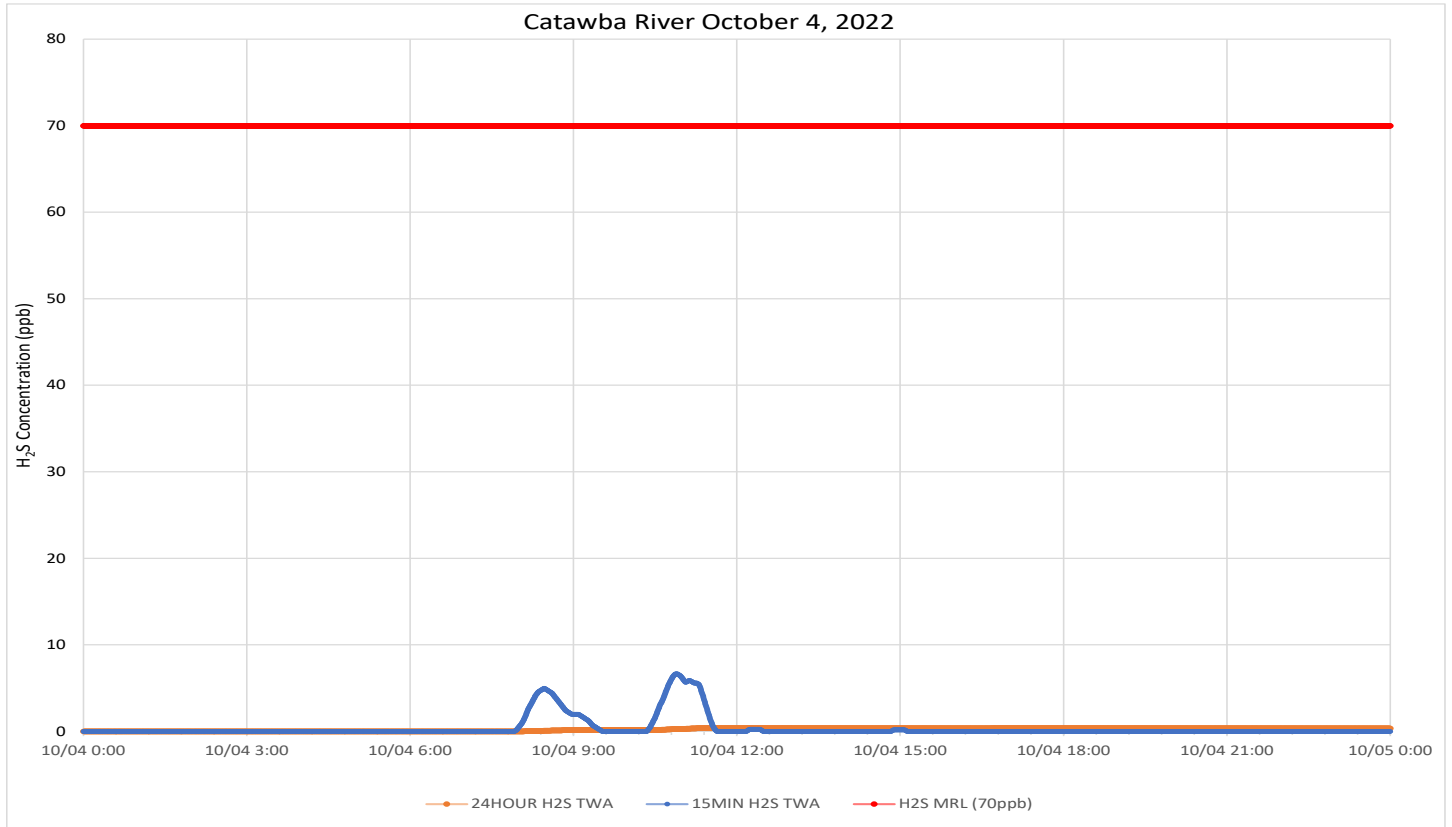
- ATSDR MRL Agency for Toxic Substances and Disease Registry Minimal Risk Level - Acute Exposure (<14 days)
- H<sub>2</sub>S Hydrogen Sulfide
- hr Hour
- ppb Parts per billion
- MRL Exceedance Defines if the 24-hr TWA exceeded the MRL at any time during the period of this report
- SPM Single Point Monitor
- TWA Time Weighted Average



# H<sub>2</sub>S in South Carolina

## Hydrogen Sulfide 15-min and 24-hr Time Weighted Average Graphs

Winds were calm before sunrise and initially from the west, shifting to from the north by the end of the period.



Notes: Time is Eastern Daylight Time H<sub>2</sub>S – Hydrogen Sulfide MRL – Minimal Risk Level ppb – Parts per billion



# Air Monitoring Summary Tables

This table summarizes monitoring data collected using DHEC monitors and EPA's Viper wireless remote monitoring system.

**Project Name:** H<sub>2</sub>S in South Carolina



**From:** 10/5/22  
12:00 AM

**To:** 10/5/22  
11:59 PM

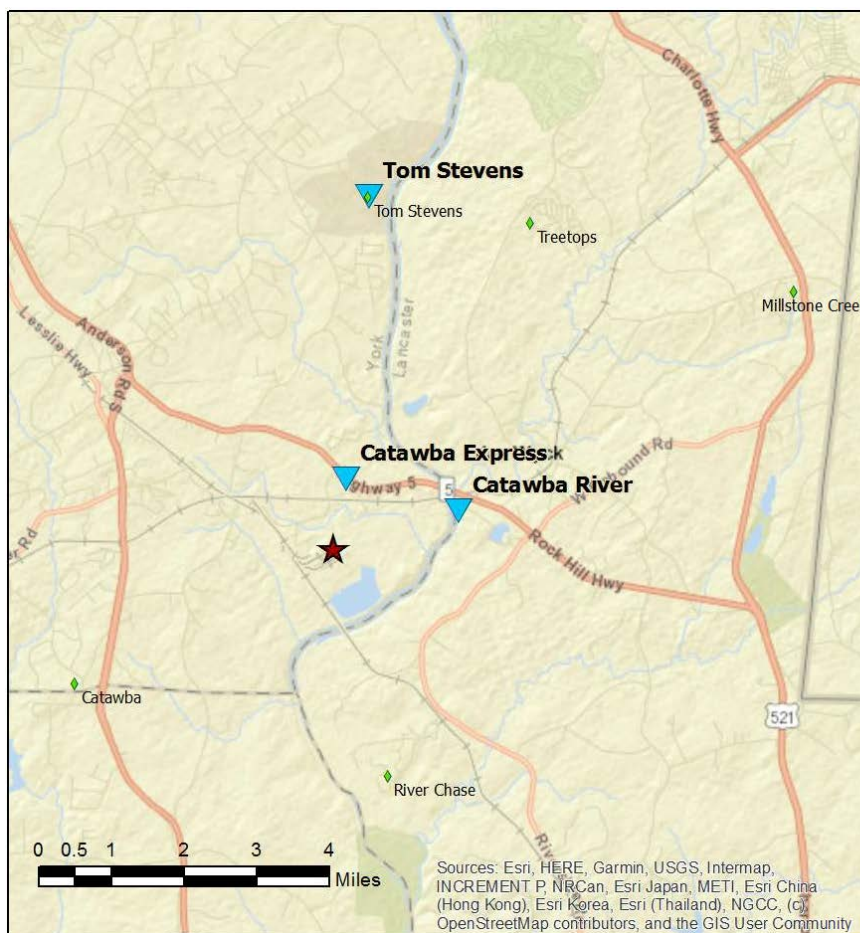
Catawba River							
Instrument	Analyte	ATSDR MRL Exceedance?	Number of Readings	Number of Detections	Concentration Range	Period Average	ATSDR MRL
SPM Flex 3	H <sub>2</sub> S	No	2880	78	0 - 1 ppb	0.03 ppb	70 ppb

Catawba Express							
Instrument	Analyte	ATSDR MRL Exceedance?	Number of Readings	Number of Detections	Concentration Range	Period Average	ATSDR MRL
SPM Flex 2	H <sub>2</sub> S	No	2880	335	0 - 3 ppb	0.16 ppb	70 ppb

**Notes:**

Hydrogen sulfide concentrations presented in this data summary table are converted from parts per million, the instrument readout units, to parts per billion. The SPM FLEX Minimum Detectable Limit (MDL) is 1 ppb of Hydrogen Sulfide.

- ATSDR MRL Agency for Toxic Substances and Disease Registry Minimal Risk Level - Acute Exposure (<14 days)
- H<sub>2</sub>S Hydrogen Sulfide
- hr Hour
- ppb Parts per billion
- MRL Exceedance Defines if the 24-hr TWA exceeded the MRL at any time during the period of this report
- SPM Single Point Monitor
- TWA Time Weighted Average



**Legend**

- ★ New Indy Containerboard
- ◆ NI Offsite Monitor
- ▼ DHEC Monitor

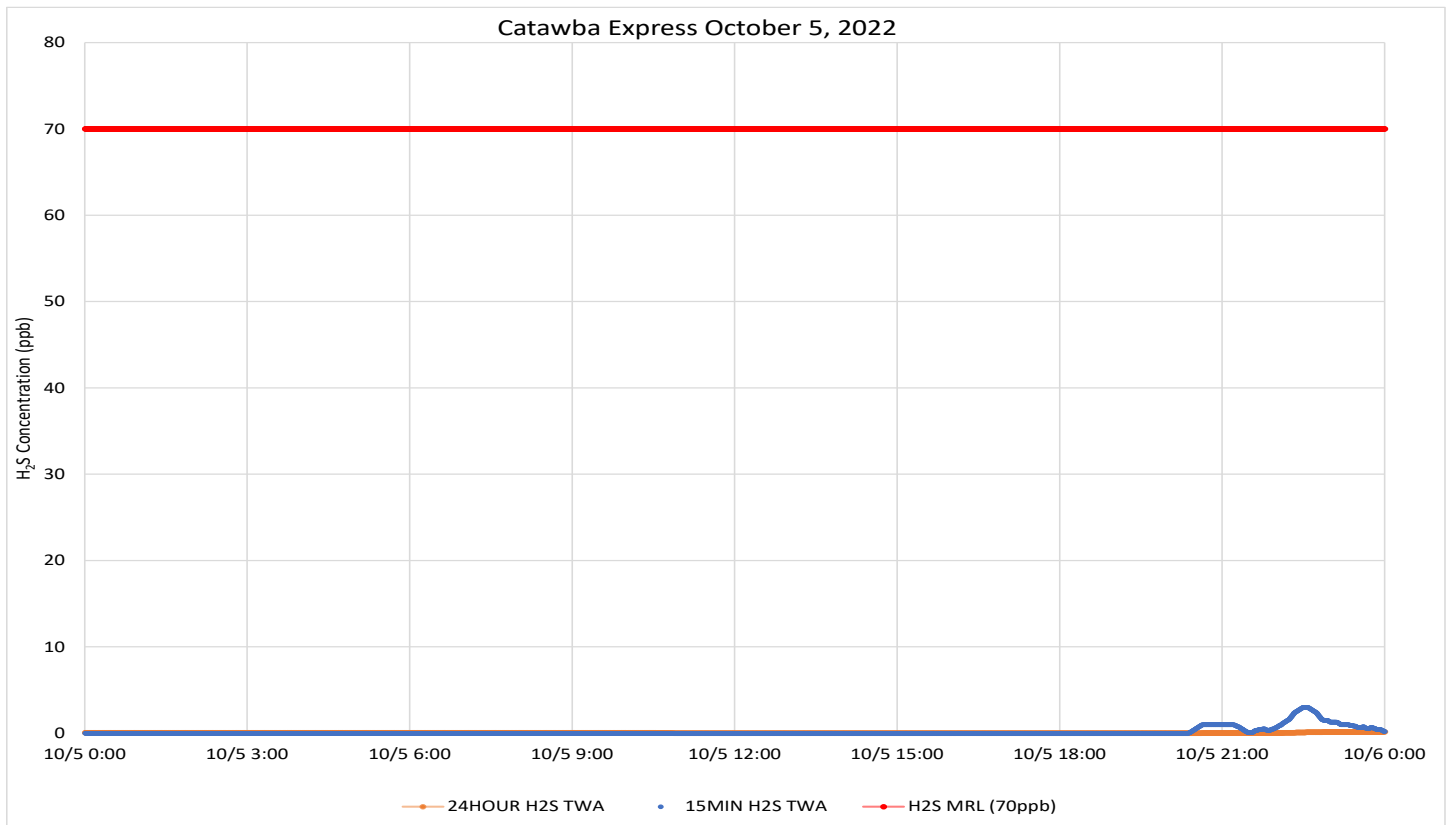
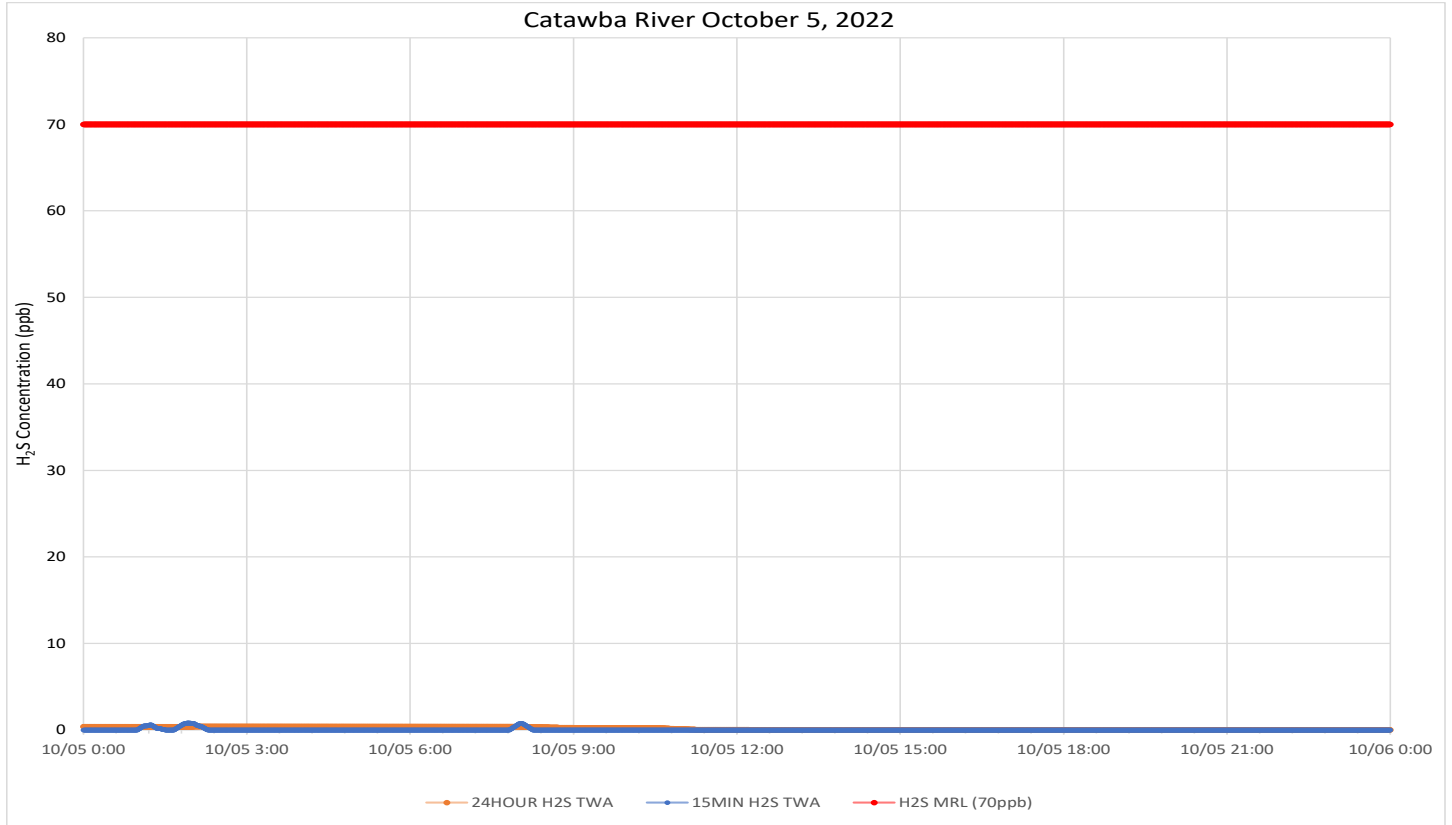
Sources: Esri, HERE, Garmin, USGS, Intermap, INCREMENT P, NRCan, Esri Japan, METI, Esri China (Hong Kong), Esri Korea, Esri (Thailand), NGCC, (c) OpenStreetMap contributors, and the GIS User Community



# H<sub>2</sub>S in South Carolina

## Hydrogen Sulfide 15-min and 24-hr Time Weighted Average Graphs

Winds were light and variable to calm before sunrise and thereafter light from the northwest to north northeast until sundown. After sundown, winds were calm.



Notes: Time is Eastern Daylight Time H<sub>2</sub>S – Hydrogen Sulfide MRL – Minimal Risk Level ppb – Parts per billion

# Air Monitoring Summary Tables

This table summarizes monitoring data collected using DHEC monitors and EPA's Viper wireless remote monitoring system.

**Project Name:** H<sub>2</sub>S in South Carolina



**From:** 10/6/22  
12:00 AM

**To:** 10/6/22  
11:59 PM

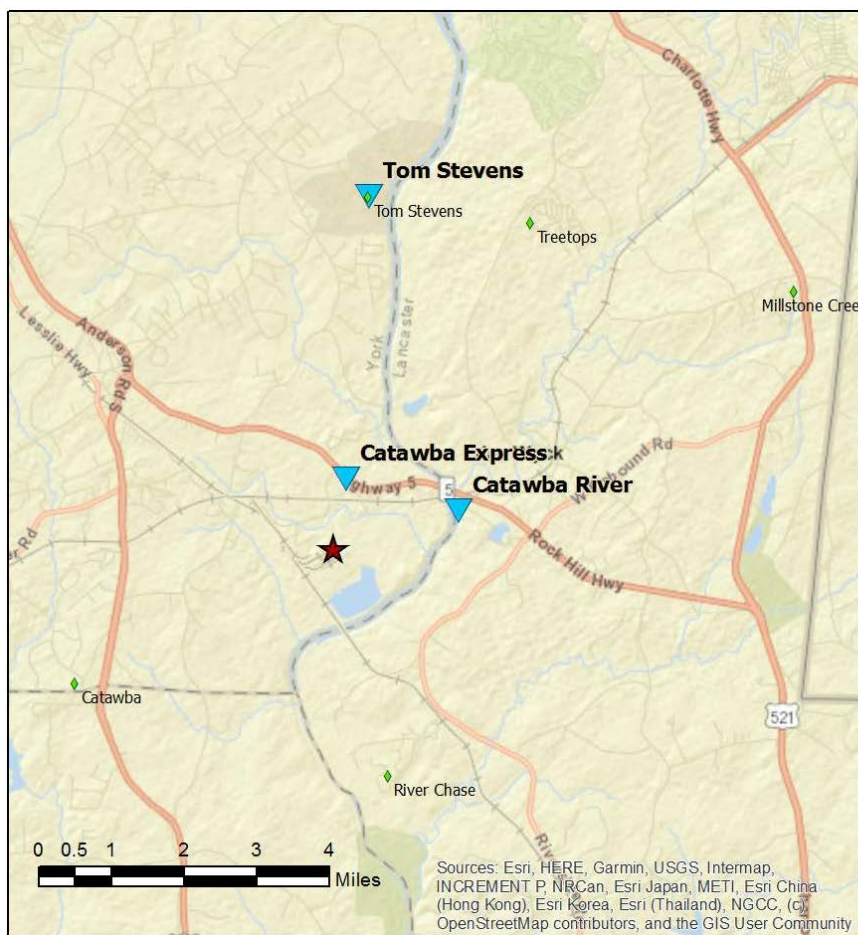
Catawba River							
Instrument	Analyte	ATSDR MRL Exceedance?	Number of Readings	Number of Detections	Concentration Range	Period Average	ATSDR MRL
SPM Flex 3	H <sub>2</sub> S	No	2880	476	0 - 3 ppb	0.32 ppb	70 ppb

Catawba Express							
Instrument	Analyte	ATSDR MRL Exceedance?	Number of Readings	Number of Detections	Concentration Range	Period Average	ATSDR MRL
SPM Flex 2	H <sub>2</sub> S	No	2880	453	0 - 5 ppb	0.22 ppb	70 ppb

**Notes:**

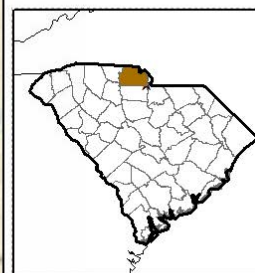
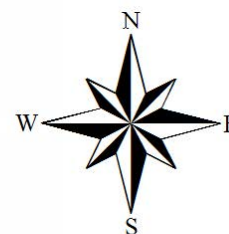
Hydrogen sulfide concentrations presented in this data summary table are converted from parts per million, the instrument readout units, to parts per billion. The SPM FLEX Minimum Detectable Limit (MDL) is 1 ppb of Hydrogen Sulfide.

- ATSDR MRL Agency for Toxic Substances and Disease Registry Minimal Risk Level - Acute Exposure (<14 days)
- H<sub>2</sub>S Hydrogen Sulfide
- hr Hour
- ppb Parts per billion
- MRL Exceedance Defines if the 24-hr TWA exceeded the MRL at any time during the period of this report
- SPM Single Point Monitor
- TWA Time Weighted Average



**Legend**

- ★ New Indy Containerboard
- ◆ NI Offsite Monitor
- ▲ DHEC Monitor

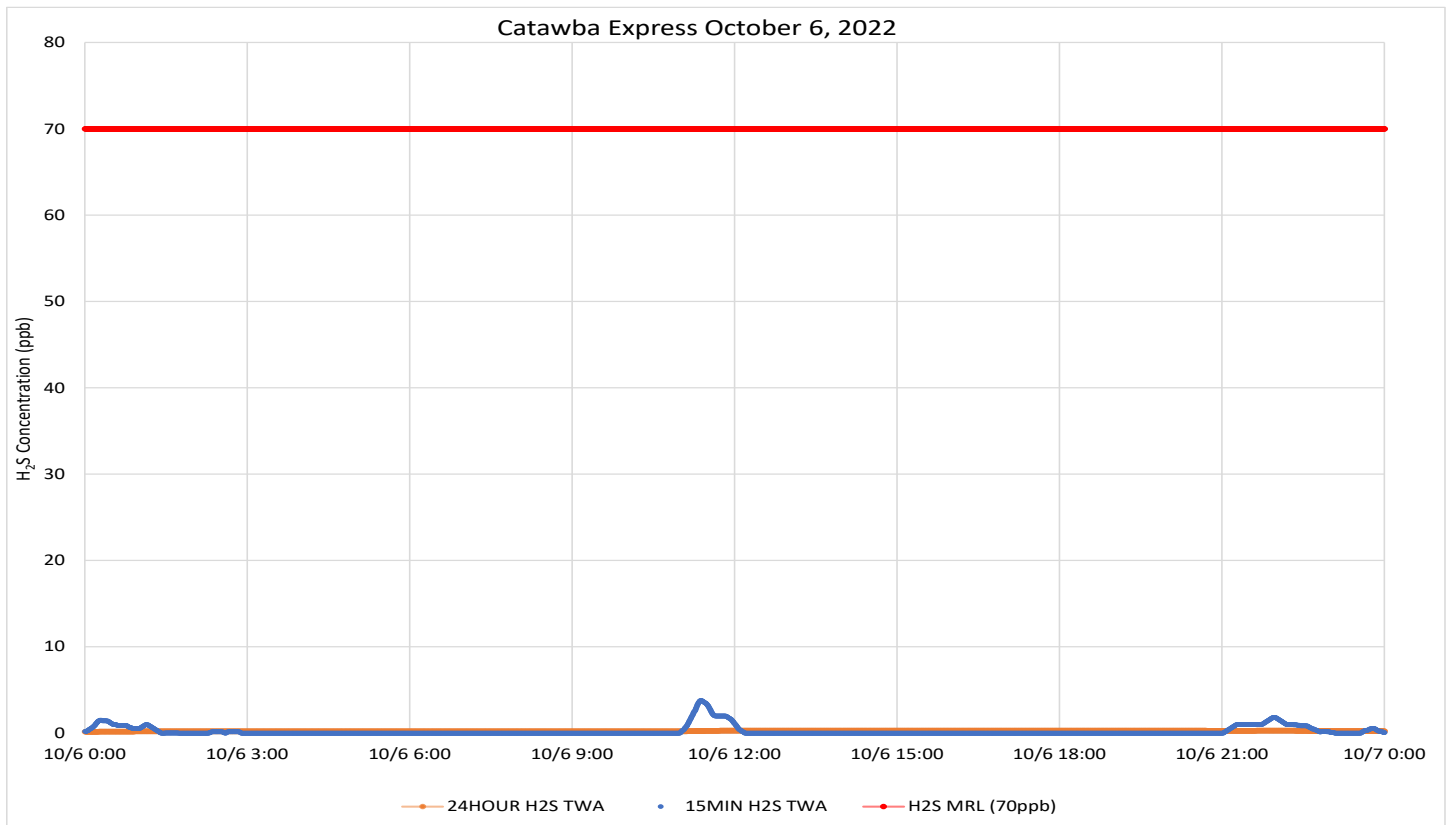
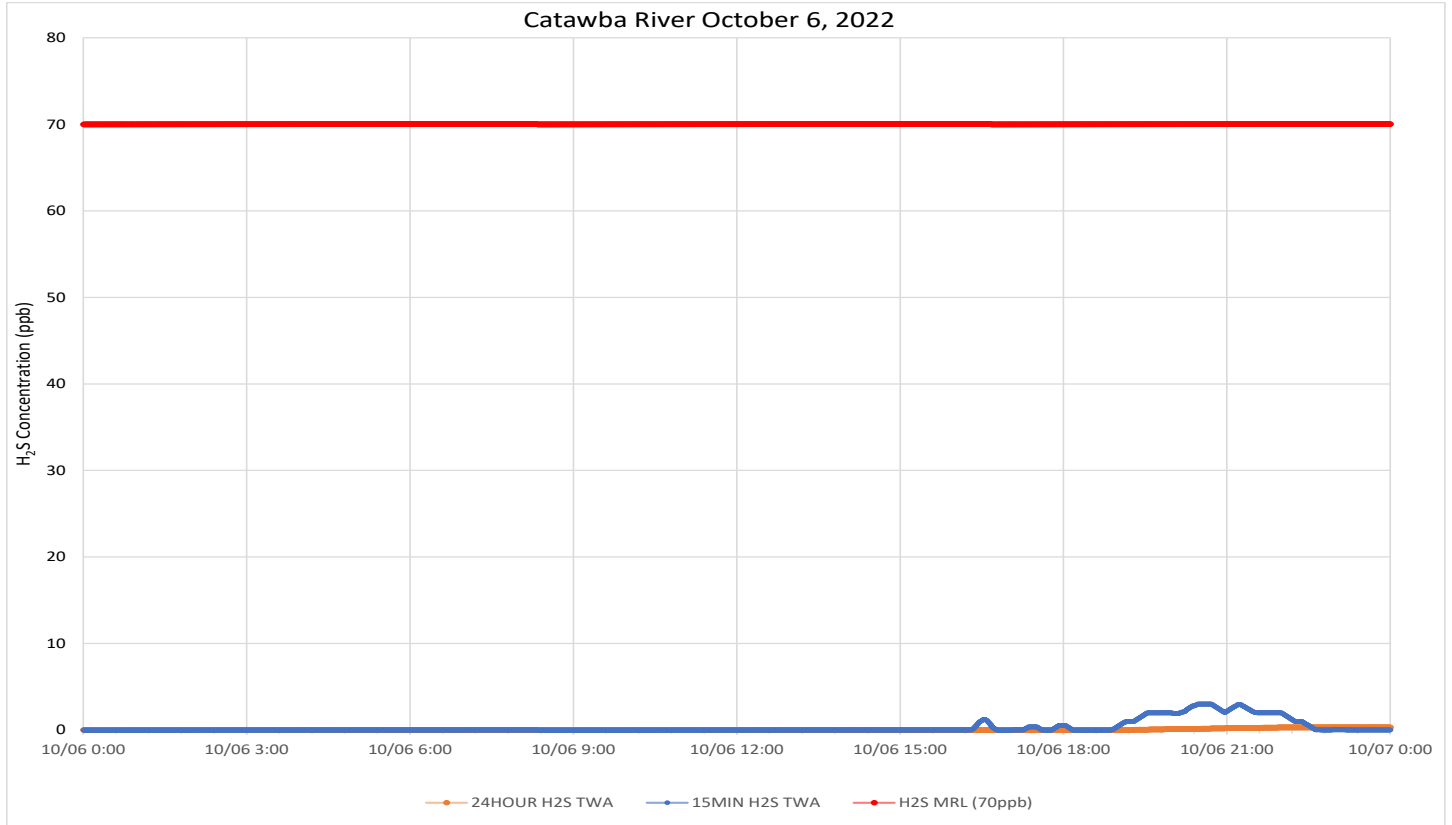


Sources: Esri, HERE, Garmin, USGS, Intermap, INCREMENT P, NRCan, Esri Japan, METI, Esri China (Hong Kong), Esri Korea, Esri (Thailand), NGCC, (C), OpenStreetMap contributors, and the GIS User Community

# H<sub>2</sub>S in South Carolina

## Hydrogen Sulfide 15-min and 24-hr Time Weighted Average Graphs

Winds were calm until midmorning, light and variable until late afternoon, and became calm again during the evening. When present during the day, winds were primarily from the south southwest to west.



Notes: Time is Eastern Daylight Time H<sub>2</sub>S – Hydrogen Sulfide MRL – Minimal Risk Level ppb – Parts per billion

# Air Monitoring Summary Tables

This table summarizes monitoring data collected using DHEC monitors and EPA's Viper wireless remote monitoring system.

**Project Name:** H<sub>2</sub>S in South Carolina



**From:** 10/7/22  
12:00 AM

**To:** 10/7/22  
11:59 PM

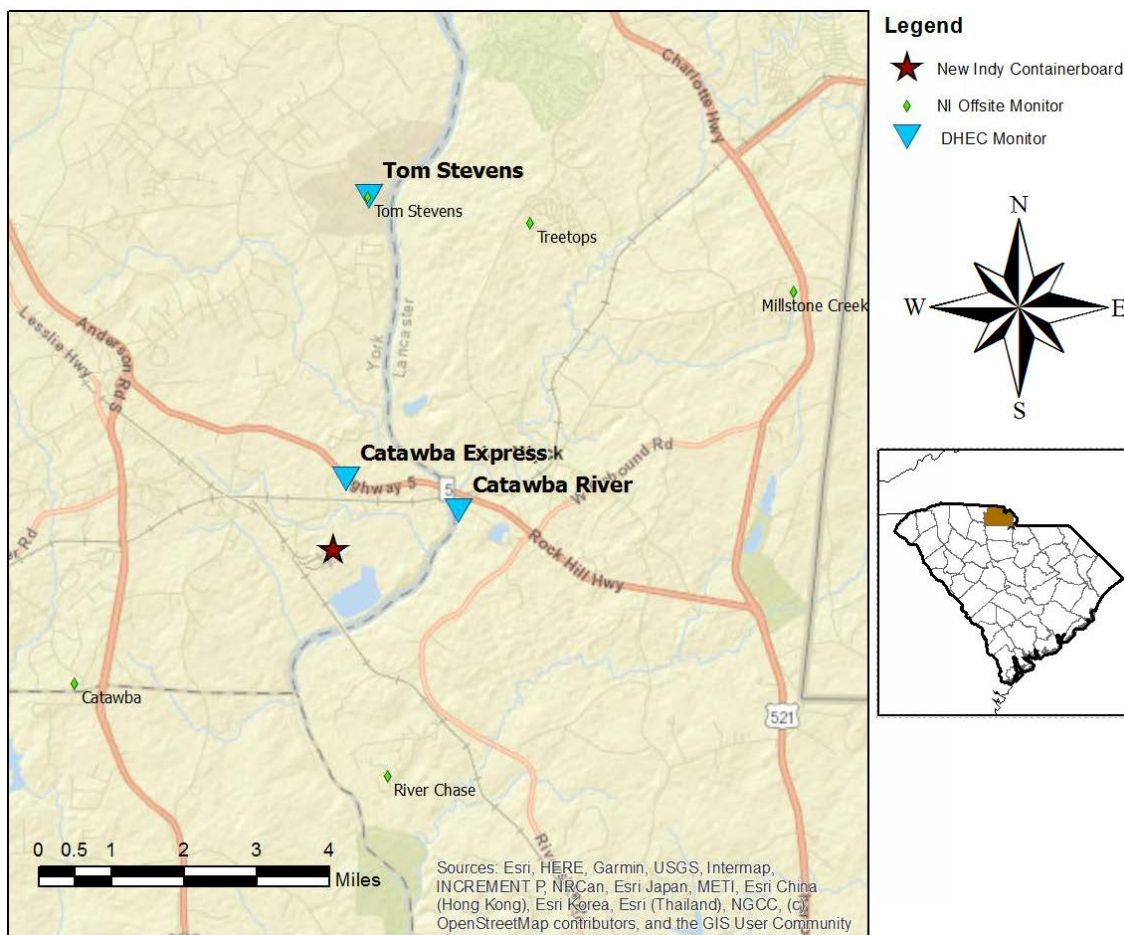
Catawba River							
Instrument	Analyte	ATSDR MRL Exceedance?	Number of Readings	Number of Detections	Concentration Range	Period Average	ATSDR MRL
SPM Flex 3	H <sub>2</sub> S	No	2880	590	0 - 4 ppb	0.42 ppb	70 ppb

Catawba Express							
Instrument	Analyte	ATSDR MRL Exceedance?	Number of Readings	Number of Detections	Concentration Range	Period Average	ATSDR MRL
SPM Flex 2	H <sub>2</sub> S	No	2879	627	0 - 6 ppb	0.4 ppb	70 ppb

**Notes:**

Hydrogen sulfide concentrations presented in this data summary table are converted from parts per million, the instrument readout units, to parts per billion. The SPM FLEX Minimum Detectable Limit (MDL) is 1 ppb of Hydrogen Sulfide.

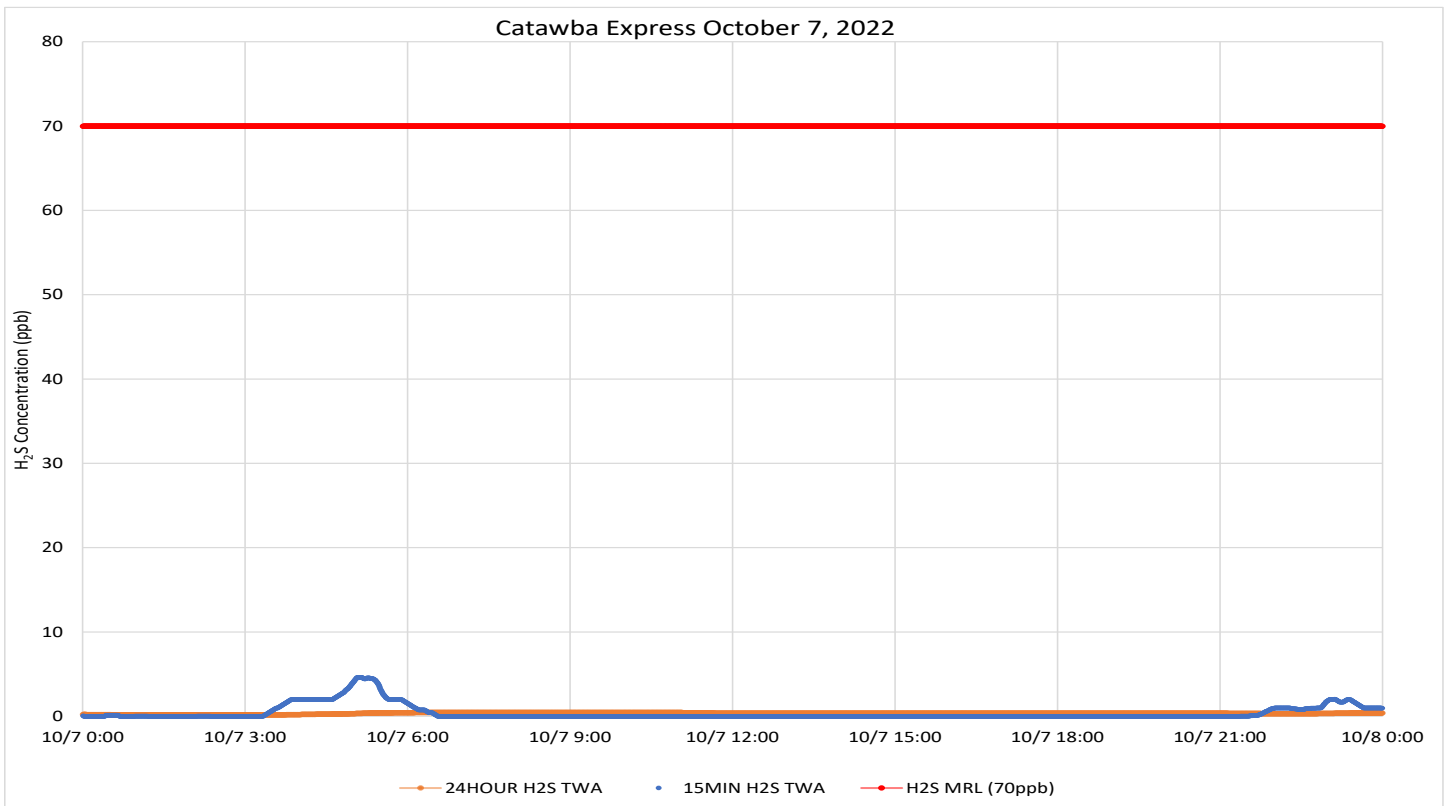
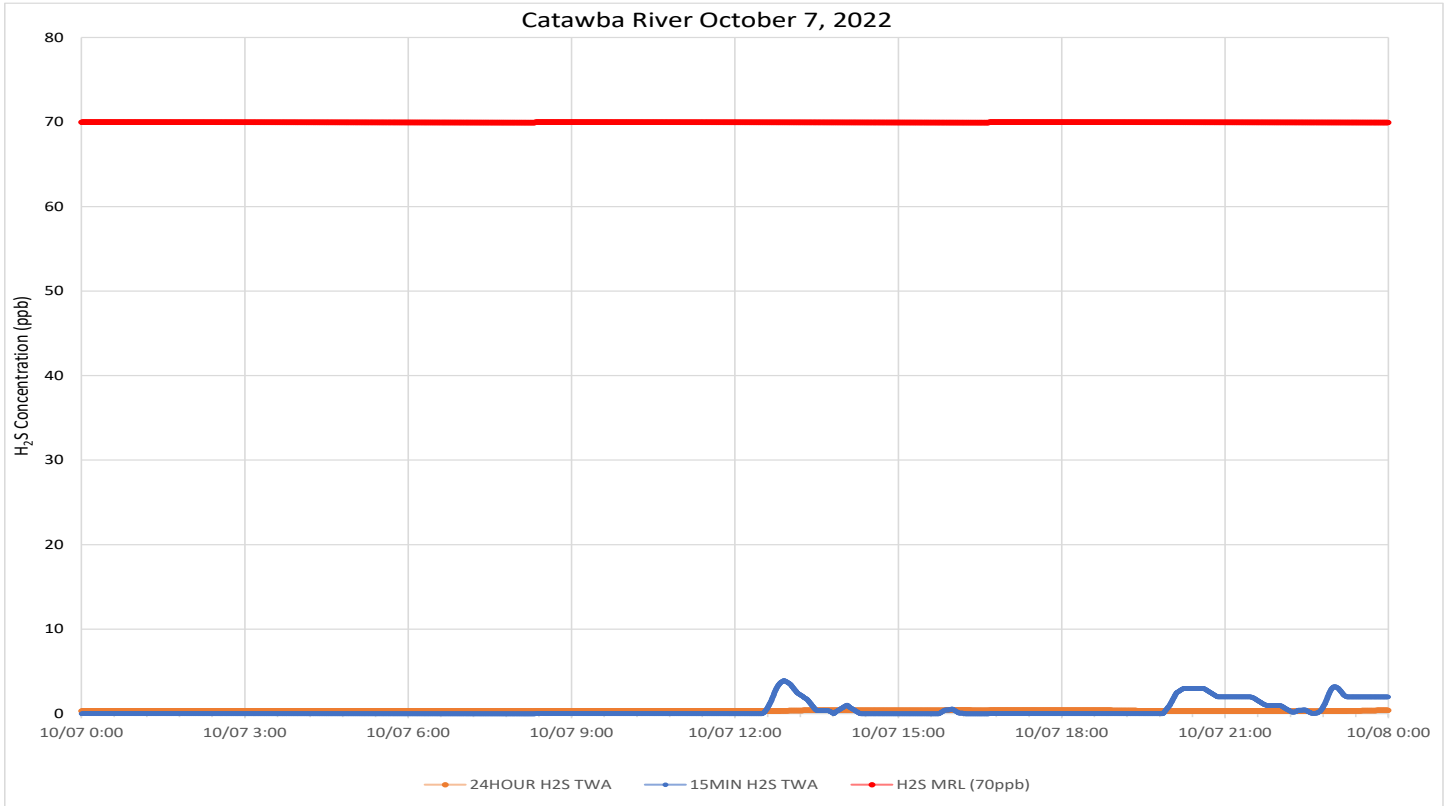
- ATSDR MRL Agency for Toxic Substances and Disease Registry Minimal Risk Level - Acute Exposure (<14 days)
- H<sub>2</sub>S Hydrogen Sulfide
- hr Hour
- ppb Parts per billion
- MRL Exceedance Defines if the 24-hr TWA exceeded the MRL at any time during the period of this report
- SPM Single Point Monitor
- TWA Time Weighted Average



# H<sub>2</sub>S in South Carolina

## Hydrogen Sulfide 15-min and 24-hr Time Weighted Average Graphs

Winds were calm until dawn, light and variable until early evening, and became calm again during the late evening. When present during the day, winds were initially from the north, but by noon were from the northwest through southwest before the evening calm.



Notes: Time is Eastern Daylight Time H<sub>2</sub>S – Hydrogen Sulfide MRL – Minimal Risk Level ppb – Parts per billion



# Air Monitoring Summary Tables

This table summarizes monitoring data collected using DHEC monitors and EPA's Viper wireless remote monitoring system.

**Project Name:** H<sub>2</sub>S in South Carolina



**From:** 10/8/22  
12:00 AM

**To:** 10/8/22  
11:59 PM

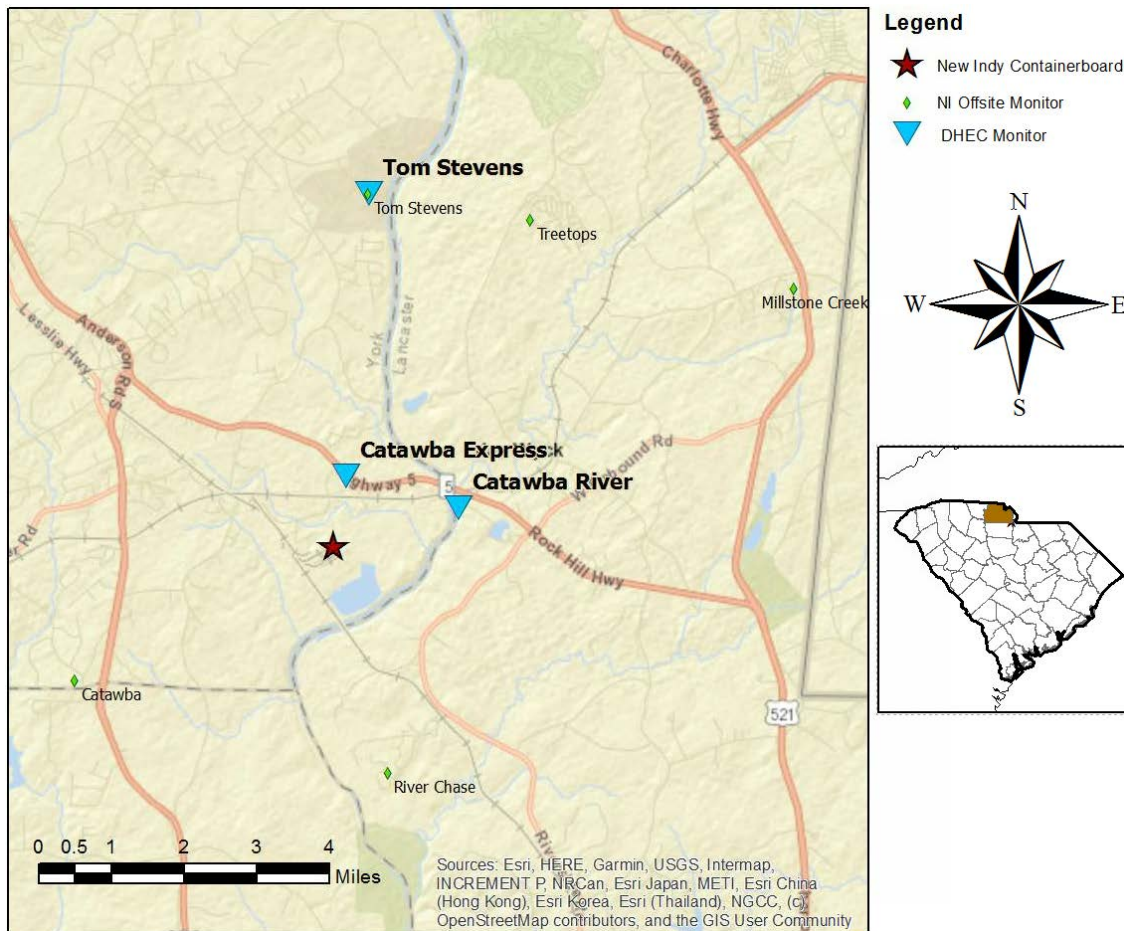
Catawba River							
Instrument	Analyte	ATSDR MRL Exceedance?	Number of Readings	Number of Detections	Concentration Range	Period Average	ATSDR MRL
SPM Flex 3	H <sub>2</sub> S	No	2880	71	0 - 2 ppb	0.03 ppb	70 ppb

Catawba Express							
Instrument	Analyte	ATSDR MRL Exceedance?	Number of Readings	Number of Detections	Concentration Range	Period Average	ATSDR MRL
SPM Flex 2	H <sub>2</sub> S	No	2880	14	0 - 1 ppb	0 ppb	70 ppb

**Notes:**

Hydrogen sulfide concentrations presented in this data summary table are converted from parts per million, the instrument readout units, to parts per billion. The SPM FLEX Minimum Detectable Limit (MDL) is 1 ppb of Hydrogen Sulfide.

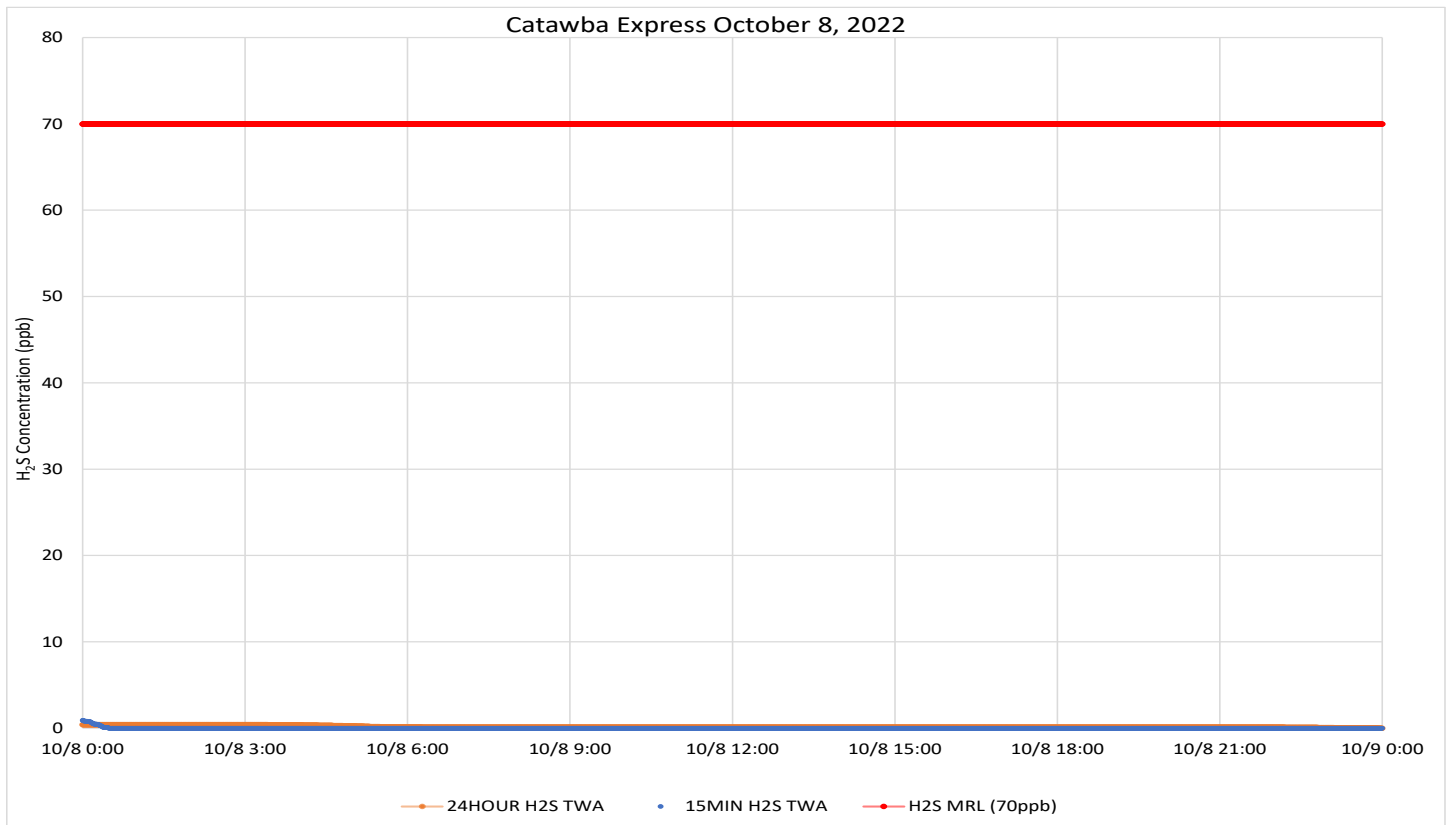
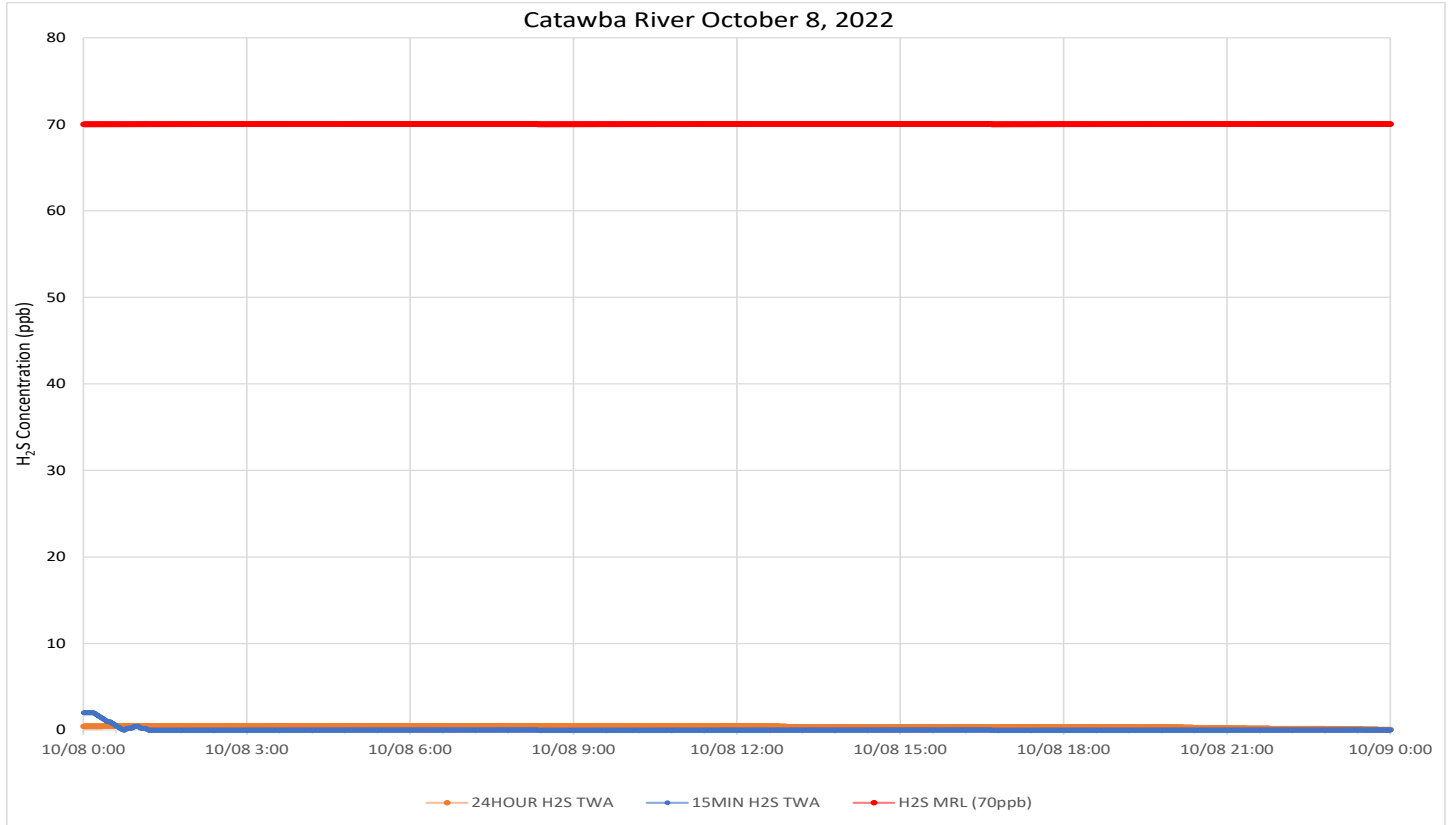
- ATSDR MRL Agency for Toxic Substances and Disease Registry Minimal Risk Level - Acute Exposure (<14 days)
- H<sub>2</sub>S Hydrogen Sulfide
- hr Hour
- ppb Parts per billion
- MRL Exceedance Defines if the 24-hr TWA exceeded the MRL at any time during the period of this report
- SPM Single Point Monitor
- TWA Time Weighted Average



# H<sub>2</sub>S in South Carolina

## Hydrogen Sulfide 15-min and 24-hr Time Weighted Average Graphs

Winds were calm in the early morning and throughout the evening. During the day, winds were from the northeast to north, trending to be more northerly late in the day.



Notes: Time is Eastern Daylight Time H<sub>2</sub>S – Hydrogen Sulfide MRL – Minimal Risk Level ppb – Parts per billion

# Air Monitoring Summary Tables

This table summarizes monitoring data collected using DHEC monitors and EPA's Viper wireless remote monitoring system.

**Project Name:** H<sub>2</sub>S in South Carolina



**From:** 10/9/22  
12:00 AM

**To:** 10/9/22  
11:59 PM

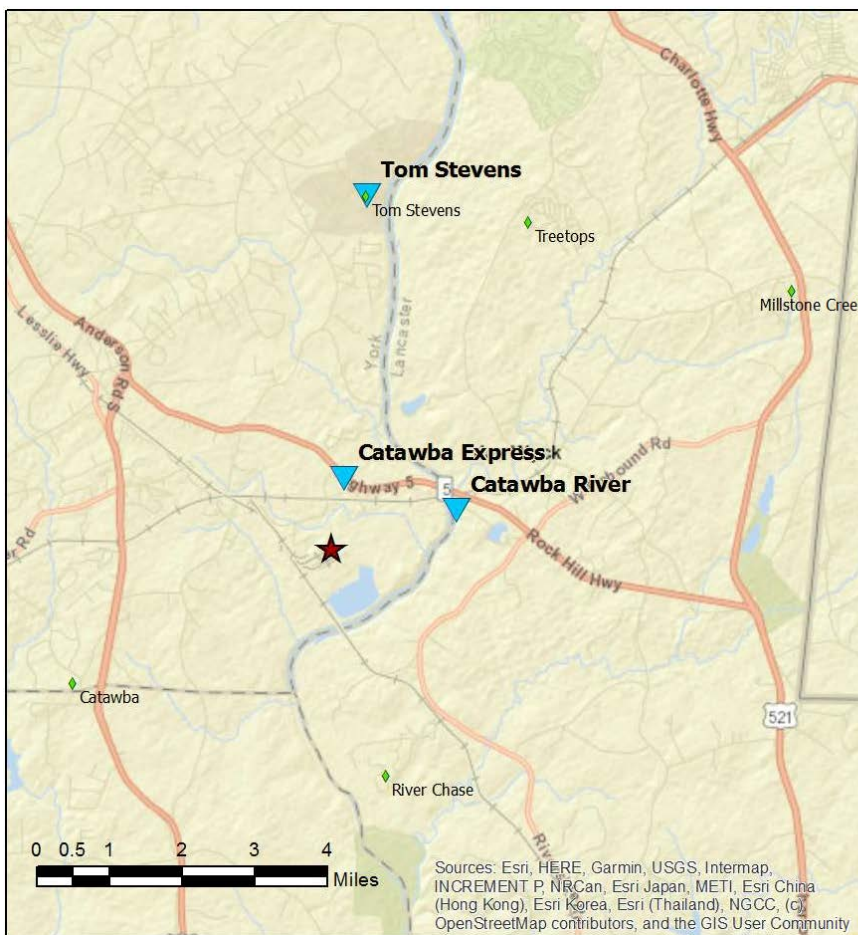
Catawba River							
Instrument	Analyte	ATSDR MRL Exceedance?	Number of Readings	Number of Detections	Concentration Range	Period Average	ATSDR MRL
SPM Flex 3	H <sub>2</sub> S	No	2880	0	0 - 0 ppb	0 ppb	70 ppb

Catawba Express							
Instrument	Analyte	ATSDR MRL Exceedance?	Number of Readings	Number of Detections	Concentration Range	Period Average	ATSDR MRL
SPM Flex 2	H <sub>2</sub> S	No	2880	23	0 - 2 ppb	0.01 ppb	70 ppb

**Notes:**

Hydrogen sulfide concentrations presented in this data summary table are converted from parts per million, the instrument readout units, to parts per billion. The SPM FLEX Minimum Detectable Limit (MDL) is 1 ppb of Hydrogen Sulfide.

- ATSDR MRL Agency for Toxic Substances and Disease Registry Minimal Risk Level - Acute Exposure (<14 days)
- H<sub>2</sub>S Hydrogen Sulfide
- hr Hour
- ppb Parts per billion
- MRL Exceedance Defines if the 24-hr TWA exceeded the MRL at any time during the period of this report
- SPM Single Point Monitor
- TWA Time Weighted Average



**Legend**

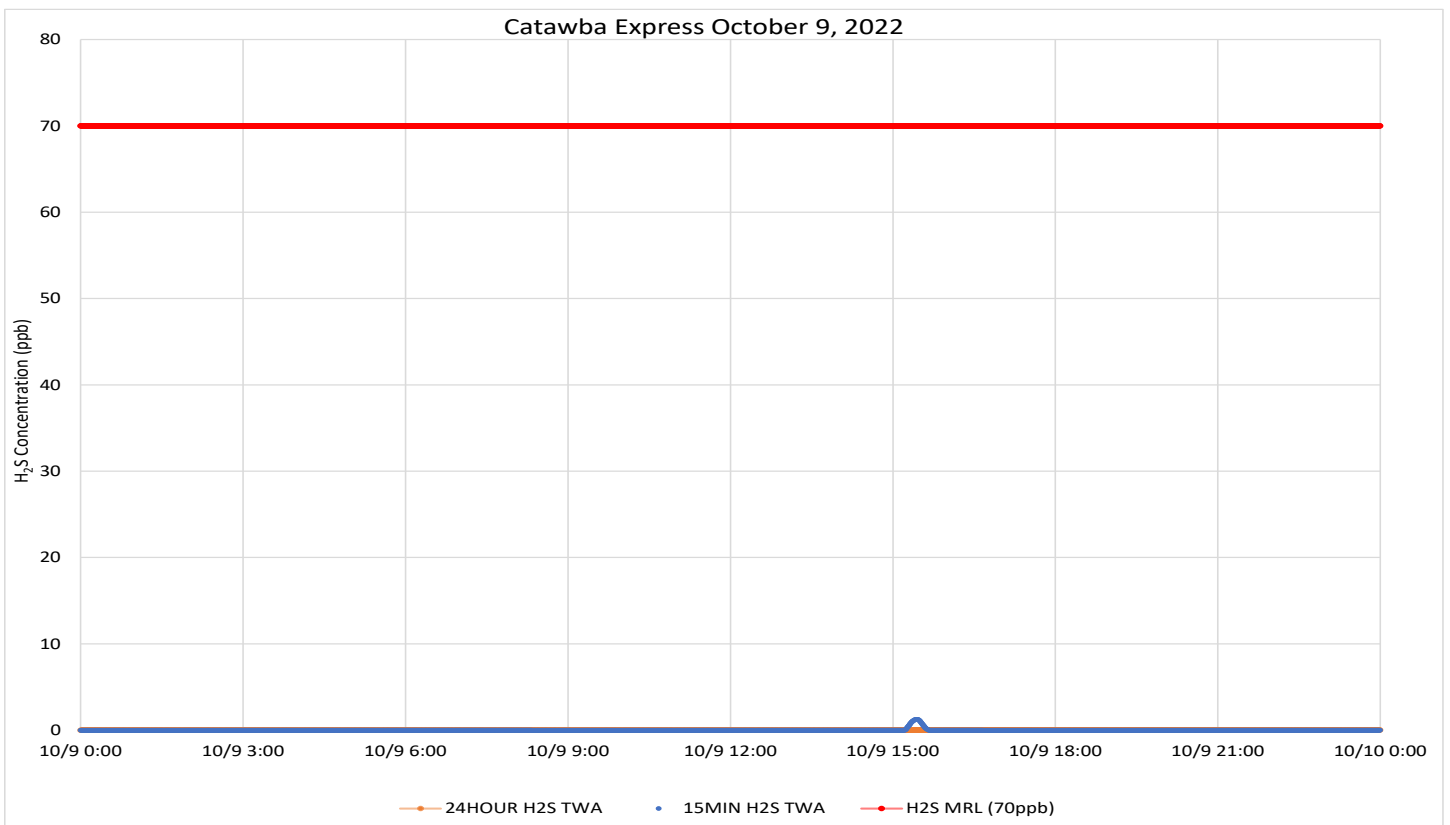
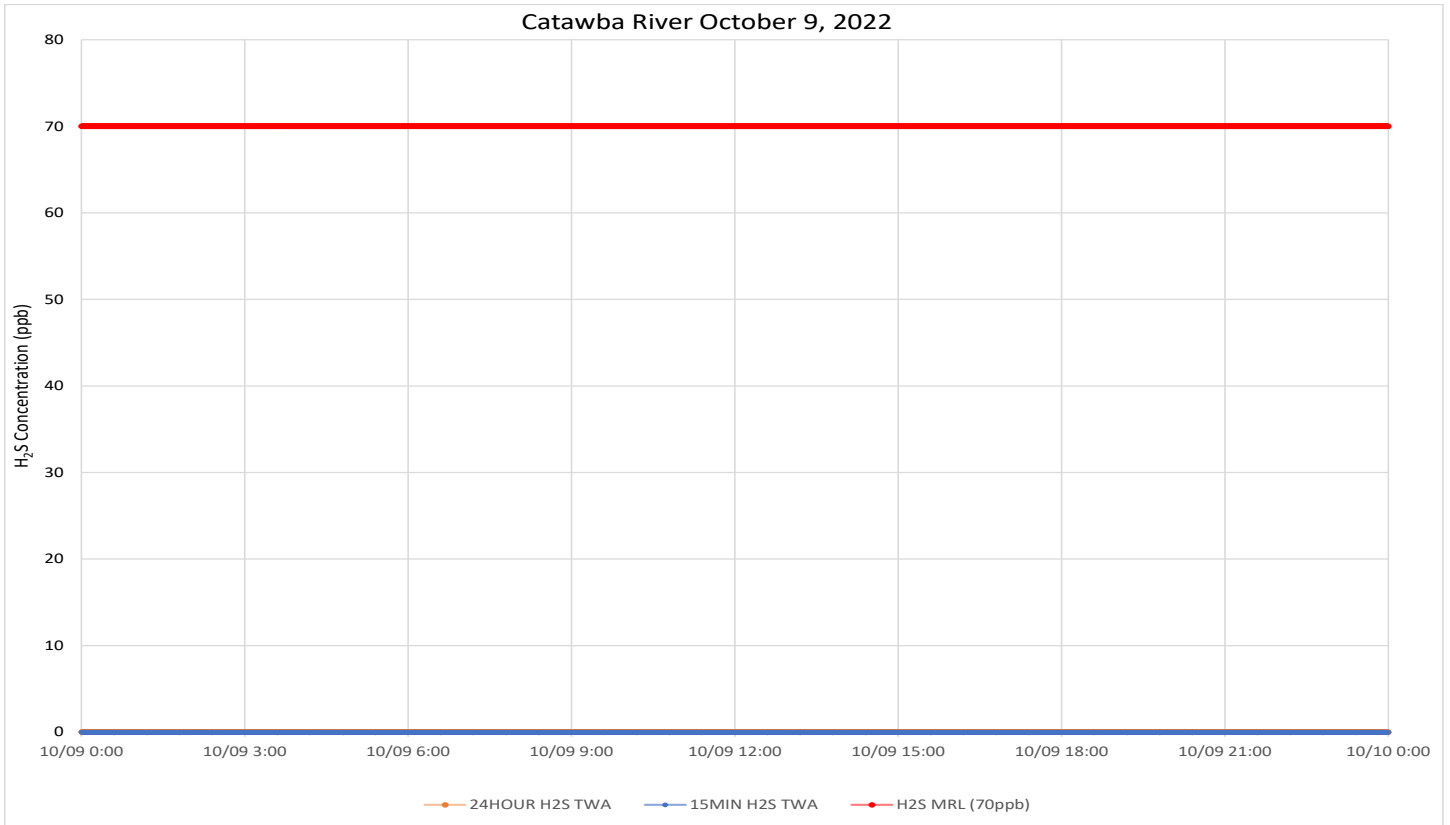
- ★ New Indy Containerboard
- ◆ NI Offsite Monitor
- ▲ DHEC Monitor

Sources: Esri, HERE, Garmin, USGS, Intermap, INCREMENT P, NRCan, Esri Japan, METI, Esri China (Hong Kong), Esri Korea, Esri (Thailand), NGCC, (c) OpenStreetMap contributors, and the GIS User Community

# H<sub>2</sub>S in South Carolina

## Hydrogen Sulfide 15-min and 24-hr Time Weighted Average Graphs

Winds were light and variable to calm throughout the period. When detected, winds were from the northeast to east before noon and from the southeast to south after noon.



Notes: Time is Eastern Daylight Time H<sub>2</sub>S – Hydrogen Sulfide MRL – Minimal Risk Level ppb – Parts per billion



# Air Monitoring Summary Tables

This table summarizes monitoring data collected using DHEC monitors and EPA's Viper wireless remote monitoring system.

**Project Name:** H<sub>2</sub>S in South Carolina



**From:** 10/10/22  
12:00 AM

**To:** 10/10/22  
11:59 PM

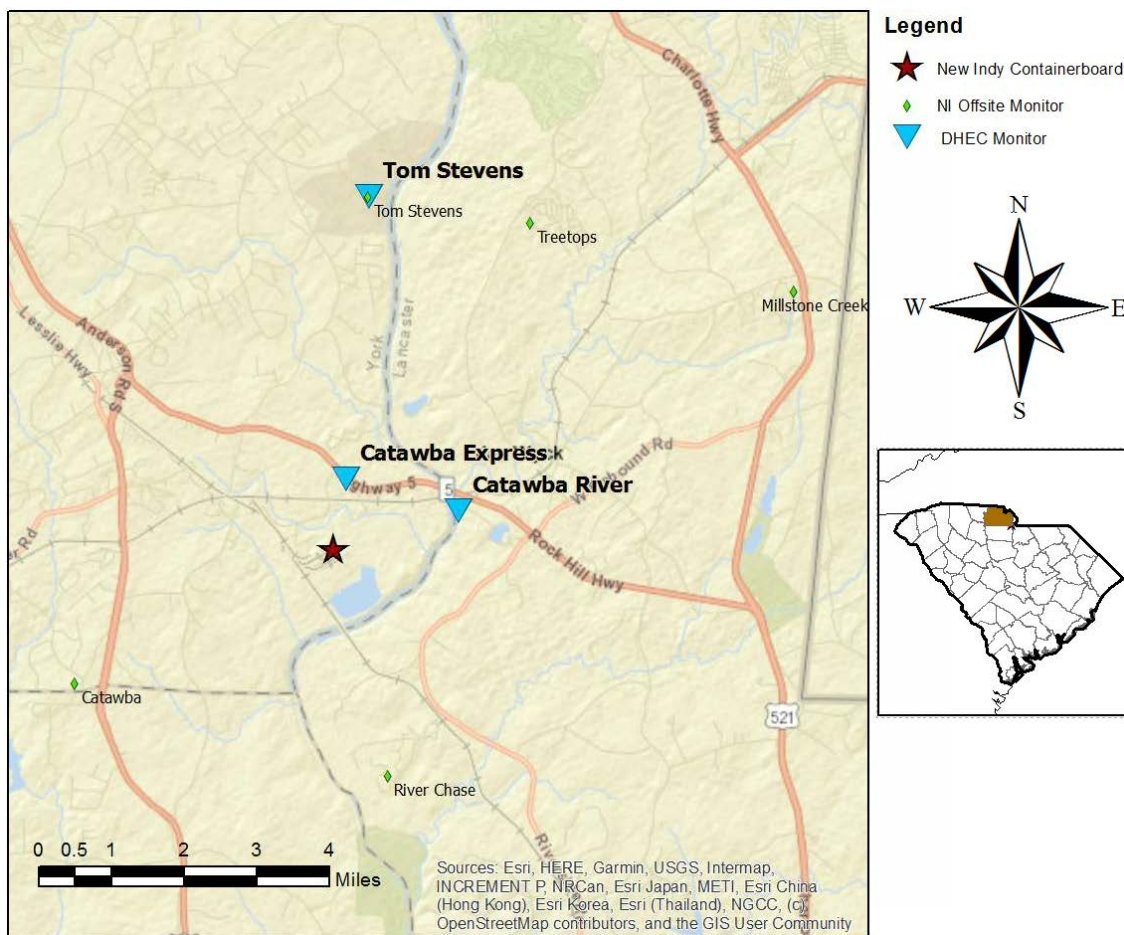
Catawba River							
Instrument	Analyte	ATSDR MRL Exceedance?	Number of Readings	Number of Detections	Concentration Range	Period Average	ATSDR MRL
SPM Flex 3	H <sub>2</sub> S	No	2880	0	0 - 0 ppb	0 ppb	70 ppb

Catawba Express							
Instrument	Analyte	ATSDR MRL Exceedance?	Number of Readings	Number of Detections	Concentration Range	Period Average	ATSDR MRL
SPM Flex 2	H <sub>2</sub> S	No	2881	223	0 - 3 ppb	0.12 ppb	70 ppb

**Notes:**

Hydrogen sulfide concentrations presented in this data summary table are converted from parts per million, the instrument readout units, to parts per billion. The SPM FLEX Minimum Detectable Limit (MDL) is 1 ppb of Hydrogen Sulfide.

- ATSDR MRL Agency for Toxic Substances and Disease Registry Minimal Risk Level - Acute Exposure (<14 days)
- H<sub>2</sub>S Hydrogen Sulfide
- hr Hour
- ppb Parts per billion
- MRL Exceedance Defines if the 24-hr TWA exceeded the MRL at any time during the period of this report
- SPM Single Point Monitor
- TWA Time Weighted Average

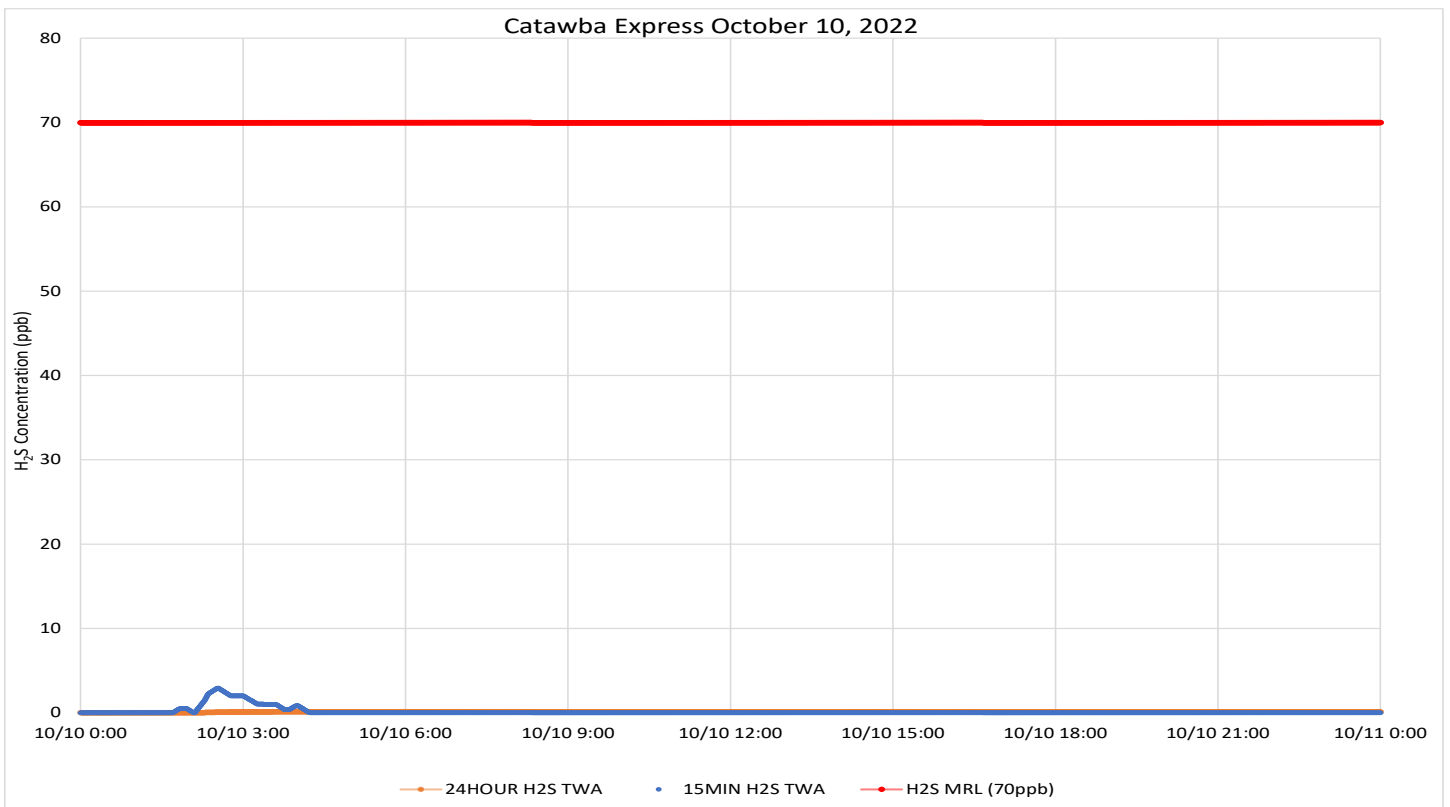
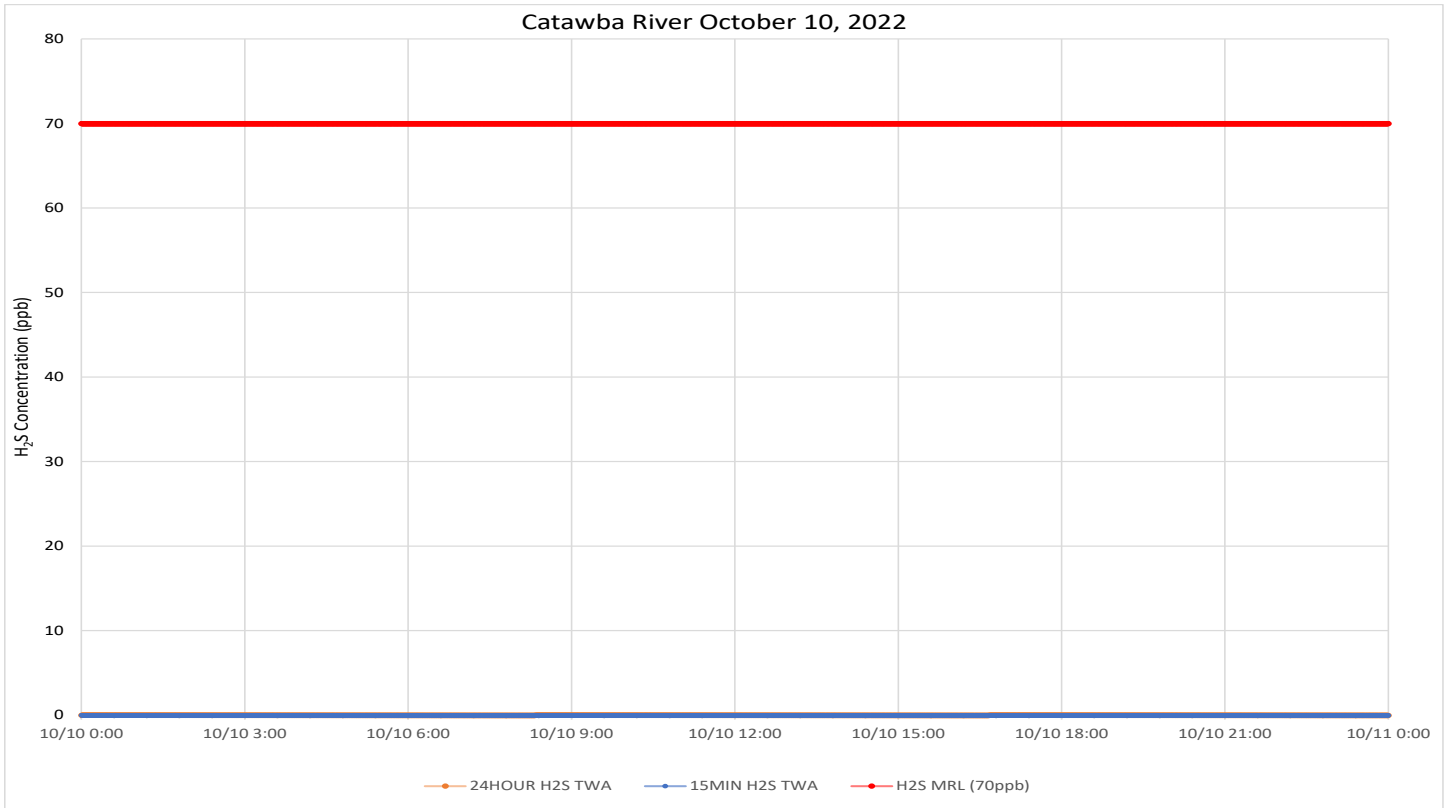




# H<sub>2</sub>S in South Carolina

## Hydrogen Sulfide 15-min and 24-hr Time Weighted Average Graphs

Winds were calm before dawn and after sundown. During the day, winds were light and variable from the north northeast to east northeast.



Notes: Time is Eastern Daylight Time H<sub>2</sub>S – Hydrogen Sulfide MRL – Minimal Risk Level ppb – Parts per billion

# Air Monitoring Summary Tables

This table summarizes monitoring data collected using DHEC monitors and EPA's Viper wireless remote monitoring system.

**Project Name:** H<sub>2</sub>S in South Carolina



**From:** 10/11/22  
12:00 AM

**To:** 10/11/22  
11:59 PM

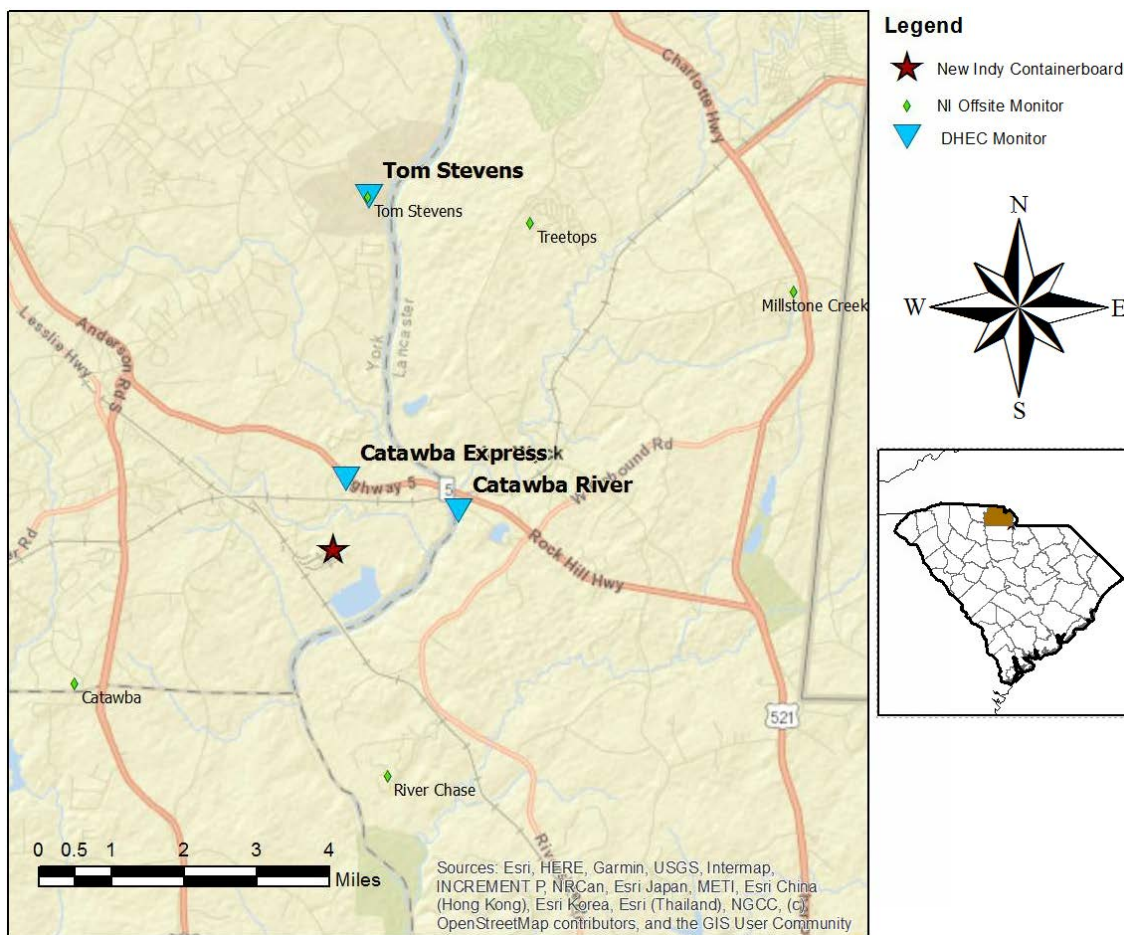
Catawba River							
Instrument	Analyte	ATSDR MRL Exceedance?	Number of Readings	Number of Detections	Concentration Range	Period Average	ATSDR MRL
SPM Flex 3	H <sub>2</sub> S	No	2880	0	0 - 0 ppb	0 ppb	70 ppb

Catawba Express							
Instrument	Analyte	ATSDR MRL Exceedance?	Number of Readings	Number of Detections	Concentration Range	Period Average	ATSDR MRL
SPM Flex 2	H <sub>2</sub> S	No	2879	2	0 - 1 ppb	0 ppb	70 ppb

**Notes:**

Hydrogen sulfide concentrations presented in this data summary table are converted from parts per million, the instrument readout units, to parts per billion. The SPM FLEX Minimum Detectable Limit (MDL) is 1 ppb of Hydrogen Sulfide.

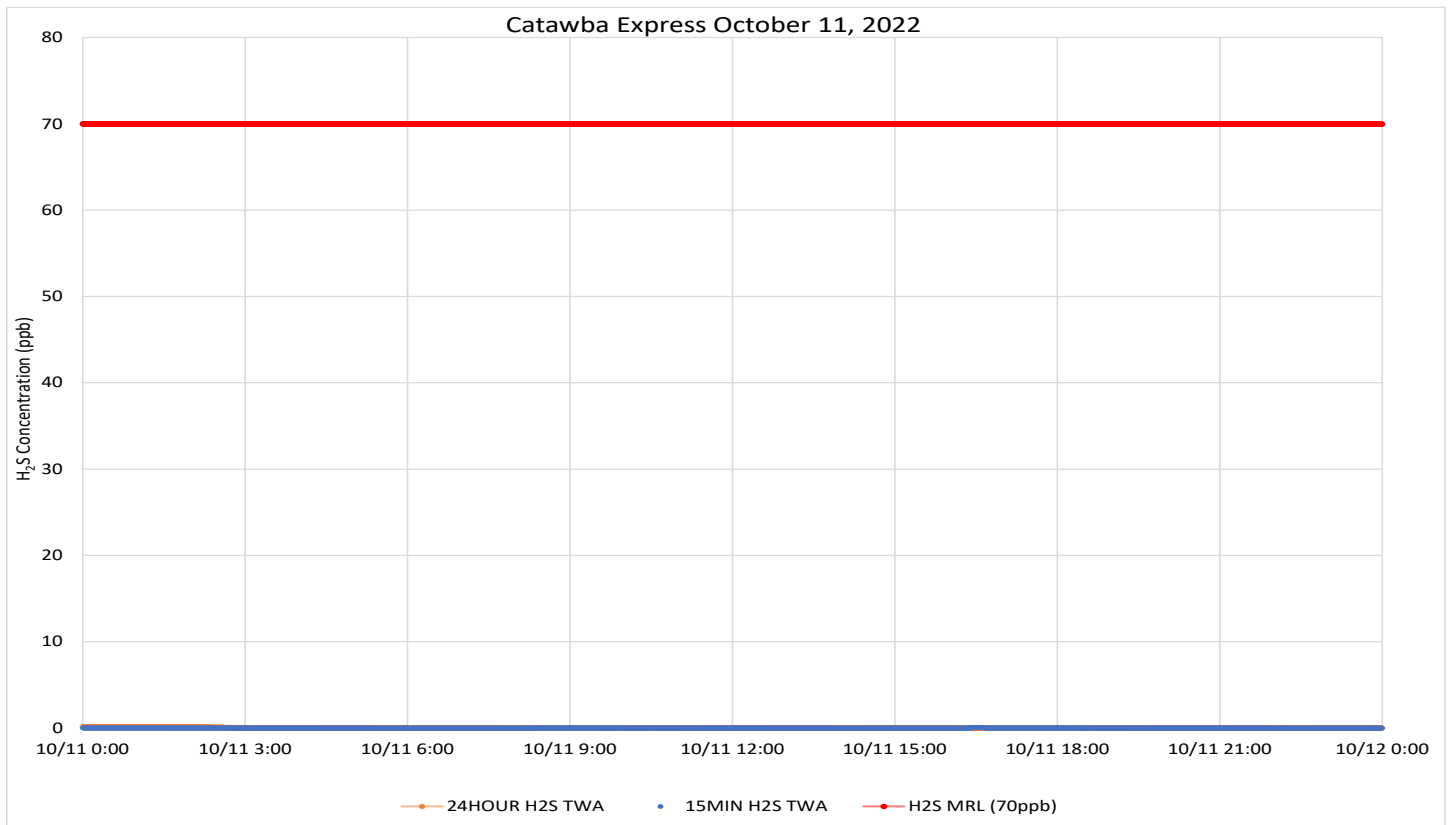
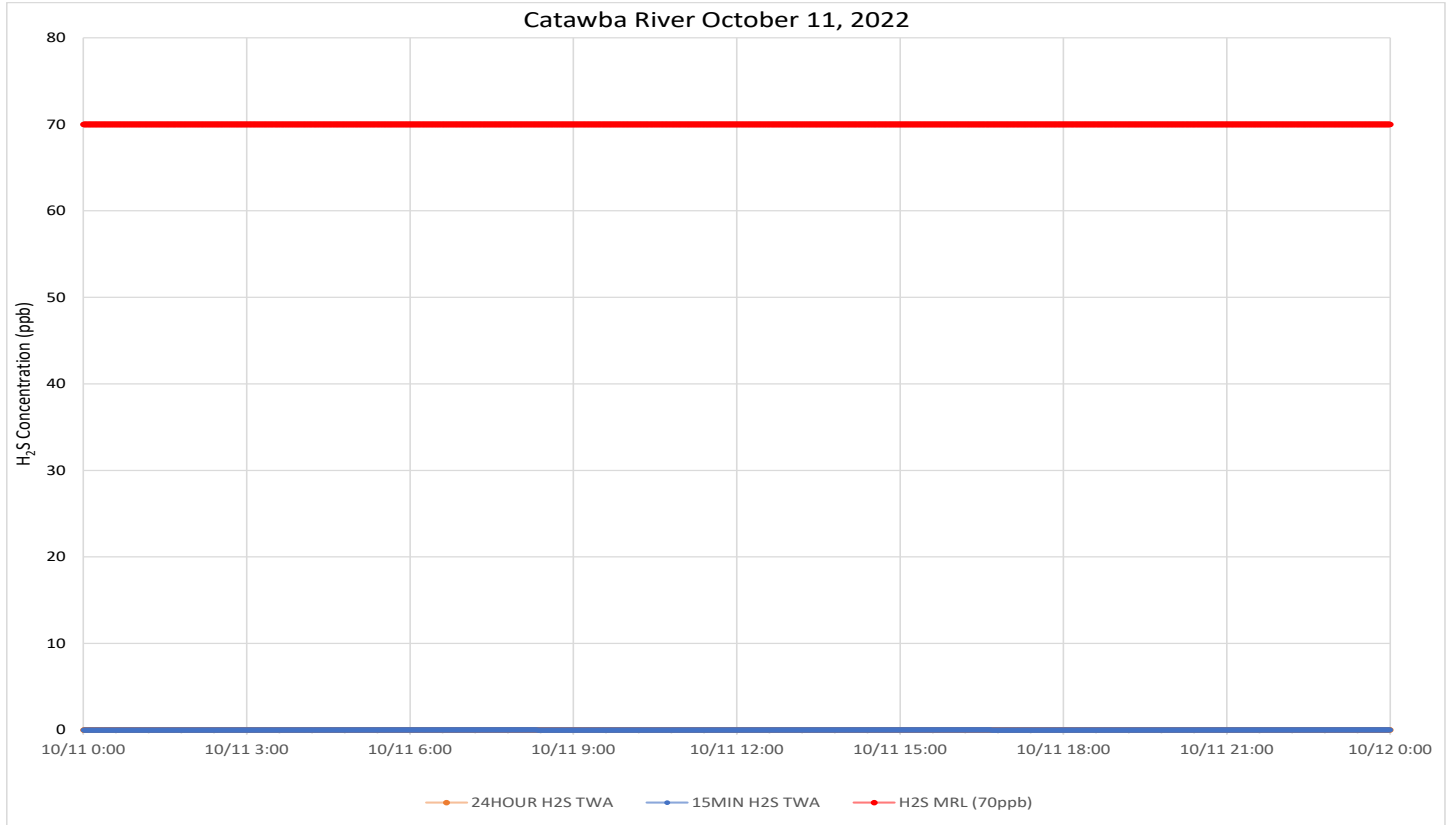
- ATSDR MRL Agency for Toxic Substances and Disease Registry Minimal Risk Level - Acute Exposure (<14 days)
- H<sub>2</sub>S Hydrogen Sulfide
- hr Hour
- ppb Parts per billion
- MRL Exceedance Defines if the 24-hr TWA exceeded the MRL at any time during the period of this report
- SPM Single Point Monitor
- TWA Time Weighted Average



# H<sub>2</sub>S in South Carolina

## Hydrogen Sulfide 15-min and 24-hr Time Weighted Average Graphs

Winds were calm before dawn and after sundown. During the day, winds were light and variable from the north northeast to northeast.



Notes: Time is Eastern Daylight Time H<sub>2</sub>S – Hydrogen Sulfide MRL – Minimal Risk Level ppb – Parts per billion

There were a few short data gaps noted at the sites. Express had a 3-minute gap starting at 0312 and a 2-minute gap starting at 0432. The River site had a 7-minute gap starting at 1833 and stopped transmitting data at 2333. The summary data is valid

## Air Monitoring Summary Tables

This table summarizes monitoring data collected using DHEC monitors and EPA's Viper wireless remote monitoring system.

**Project Name:** H<sub>2</sub>S in South Carolina



**From:** 10/12/22  
12:00 AM

**To:** 10/12/22  
11:59 PM

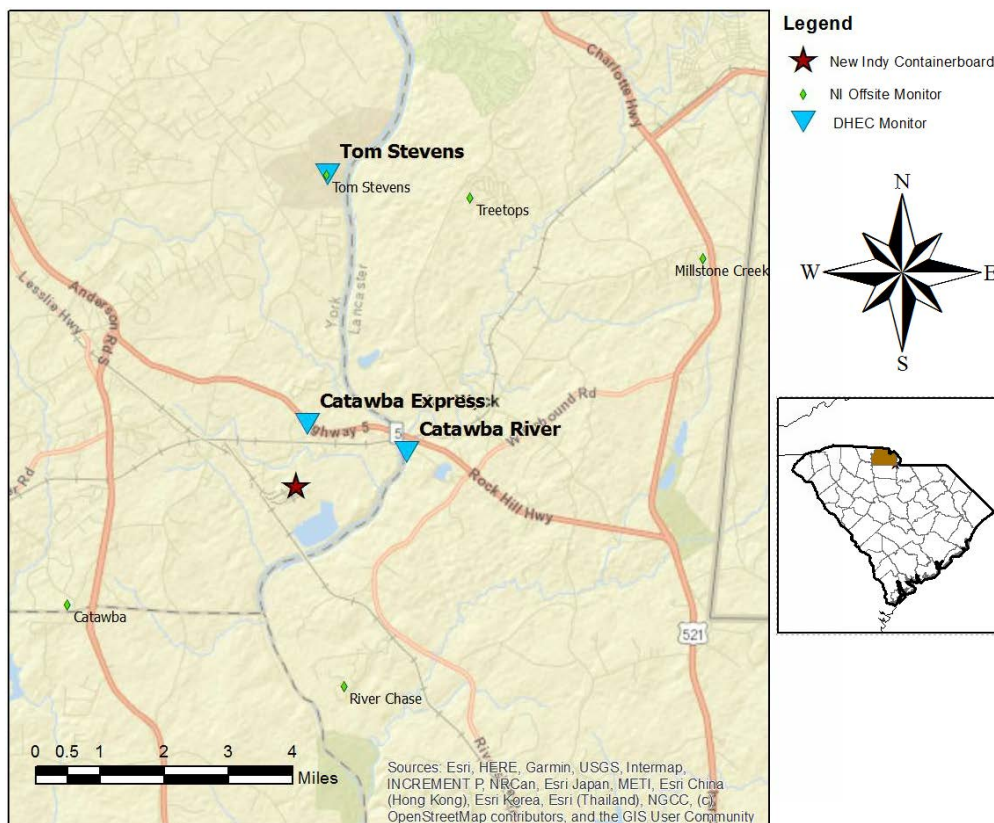
Catawba River 0000-2333							
Instrument	Analyte	ATSDR MRL Exceedance?	Number of Readings	Number of Detections	Concentration Range	Partial Period Average	ATSDR MRL
SPM Flex 3	H2S	No	2809	0	0 - 0 ppb	0 ppb	70 ppb

Catawba Express							
Instrument	Analyte	ATSDR MRL Exceedance?	Number of Readings	Number of Detections	Concentration Range	Period Average	ATSDR MRL
SPM Flex 2	H2S	No	2861	883	0 - 17 ppb	1.39 ppb	70 ppb

**Notes:**

Hydrogen sulfide concentrations presented in this data summary table are converted from parts per million, the instrument readout units, to parts per billion. The SPM FLEX Minimum Detectable Limit (MDL) is 1 ppb of Hydrogen Sulfide.

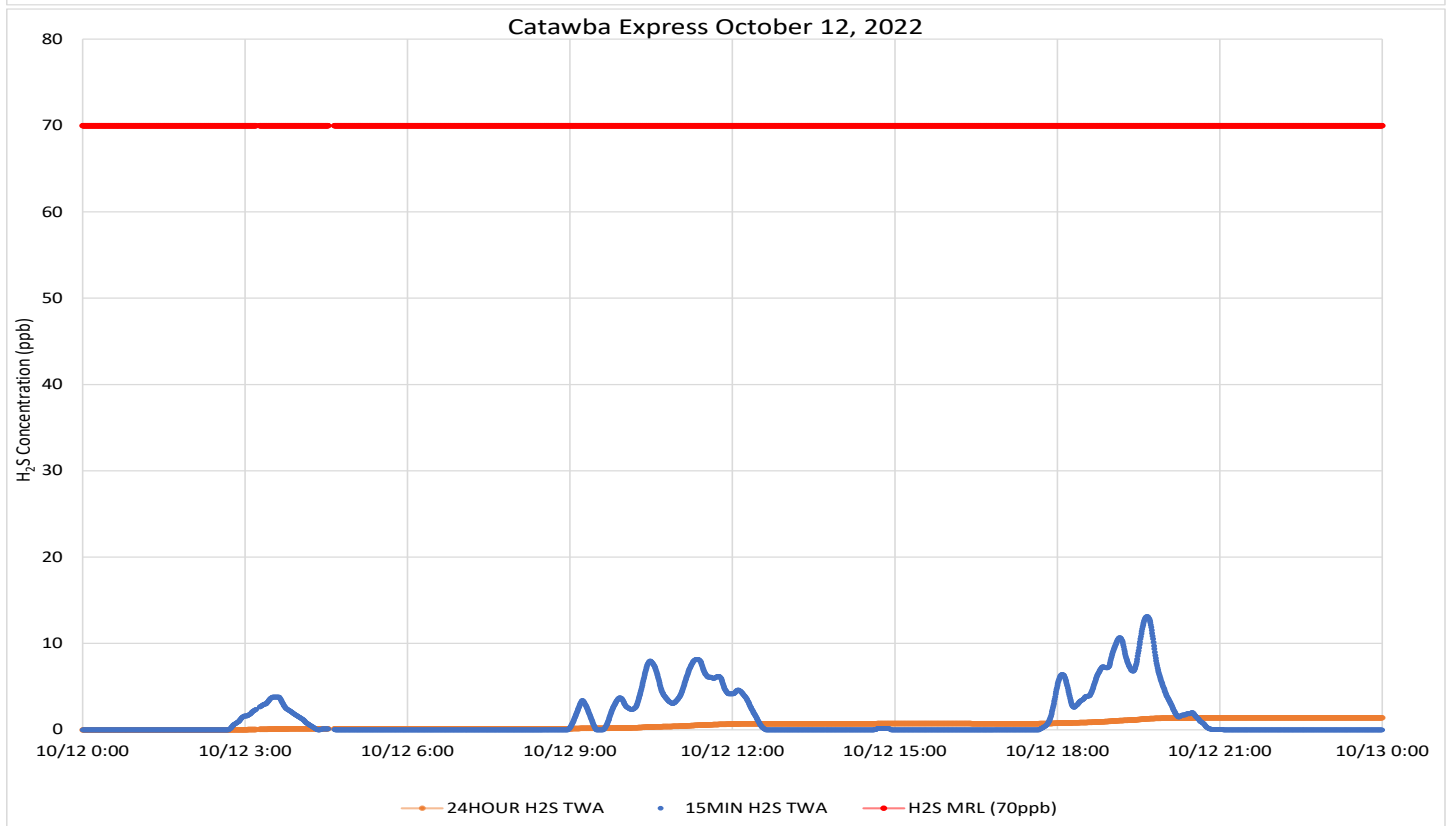
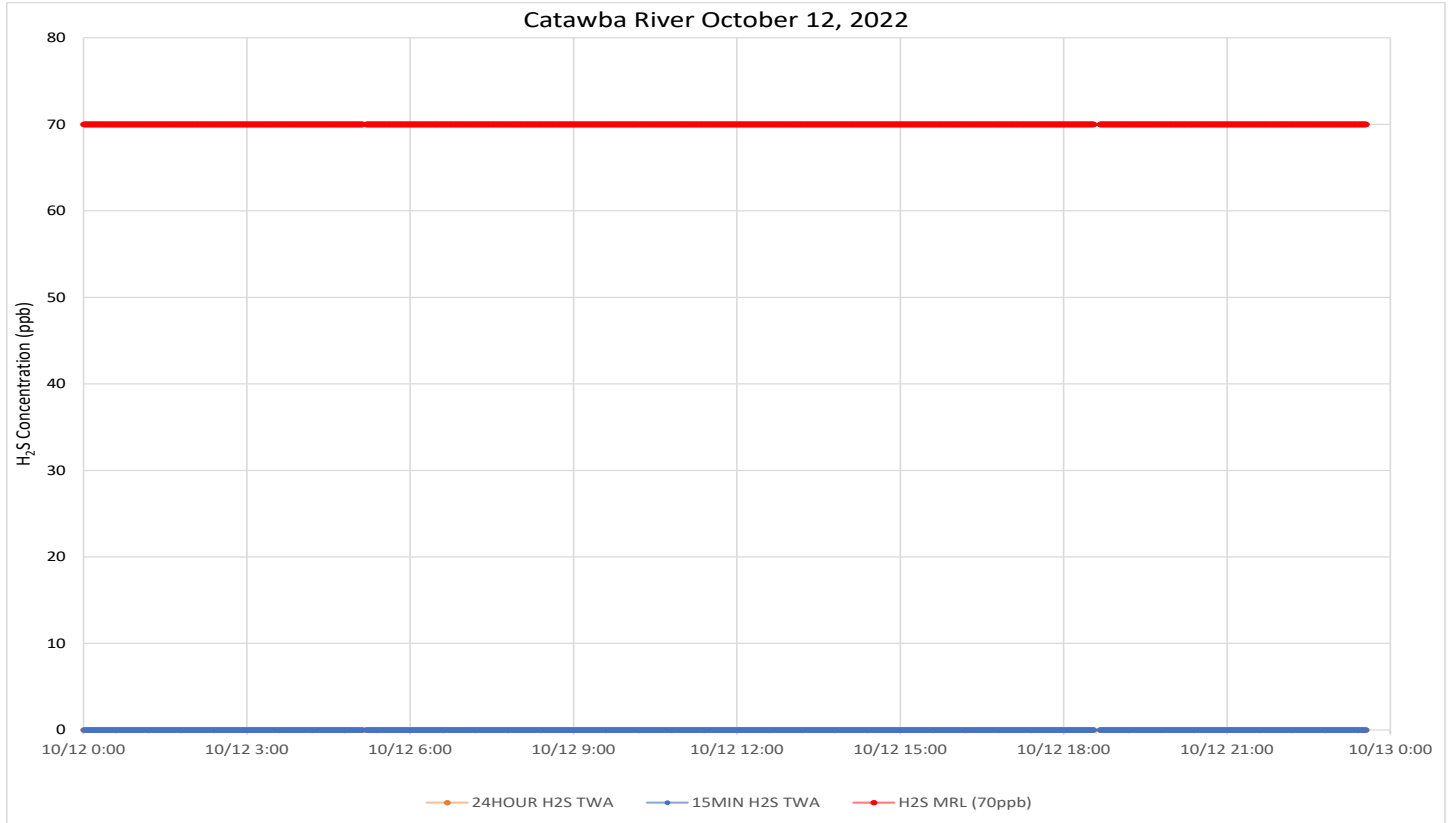
- ATSDR MRL Agency for Toxic Substances and Disease Registry Minimal Risk Level - Acute Exposure (<14 days)
- H<sub>2</sub>S Hydrogen Sulfide
- hr Hour
- ppb Parts per billion
- MRL Exceedance Defines if the 24-hr TWA exceeded the MRL at any time during the period of this report
- SPM Single Point Monitor
- TWA Time Weighted Average



# H<sub>2</sub>S in South Carolina

## Hydrogen Sulfide 15-min and 24-hr Time Weighted Average Graphs

Winds were calm before dawn and light and variable to calm the rest of the period. During the day, winds were from the north to northeast and late in the evening became more from the south.



Notes: Time is Eastern Daylight Time H<sub>2</sub>S – Hydrogen Sulfide MRL – Minimal Risk Level ppb – Parts per billion



An equipment failure at the Catawba River site was repaired at ~1045. The summary data for that site represents only the portion of the day after the monitoring resumed.

## Air Monitoring Summary Tables

This table summarizes monitoring data collected using DHEC monitors and EPA's Viper wireless remote monitoring system.

**Project Name:** H<sub>2</sub>S in South Carolina



**From:** 10/13/22  
12:00 AM

**To:** 10/13/22  
11:59 PM

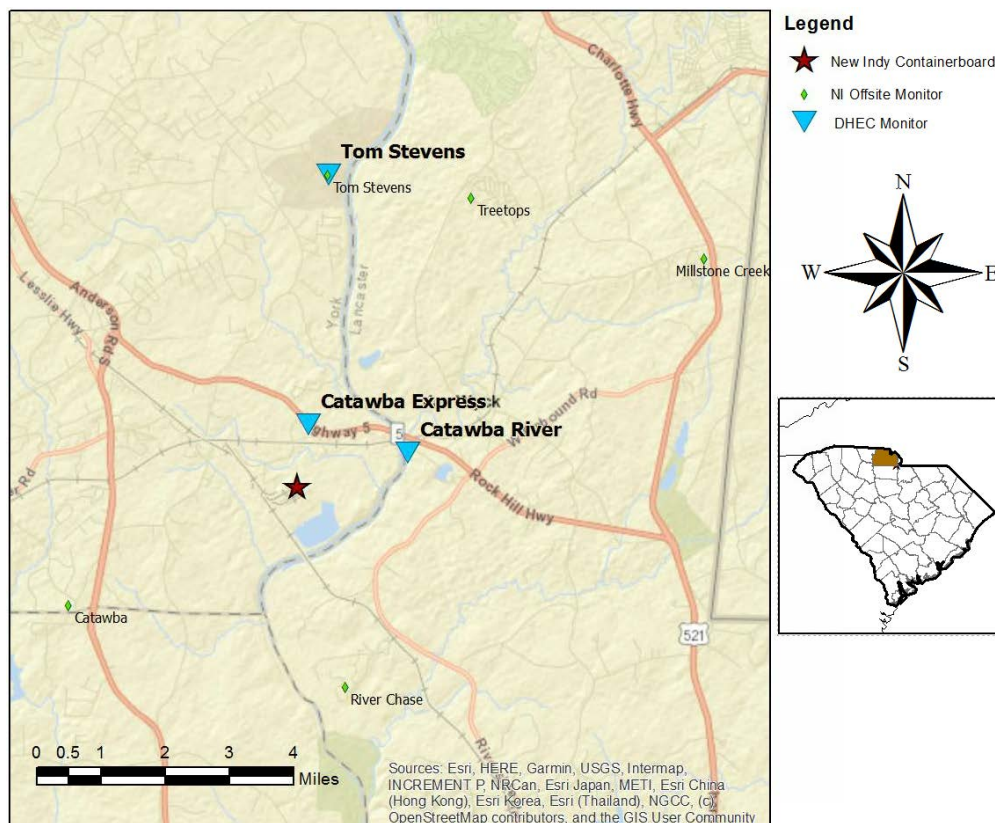
Catawba River 1047-2359							
Instrument	Analyte	ATSDR MRL Exceedance?	Number of Readings	Number of Detections	Concentration Range	Partial Period Average	ATSDR MRL
SPM Flex 3	H2S	No	1587	208	0 - 7 ppb	0.28 ppb	70 ppb

Catawba Express							
Instrument	Analyte	ATSDR MRL Exceedance?	Number of Readings	Number of Detections	Concentration Range	Period Average	ATSDR MRL
SPM Flex 2	H2S	No	2879	69	0 - 1 ppb	0.02 ppb	70 ppb

**Notes:**

Hydrogen sulfide concentrations presented in this data summary table are converted from parts per million, the instrument readout units, to parts per billion. The SPM FLEX Minimum Detectable Limit (MDL) is 1 ppb of Hydrogen Sulfide.

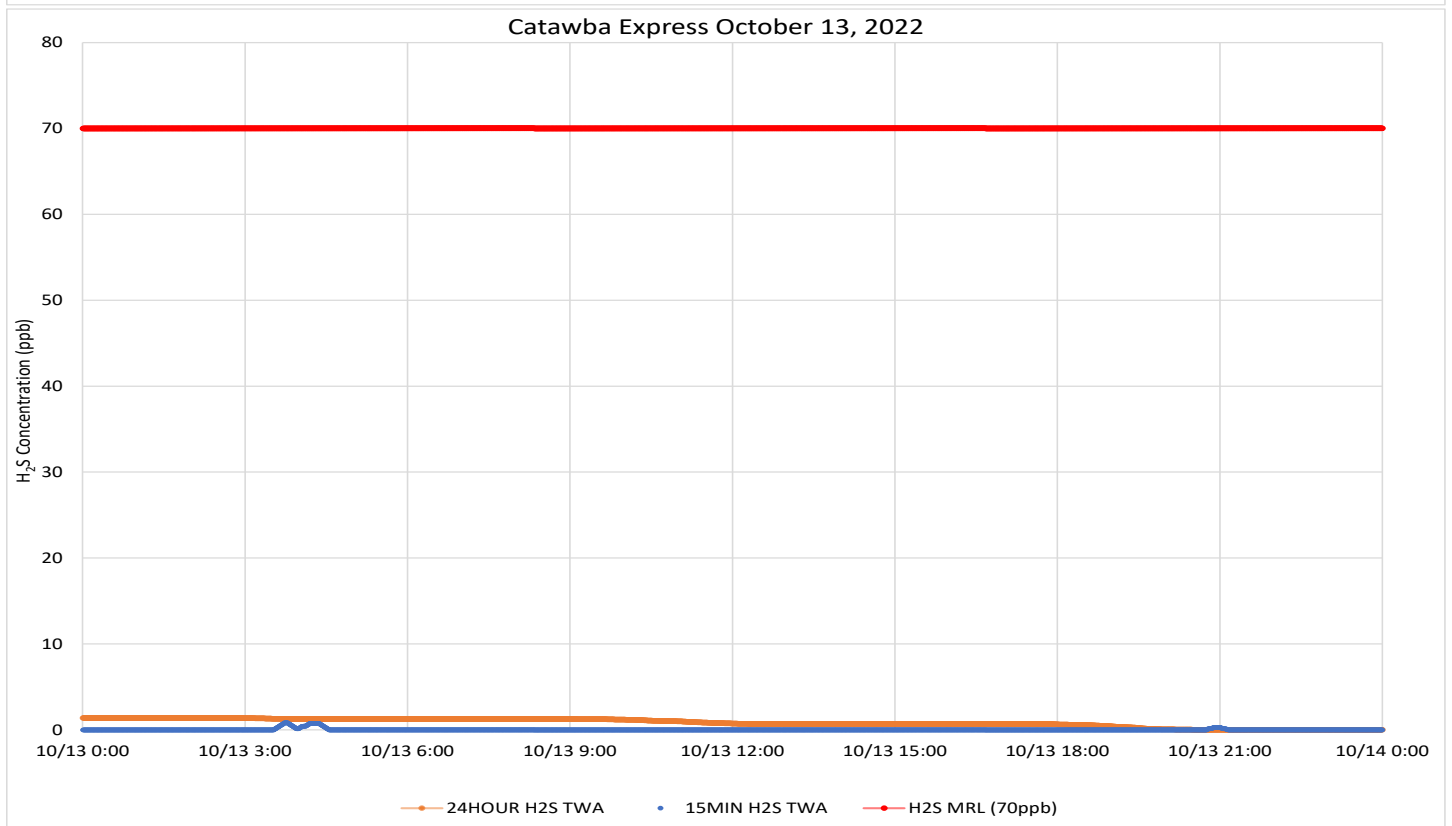
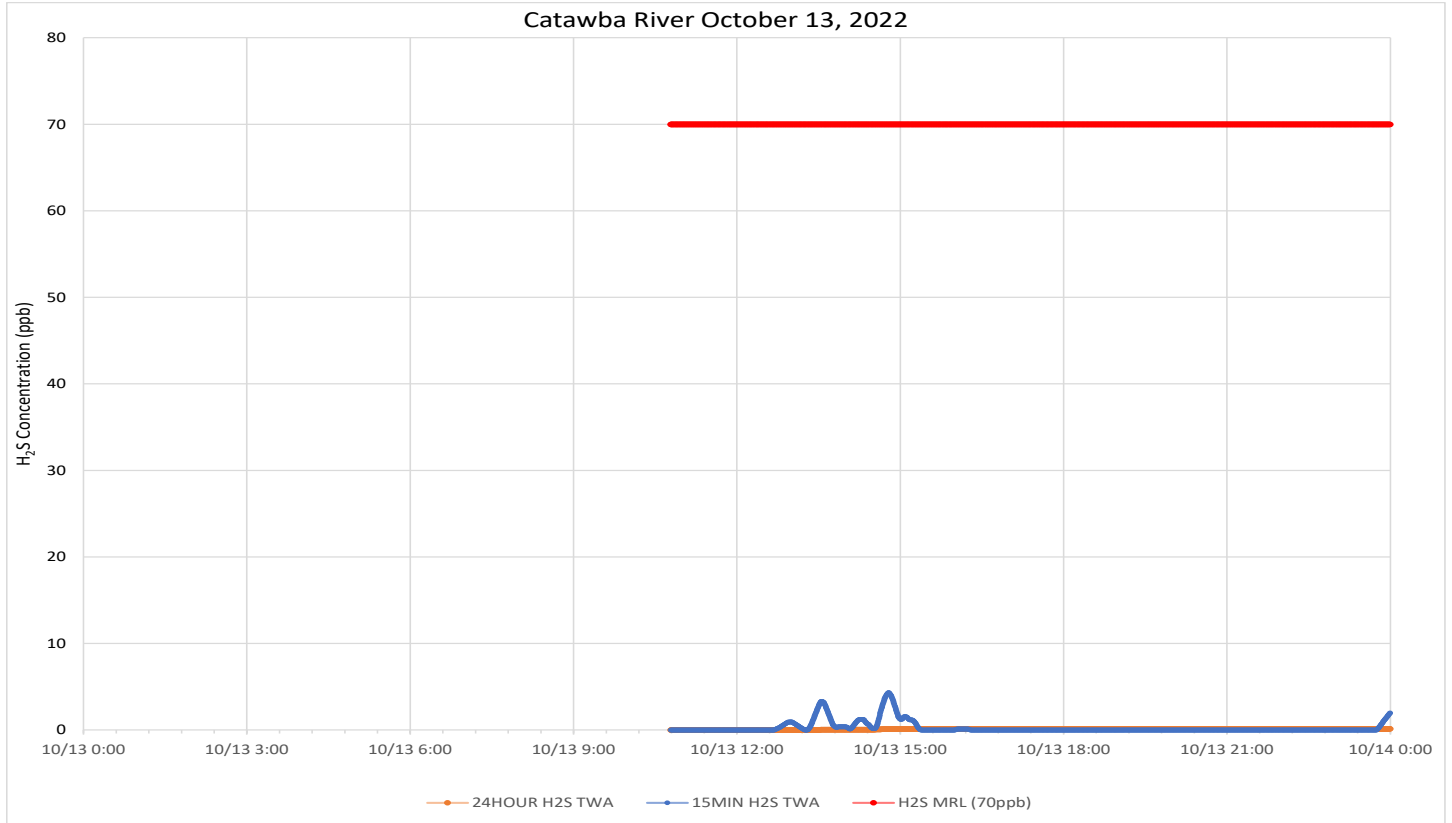
- ATSDR MRL Agency for Toxic Substances and Disease Registry Minimal Risk Level - Acute Exposure (<14 days)
- H<sub>2</sub>S Hydrogen Sulfide
- hr Hour
- ppb Parts per billion
- MRL Exceedance Defines if the 24-hr TWA exceeded the MRL at any time during the period of this report
- SPM Single Point Monitor
- TWA Time Weighted Average



# H<sub>2</sub>S in South Carolina

## Hydrogen Sulfide 15-min and 24-hr Time Weighted Average Graphs

Winds were calm before dawn and light and variable to calm the rest of the period. During the day, winds were from the north to northeast and late in the evening became more from the south.



Notes: Time is Eastern Daylight Time H<sub>2</sub>S – Hydrogen Sulfide MRL – Minimal Risk Level ppb – Parts per billion

# Air Monitoring Summary Tables

This table summarizes monitoring data collected using DHEC monitors and EPA's Viper wireless remote monitoring system.

**Project Name:** H<sub>2</sub>S in South Carolina



**From:** 10/14/22  
12:00 AM

**To:** 10/14/22  
11:59 PM

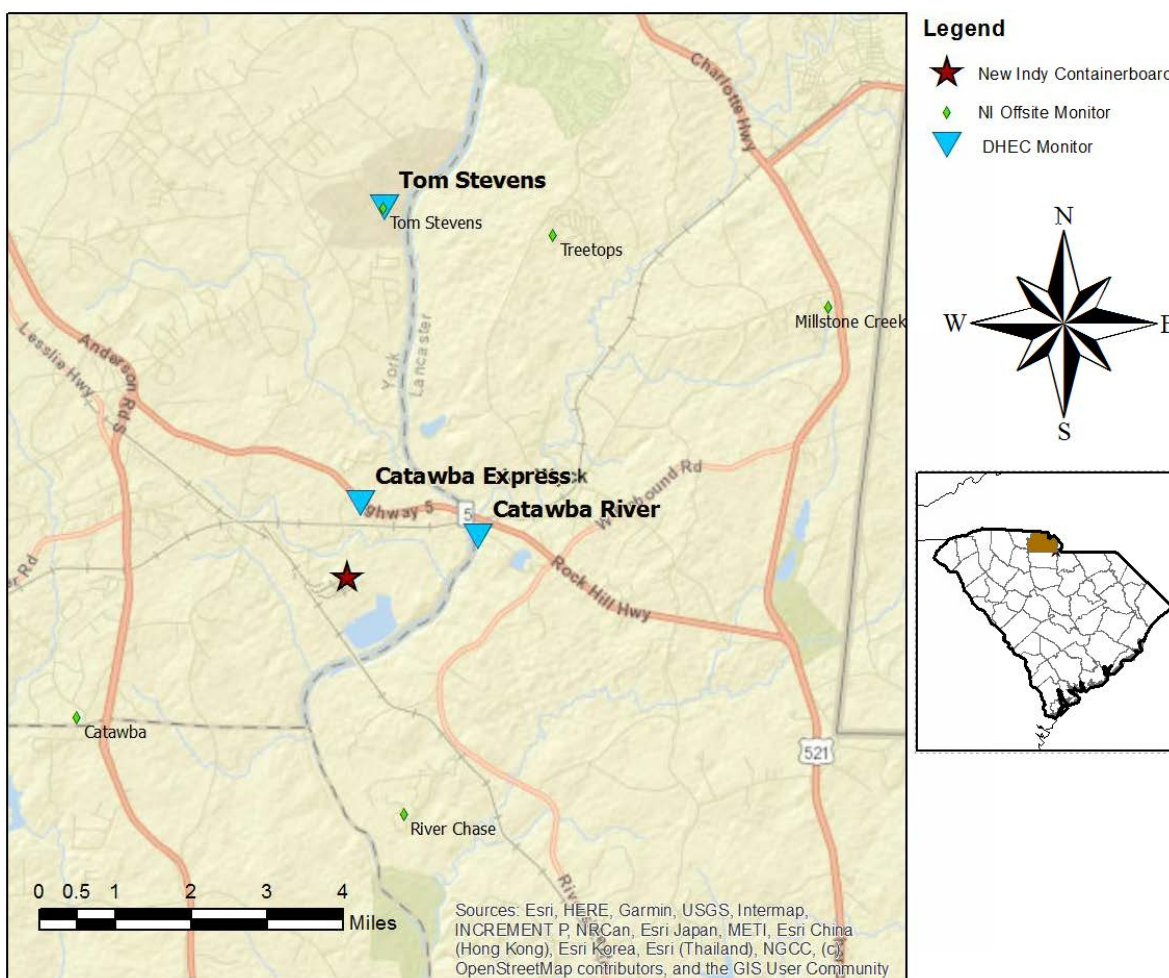
Catawba River							
Instrument	Analyte	ATSDR MRL Exceedance?	Number of Readings	Number of Detections	Concentration Range	Period Average	ATSDR MRL
SPM Flex 3	H <sub>2</sub> S	No	2880	271	0 - 17 ppb	0.33 ppb	70 ppb

Catawba Express							
Instrument	Analyte	ATSDR MRL Exceedance?	Number of Readings	Number of Detections	Concentration Range	Period Average	ATSDR MRL
SPM Flex 2	H <sub>2</sub> S	No	2880	244	0 - 4 ppb	0.12 ppb	70 ppb

**Notes:**

Hydrogen sulfide concentrations presented in this data summary table are converted from parts per million, the instrument readout units, to parts per billion. The SPM FLEX Minimum Detectable Limit (MDL) is 1 ppb of Hydrogen Sulfide.

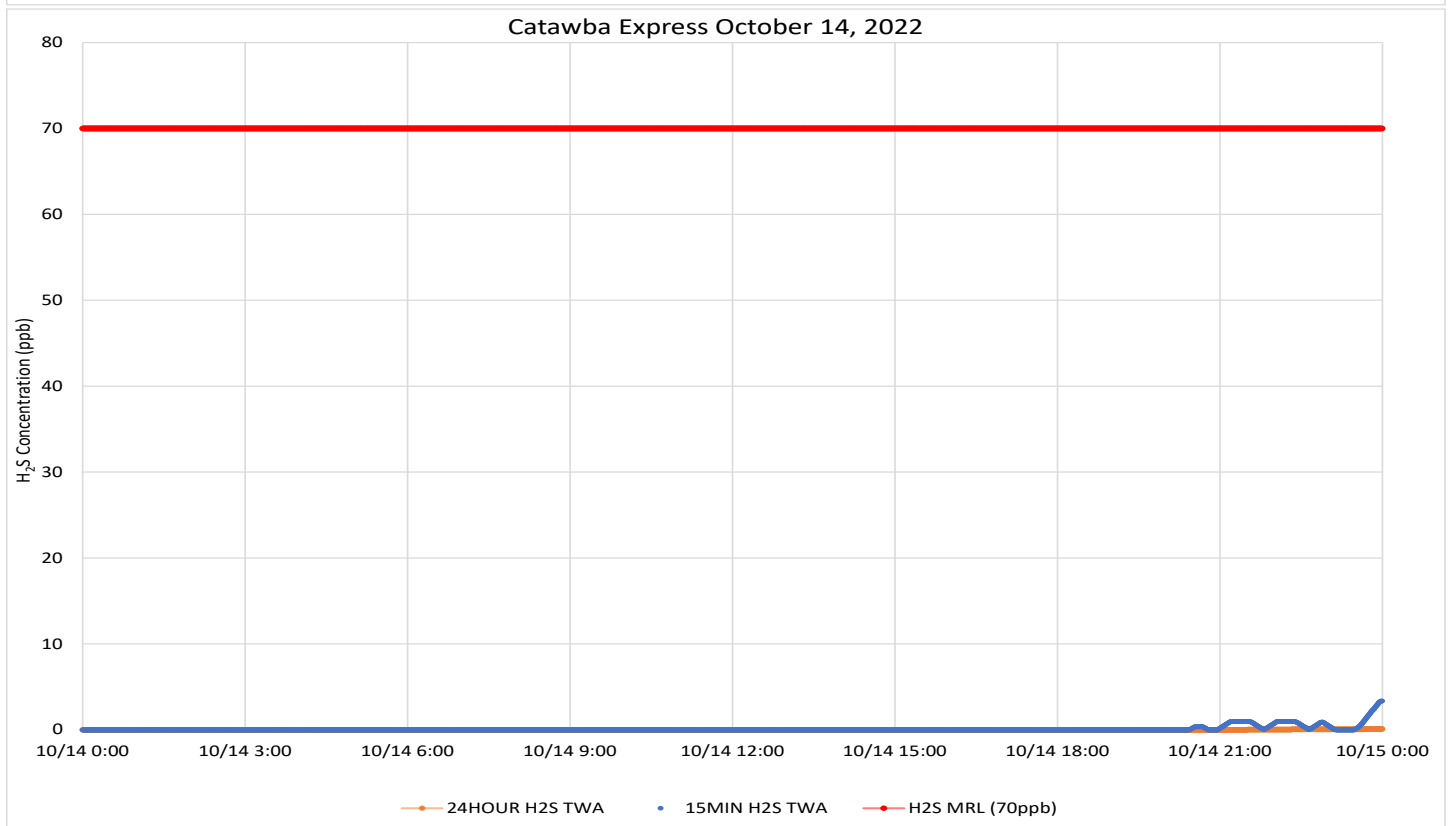
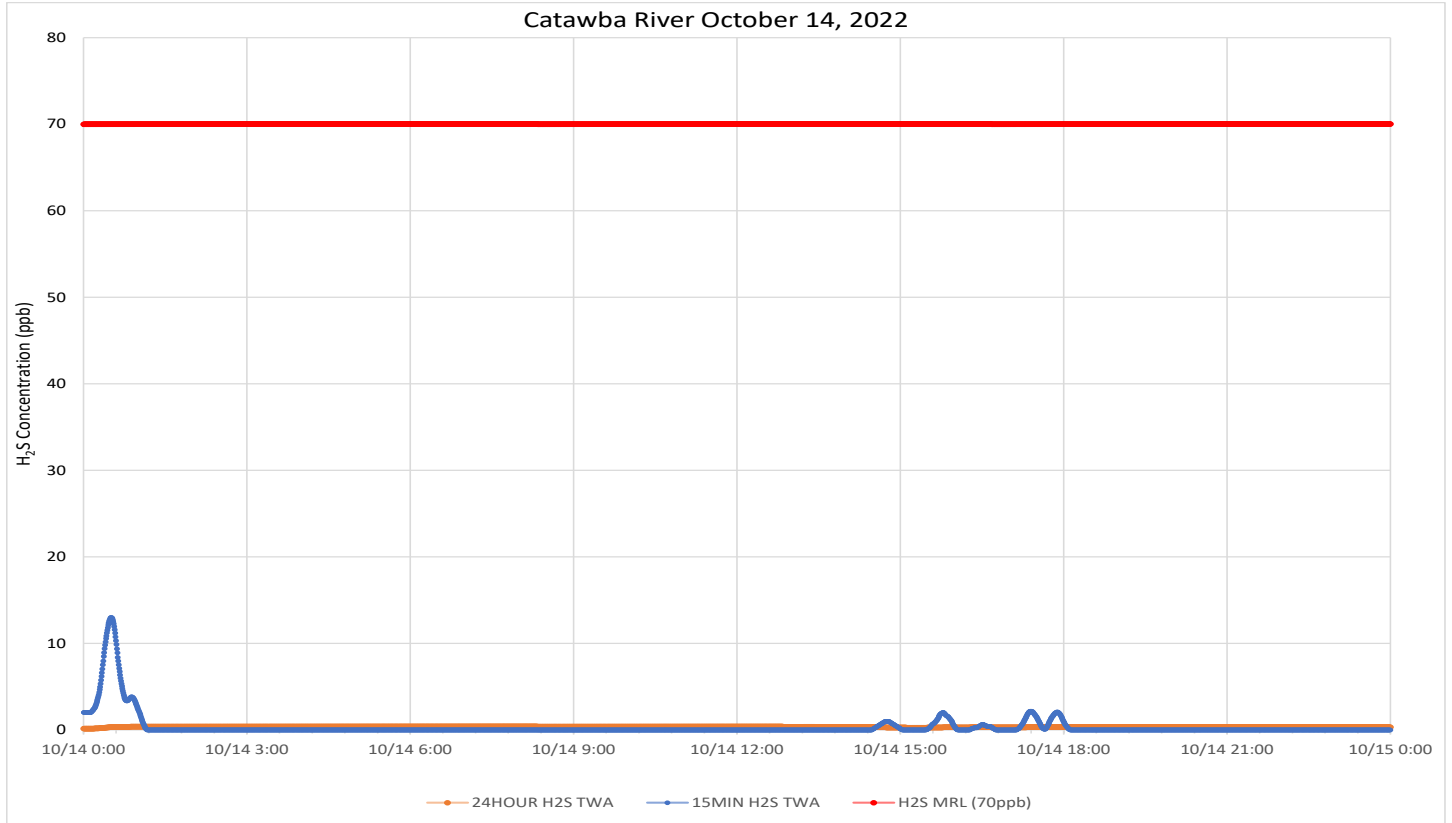
- ATSDR MRL Agency for Toxic Substances and Disease Registry Minimal Risk Level - Acute Exposure (<14 days)
- H<sub>2</sub>S Hydrogen Sulfide
- hr Hour
- ppb Parts per billion
- MRL Exceedance Defines if the 24-hr TWA exceeded the MRL at any time during the period of this report
- SPM Single Point Monitor
- TWA Time Weighted Average



# H<sub>2</sub>S in South Carolina

## Hydrogen Sulfide 15-min and 24-hr Time Weighted Average Graphs

Winds were light and variable to calm intermittently during the day. Winds came from the west to north northwest before dawn, became northerly during the day, and shifted to coming from the southwest after sundown.



Notes: Time is Eastern Daylight Time H<sub>2</sub>S – Hydrogen Sulfide MRL – Minimal Risk Level ppb – Parts per billion



# Air Monitoring Summary Tables

This table summarizes monitoring data collected using DHEC monitors and EPA's Viper wireless remote monitoring system.

**Project Name:** H<sub>2</sub>S in South Carolina



**From:** 10/15/22  
12:00 AM

**To:** 10/15/22  
11:59 PM

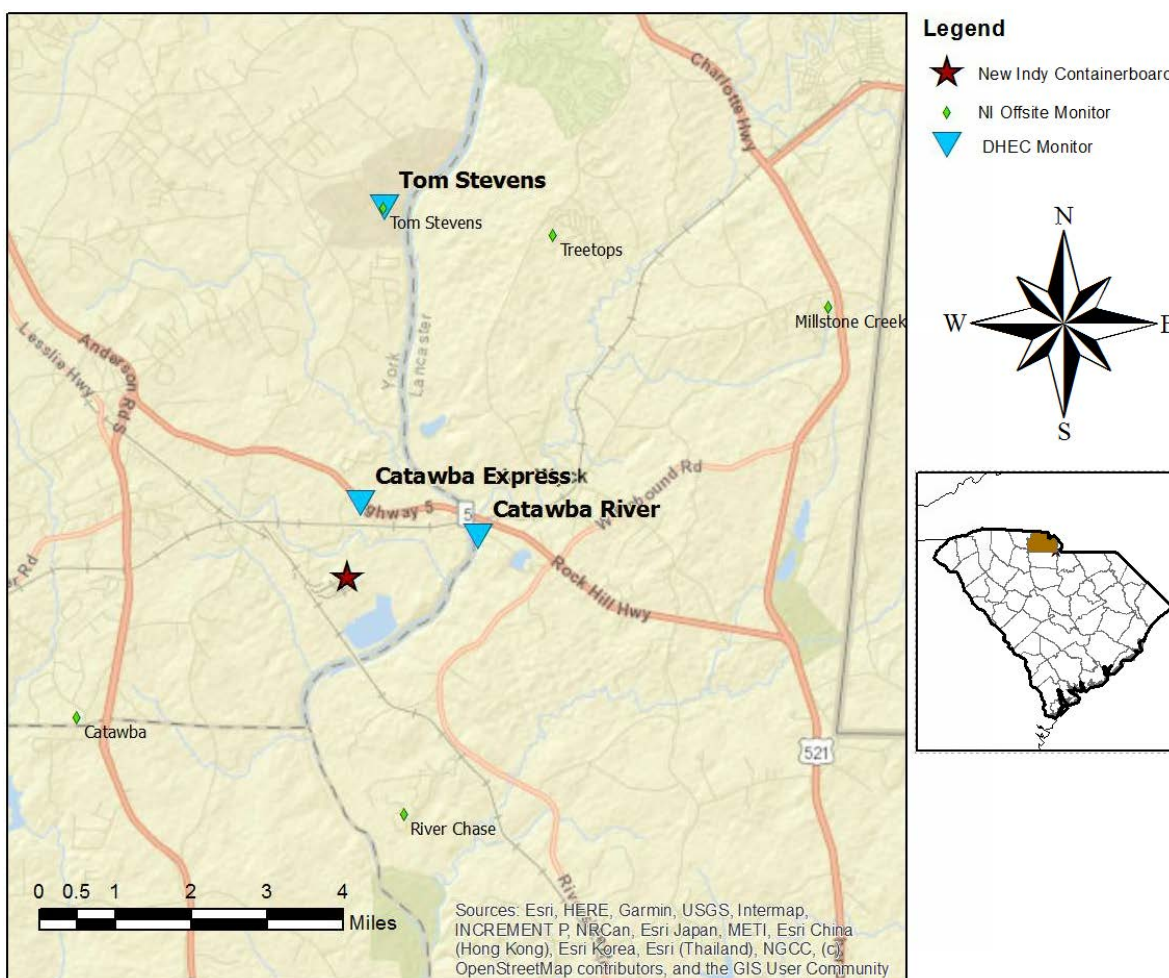
Catawba River							
Instrument	Analyte	ATSDR MRL Exceedance?	Number of Readings	Number of Detections	Concentration Range	Period Average	ATSDR MRL
SPM Flex 3	H <sub>2</sub> S	No	2880	0	0 - 0 ppb	0 ppb	70 ppb

Catawba Express							
Instrument	Analyte	ATSDR MRL Exceedance?	Number of Readings	Number of Detections	Concentration Range	Period Average	ATSDR MRL
SPM Flex 2	H <sub>2</sub> S	No	2880	371	0 - 4 ppb	0.28 ppb	70 ppb

**Notes:**

Hydrogen sulfide concentrations presented in this data summary table are converted from parts per million, the instrument readout units, to parts per billion. The SPM FLEX Minimum Detectable Limit (MDL) is 1 ppb of Hydrogen Sulfide.

- ATSDR MRL Agency for Toxic Substances and Disease Registry Minimal Risk Level - Acute Exposure (<14 days)
- H<sub>2</sub>S Hydrogen Sulfide
- hr Hour
- ppb Parts per billion
- MRL Exceedance Defines if the 24-hr TWA exceeded the MRL at any time during the period of this report
- SPM Single Point Monitor
- TWA Time Weighted Average

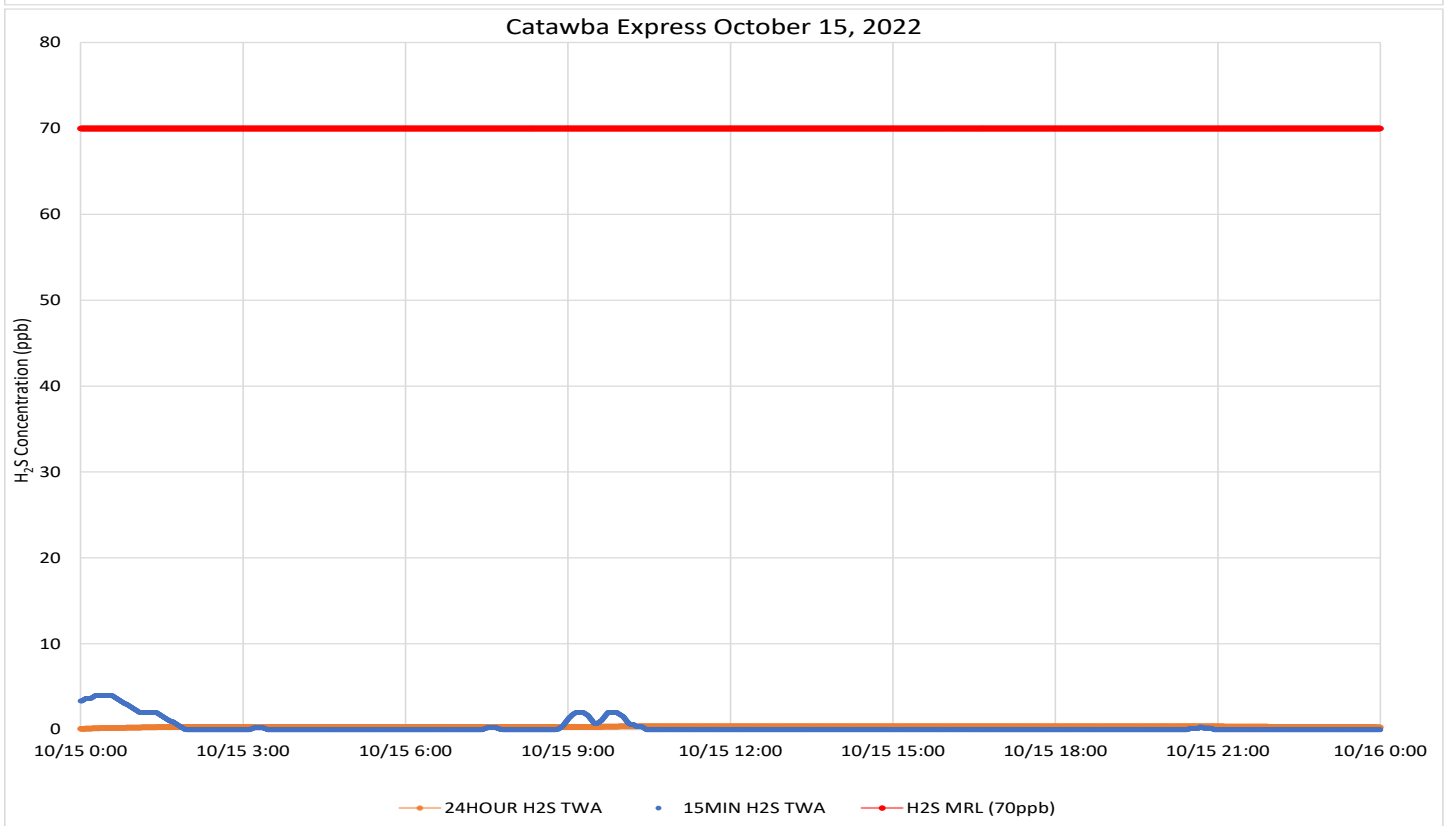
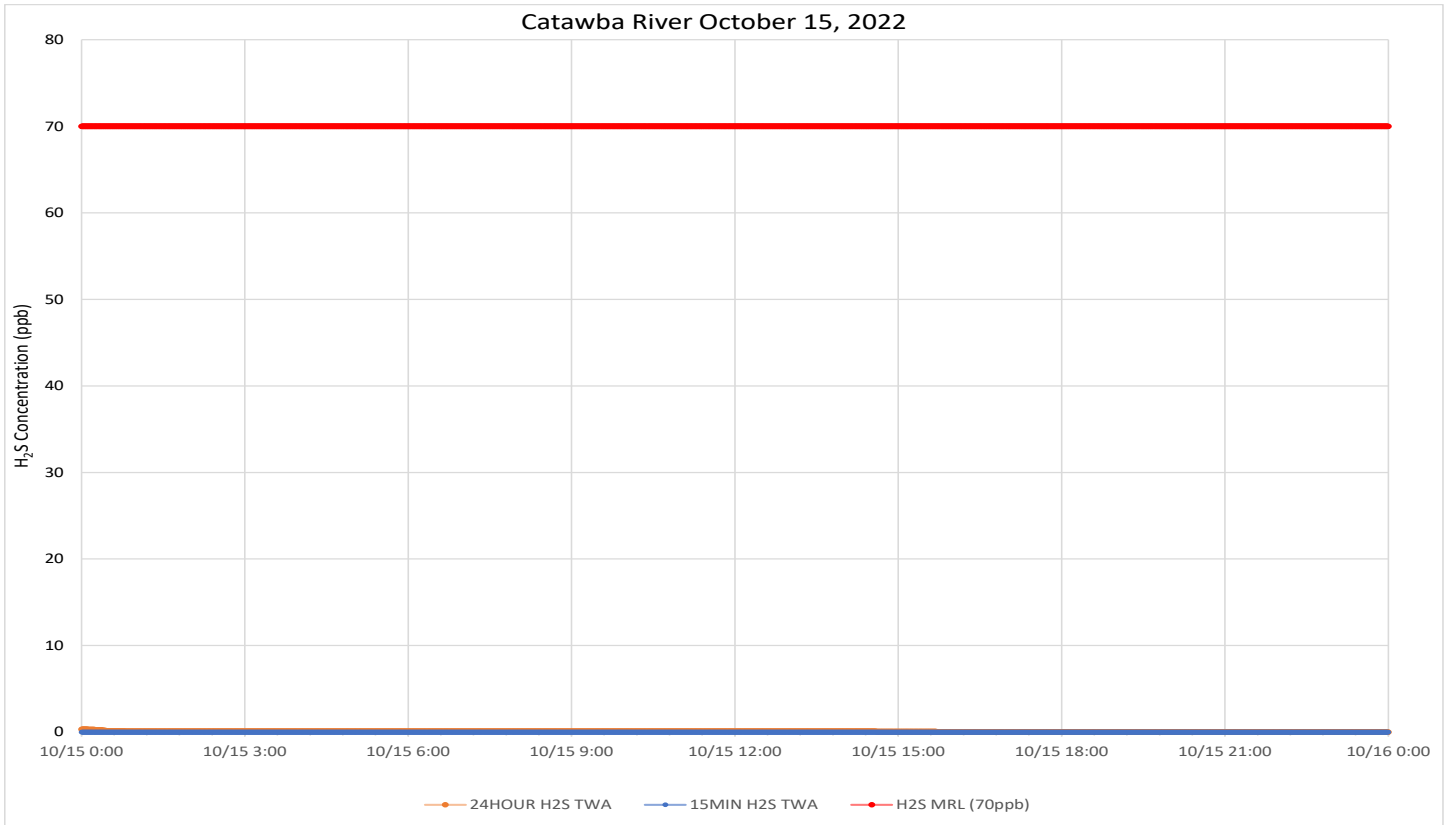




# H<sub>2</sub>S in South Carolina

## Hydrogen Sulfide 15-min and 24-hr Time Weighted Average Graphs

Winds were from the south southwest to west southwest throughout the period, becoming more brisk after noon until sundown.



Notes: Time is Eastern Daylight Time H<sub>2</sub>S – Hydrogen Sulfide MRL – Minimal Risk Level ppb – Parts per billion

# Air Monitoring Summary Tables

This table summarizes monitoring data collected using DHEC monitors and EPA's Viper wireless remote monitoring system.

**Project Name:** H<sub>2</sub>S in South Carolina



**From:** 10/16/22  
12:00 AM

**To:** 10/16/22  
11:59 PM

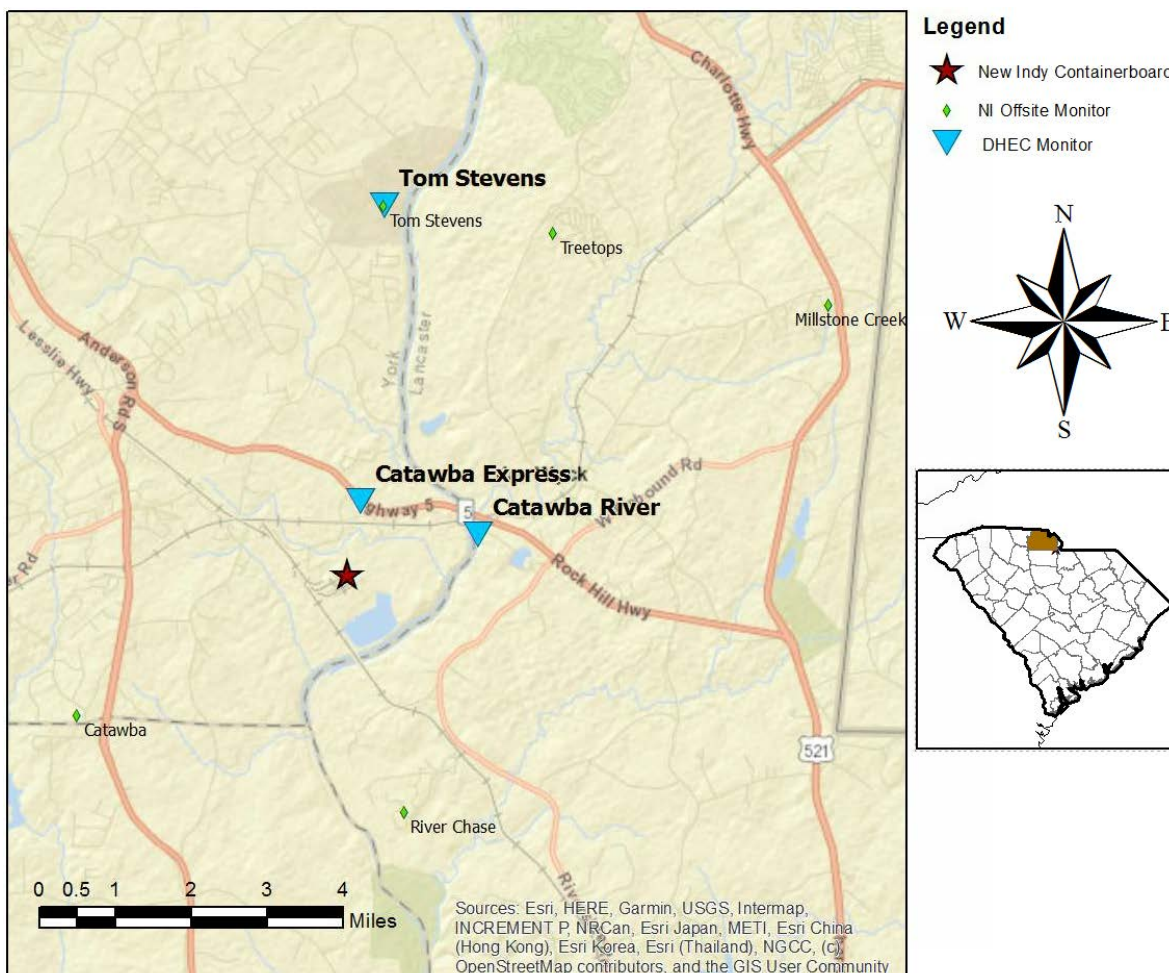
Catawba River							
Instrument	Analyte	ATSDR MRL Exceedance?	Number of Readings	Number of Detections	Concentration Range	Period Average	ATSDR MRL
SPM Flex 3	H <sub>2</sub> S	No	2880	457	0 - 7 ppb	0.5 ppb	70 ppb

Catawba Express							
Instrument	Analyte	ATSDR MRL Exceedance?	Number of Readings	Number of Detections	Concentration Range	Period Average	ATSDR MRL
SPM Flex 2	H <sub>2</sub> S	No	2880	196	0 - 2 ppb	0.09 ppb	70 ppb

**Notes:**

Hydrogen sulfide concentrations presented in this data summary table are converted from parts per million, the instrument readout units, to parts per billion. The SPM FLEX Minimum Detectable Limit (MDL) is 1 ppb of Hydrogen Sulfide.

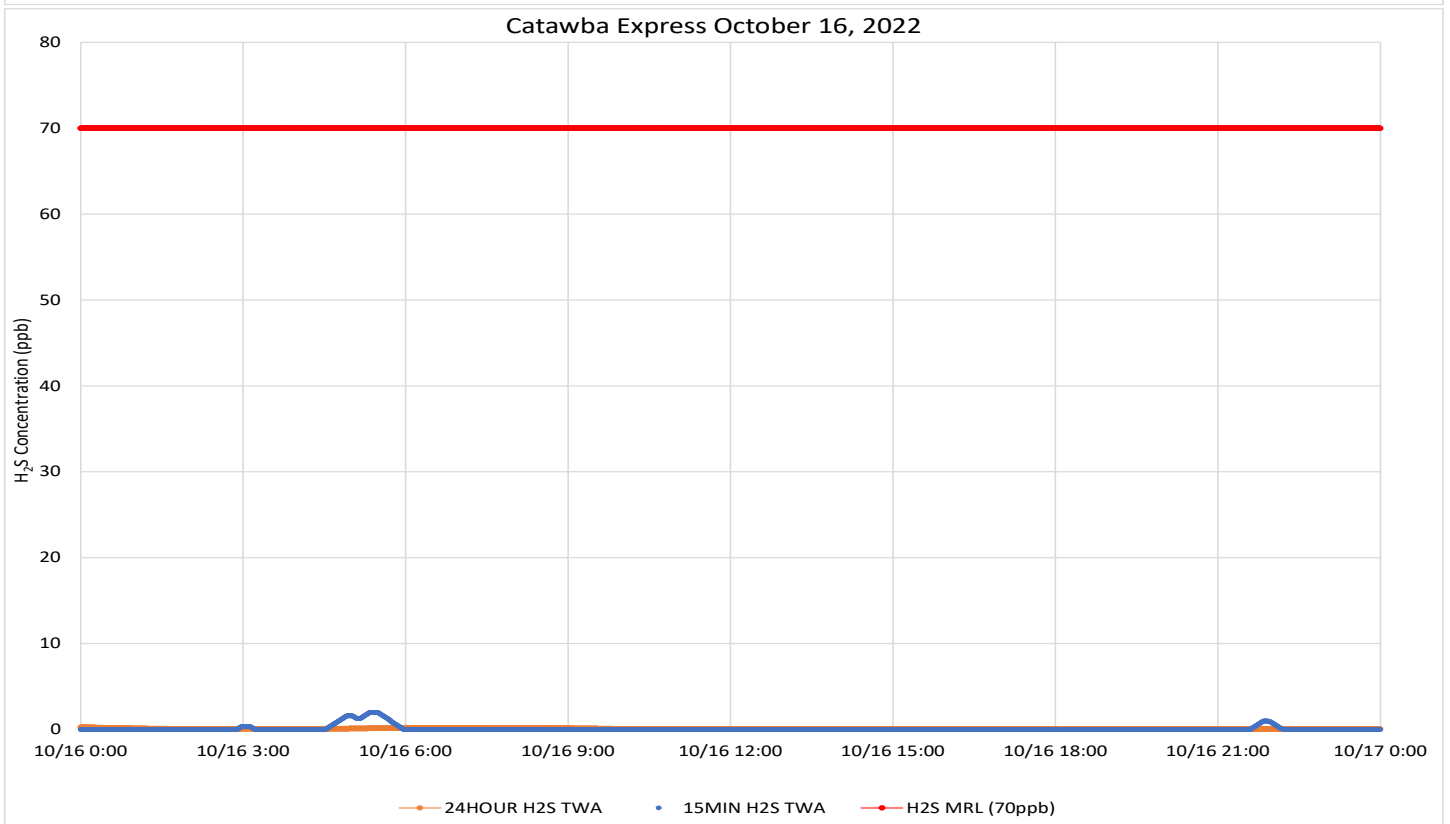
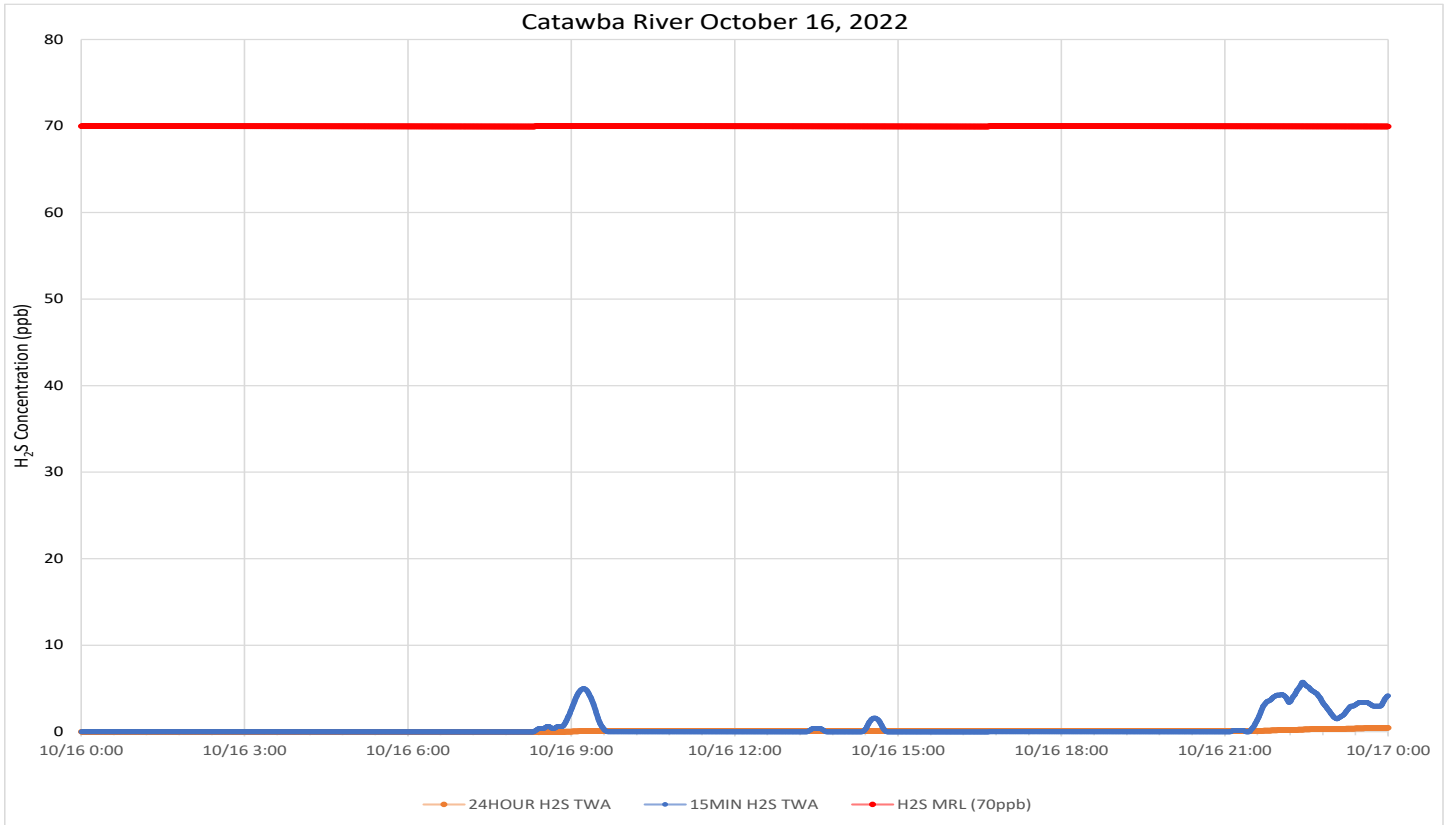
- ATSDR MRL Agency for Toxic Substances and Disease Registry Minimal Risk Level - Acute Exposure (<14 days)
- H<sub>2</sub>S Hydrogen Sulfide
- hr Hour
- ppb Parts per billion
- MRL Exceedance Defines if the 24-hr TWA exceeded the MRL at any time during the period of this report
- SPM Single Point Monitor
- TWA Time Weighted Average



# H<sub>2</sub>S in South Carolina

## Hydrogen Sulfide 15-min and 24-hr Time Weighted Average Graphs

Winds were from the south southwest to west southwest throughout the period.



Notes: Time is Eastern Daylight Time H<sub>2</sub>S – Hydrogen Sulfide MRL – Minimal Risk Level ppb – Parts per billion

# Air Monitoring Summary Tables

This table summarizes monitoring data collected using DHEC monitors and EPA's Viper wireless remote monitoring system.

**Project Name:** H<sub>2</sub>S in South Carolina



**From:** 10/17/22  
12:00 AM

**To:** 10/17/22  
11:59 PM

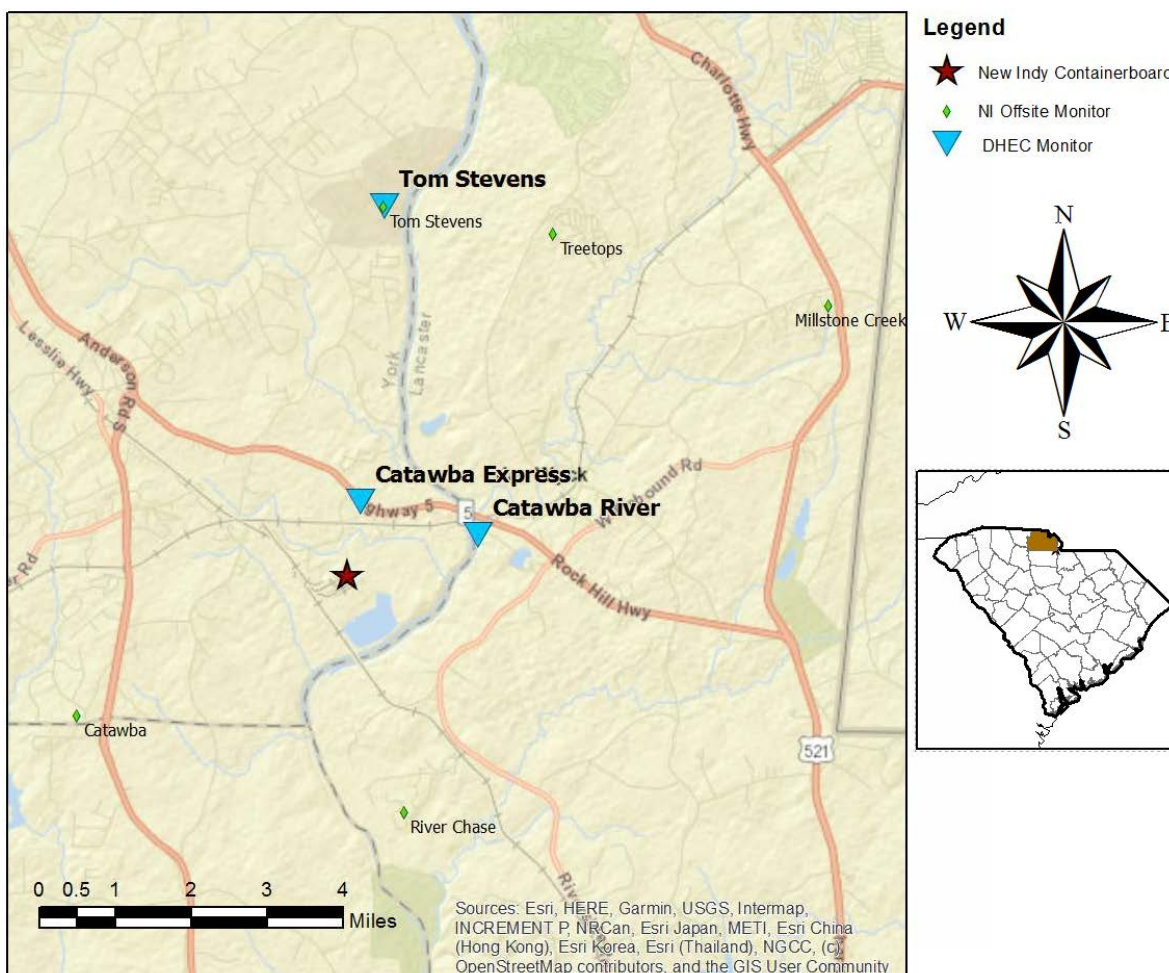
Catawba River							
Instrument	Analyte	ATSDR MRL Exceedance?	Number of Readings	Number of Detections	Concentration Range	Period Average	ATSDR MRL
SPM Flex 3	H <sub>2</sub> S	No	2880	564	0 - 11 ppb	0.45 ppb	70 ppb

Catawba Express							
Instrument	Analyte	ATSDR MRL Exceedance?	Number of Readings	Number of Detections	Concentration Range	Period Average	ATSDR MRL
SPM Flex 2	H <sub>2</sub> S	No	2881	133	0 - 2 ppb	0.06 ppb	70 ppb

**Notes:**

Hydrogen sulfide concentrations presented in this data summary table are converted from parts per million, the instrument readout units, to parts per billion. The SPM FLEX Minimum Detectable Limit (MDL) is 1 ppb of Hydrogen Sulfide.

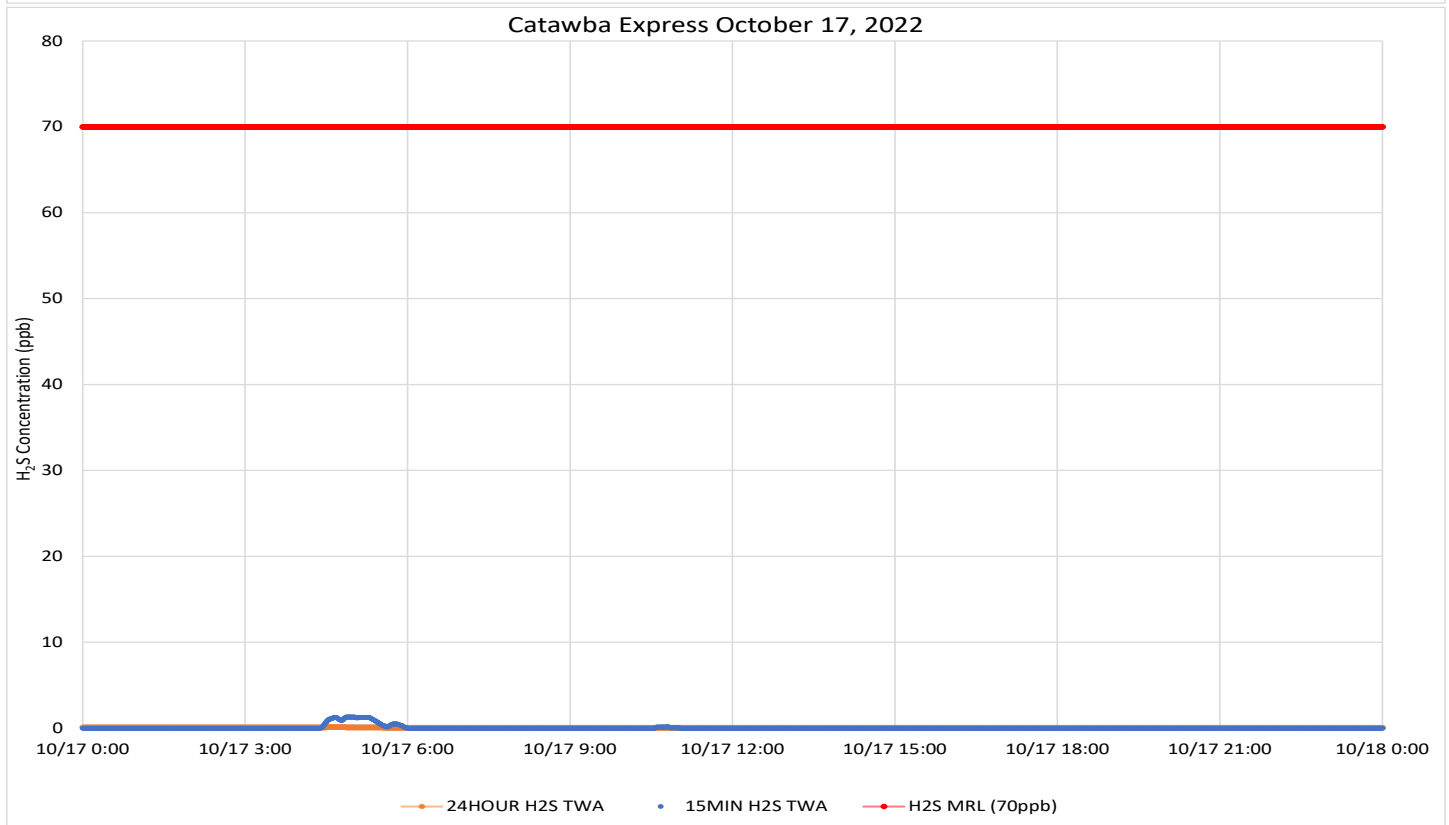
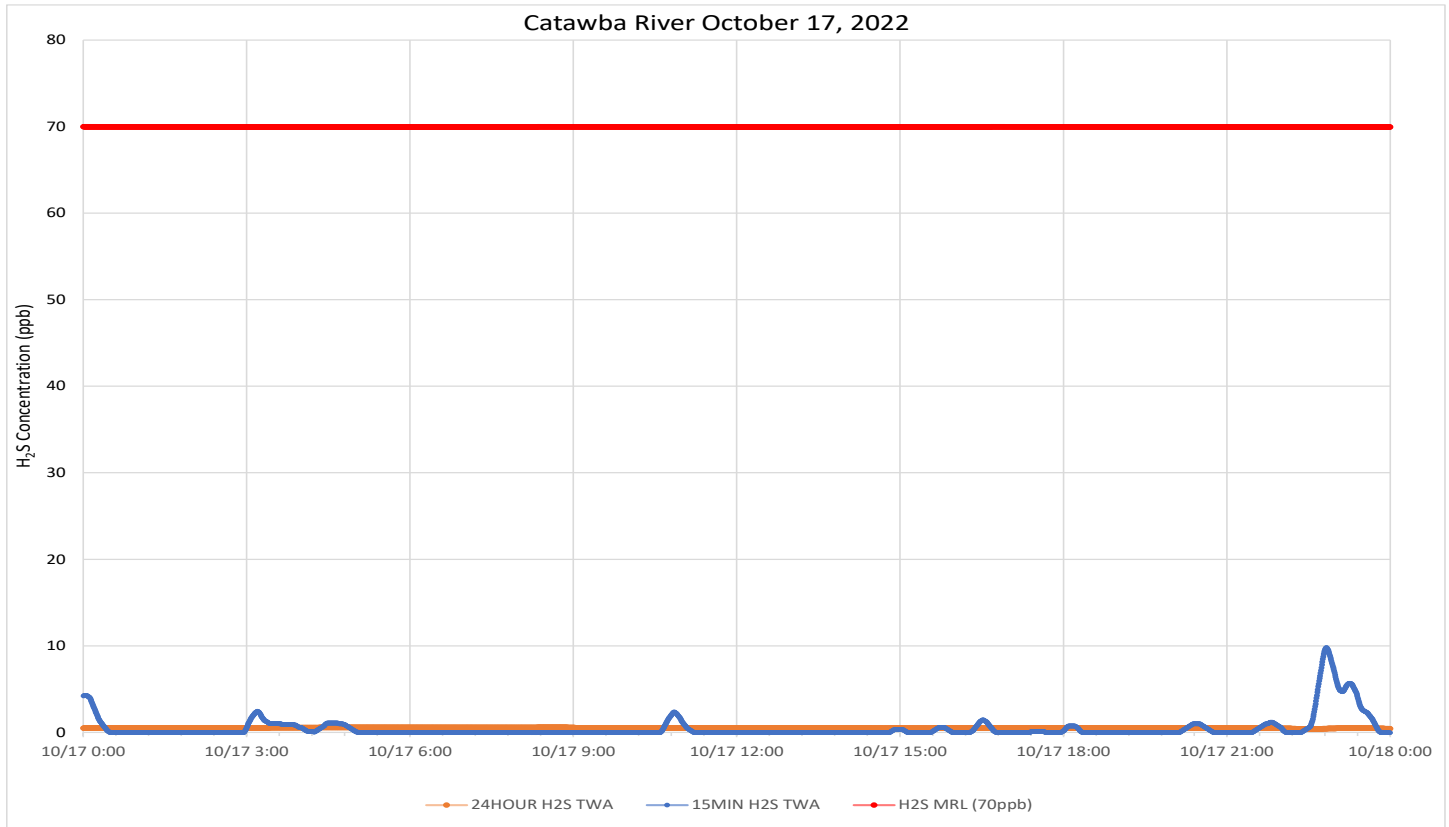
- ATSDR MRL Agency for Toxic Substances and Disease Registry Minimal Risk Level - Acute Exposure (<14 days)
- H<sub>2</sub>S Hydrogen Sulfide
- hr Hour
- ppb Parts per billion
- MRL Exceedance Defines if the 24-hr TWA exceeded the MRL at any time during the period of this report
- SPM Single Point Monitor
- TWA Time Weighted Average



# H<sub>2</sub>S in South Carolina

## Hydrogen Sulfide 15-min and 24-hr Time Weighted Average Graphs

Winds were from the south southwest to southwest through noon, shifting to southwest to west until approximately 10PM, afterwards shifting to from the west northwest to north northwest at the end of the period.



Notes: Time is Eastern Daylight Time H<sub>2</sub>S – Hydrogen Sulfide MRL – Minimal Risk Level ppb – Parts per billion



# Air Monitoring Summary Tables

This table summarizes monitoring data collected using DHEC monitors and EPA's Viper wireless remote monitoring system.

**Project Name:** H<sub>2</sub>S in South Carolina



**From:** 10/18/22  
12:00 AM

**To:** 10/18/22  
11:59 PM

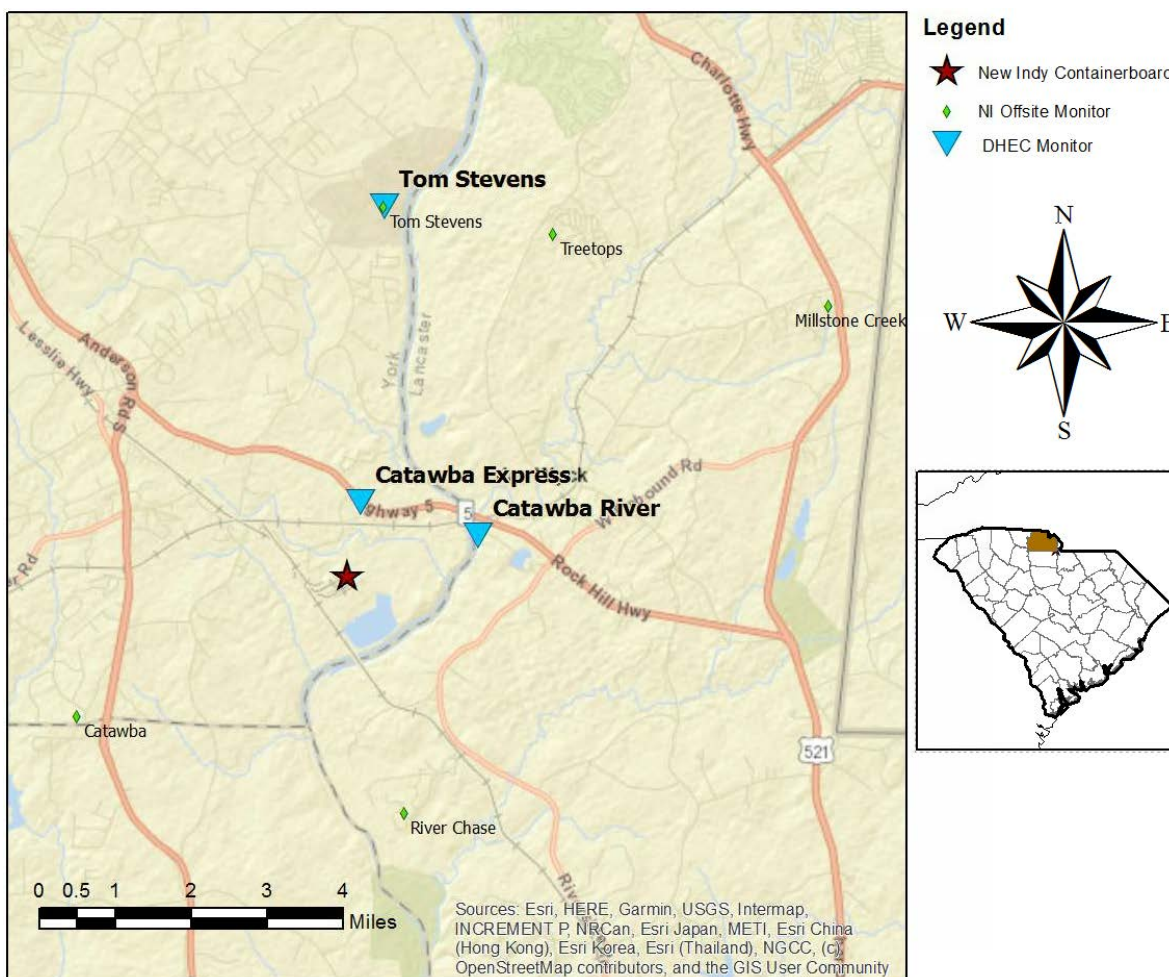
Catawba River							
Instrument	Analyte	ATSDR MRL Exceedance?	Number of Readings	Number of Detections	Concentration Range	Period Average	ATSDR MRL
SPM Flex 3	H <sub>2</sub> S	No	2880	0	0 - 0 ppb	0 ppb	70 ppb

Catawba Express							
Instrument	Analyte	ATSDR MRL Exceedance?	Number of Readings	Number of Detections	Concentration Range	Period Average	ATSDR MRL
SPM Flex 2	H <sub>2</sub> S	No	2879	0	0 - 0 ppb	0 ppb	70 ppb

**Notes:**

Hydrogen sulfide concentrations presented in this data summary table are converted from parts per million, the instrument readout units, to parts per billion. The SPM FLEX Minimum Detectable Limit (MDL) is 1 ppb of Hydrogen Sulfide.

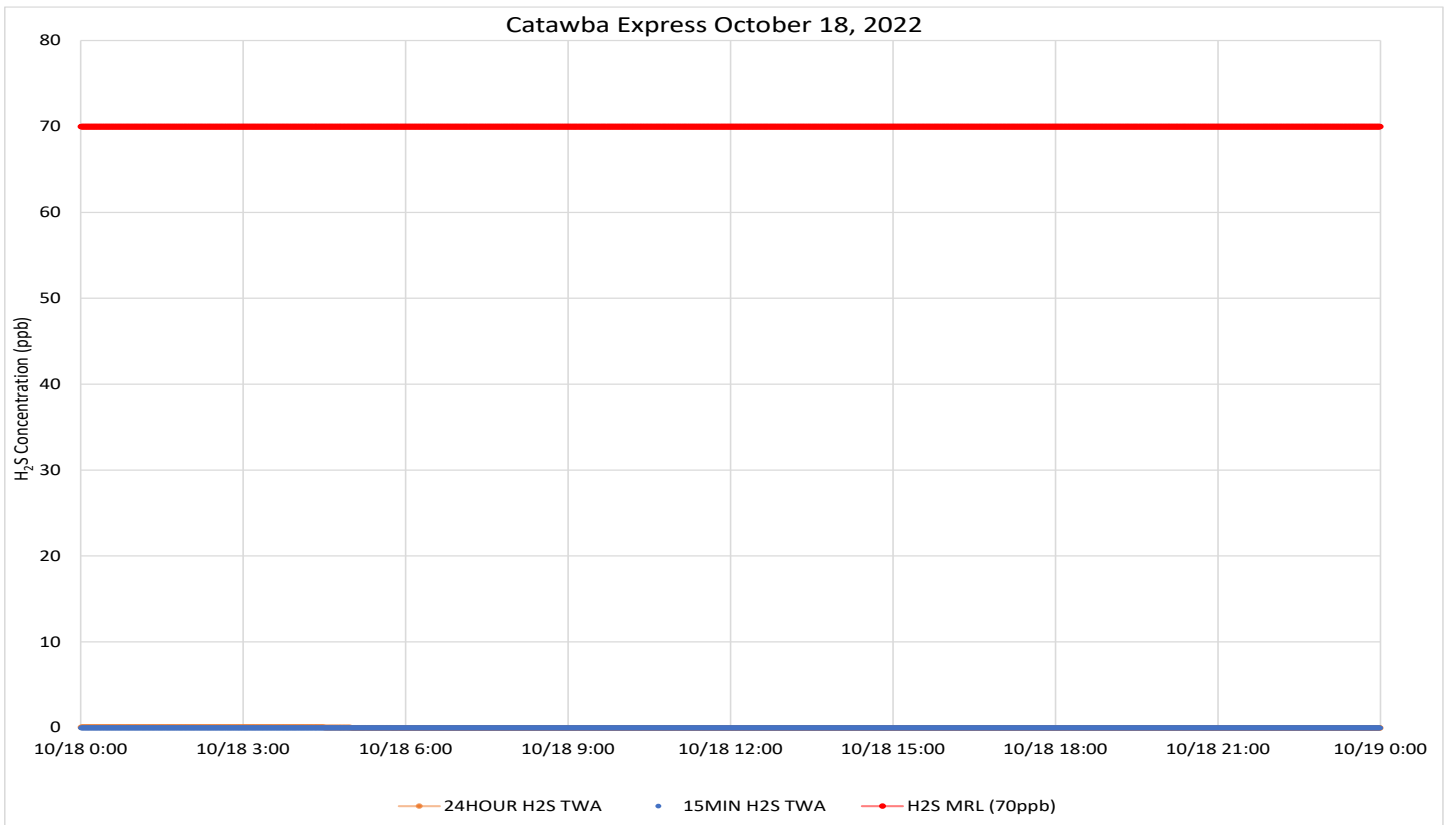
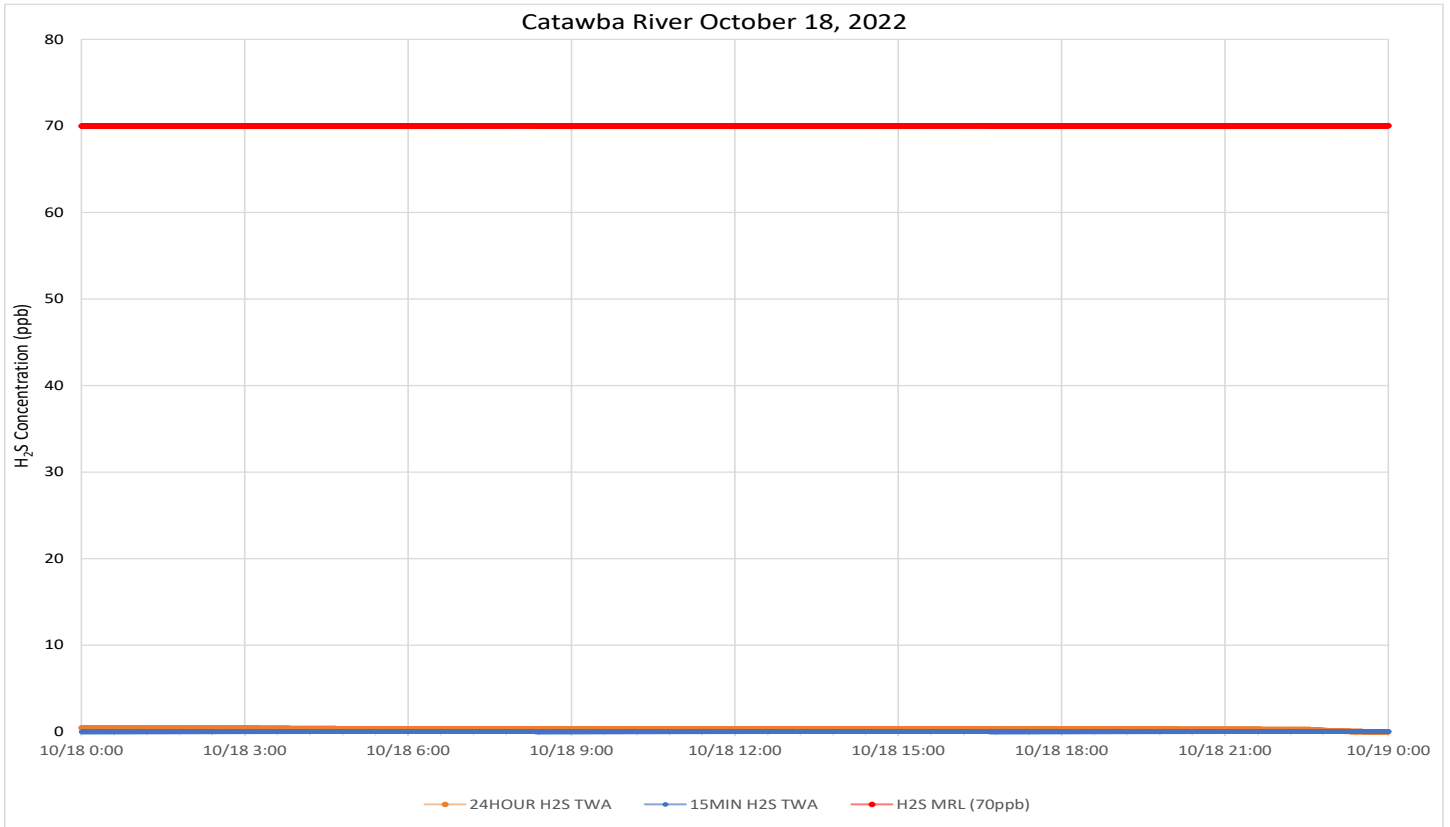
- ATSDR MRL Agency for Toxic Substances and Disease Registry Minimal Risk Level - Acute Exposure (<14 days)
- H<sub>2</sub>S Hydrogen Sulfide
- hr Hour
- ppb Parts per billion
- MRL Exceedance Defines if the 24-hr TWA exceeded the MRL at any time during the period of this report
- SPM Single Point Monitor
- TWA Time Weighted Average



# H<sub>2</sub>S in South Carolina

## Hydrogen Sulfide 15-min and 24-hr Time Weighted Average Graphs

Winds were from the northwest to north northeast during the period.



Notes: Time is Eastern Daylight Time H<sub>2</sub>S – Hydrogen Sulfide MRL – Minimal Risk Level ppb – Parts per billion

# Air Monitoring Summary Tables

This table summarizes monitoring data collected using DHEC monitors and EPA's Viper wireless remote monitoring system.

**Project Name:** H<sub>2</sub>S in South Carolina



**From:** 10/19/22  
12:00 AM

**To:** 10/19/22  
11:59 PM

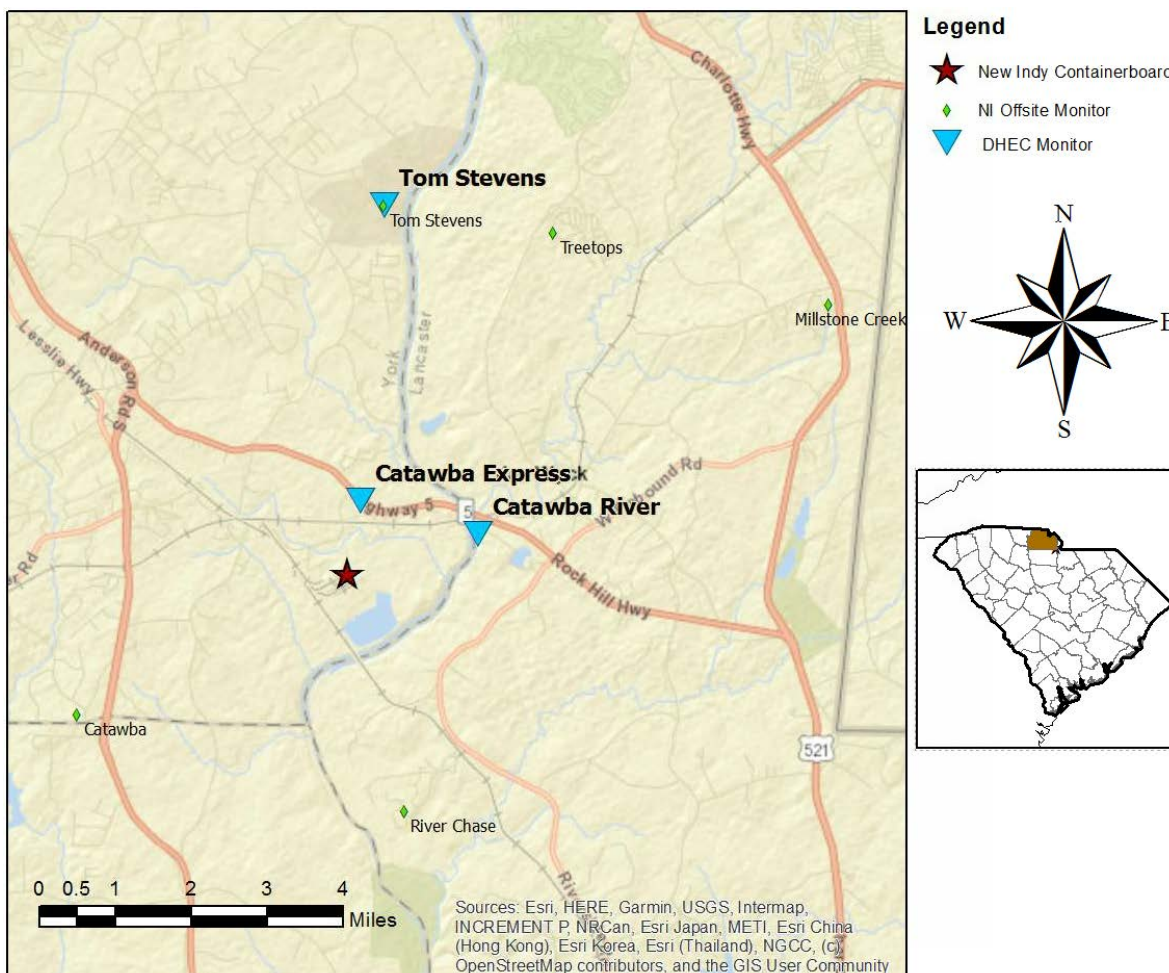
Catawba River							
Instrument	Analyte	ATSDR MRL Exceedance?	Number of Readings	Number of Detections	Concentration Range	Period Average	ATSDR MRL
SPM Flex 3	H <sub>2</sub> S	No	2880	309	0 - 7 ppb	0.26 ppb	70 ppb

Catawba Express							
Instrument	Analyte	ATSDR MRL Exceedance?	Number of Readings	Number of Detections	Concentration Range	Period Average	ATSDR MRL
SPM Flex 2	H <sub>2</sub> S	No	2880	13	0 - 1 ppb	0 ppb	70 ppb

**Notes:**

Hydrogen sulfide concentrations presented in this data summary table are converted from parts per million, the instrument readout units, to parts per billion. The SPM FLEX Minimum Detectable Limit (MDL) is 1 ppb of Hydrogen Sulfide.

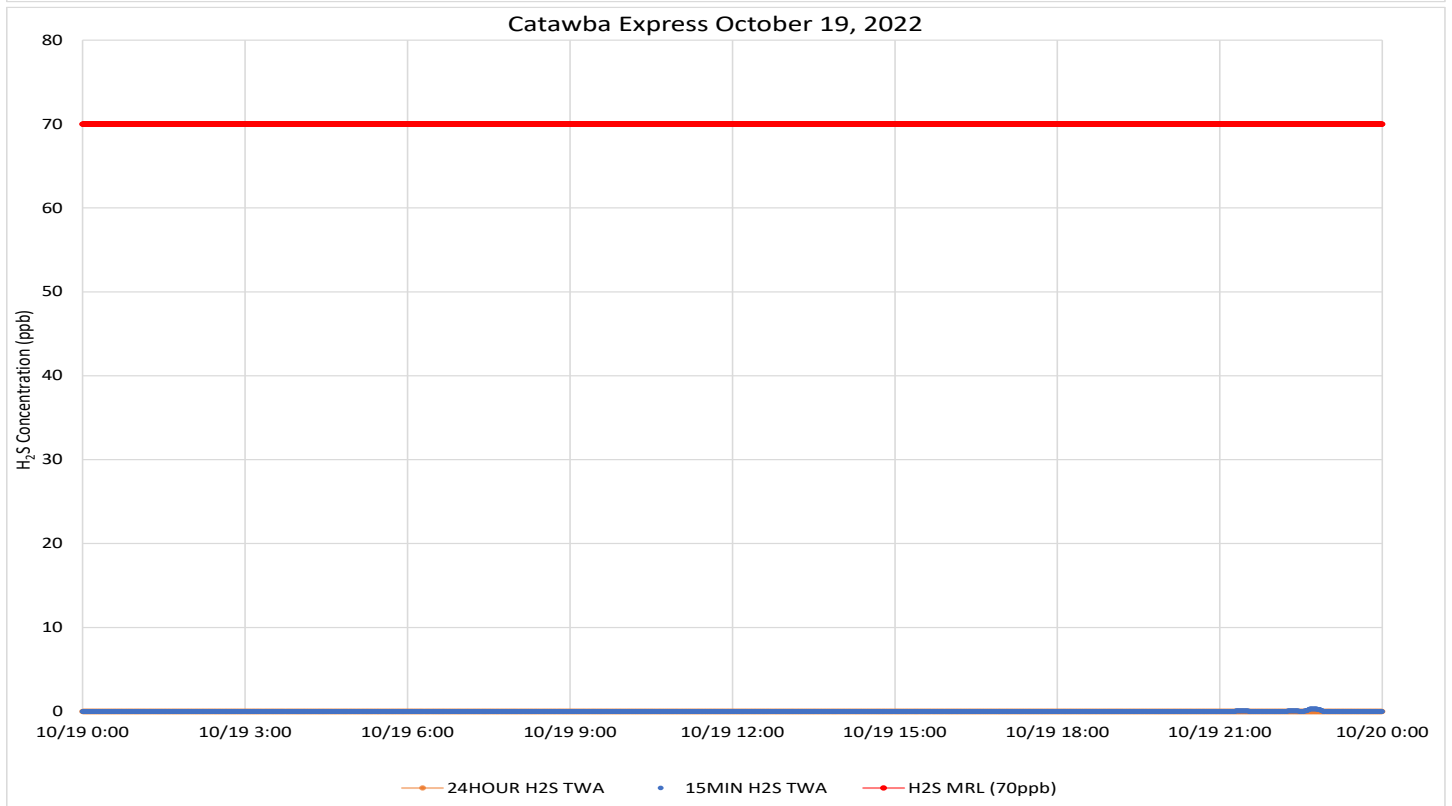
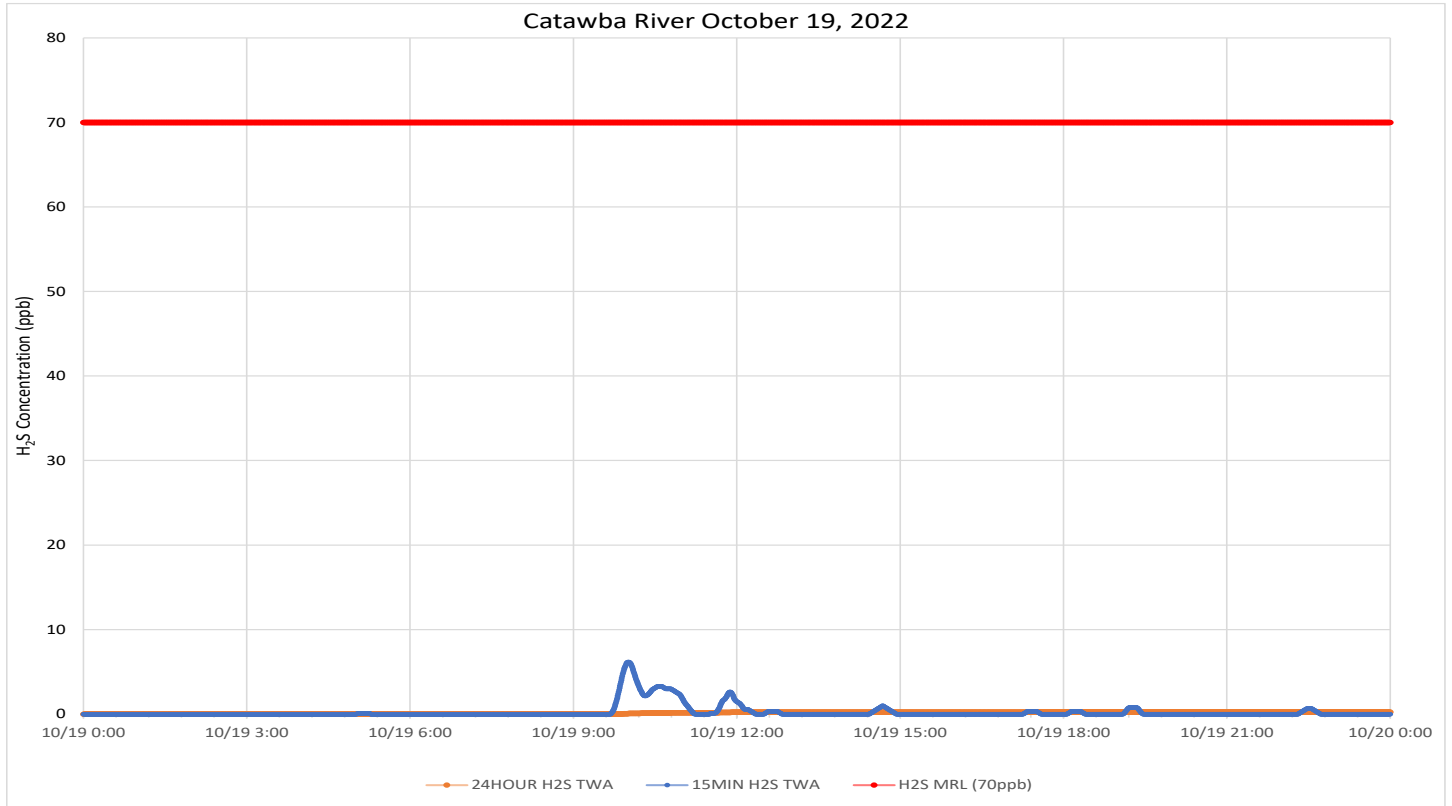
- ATSDR MRL Agency for Toxic Substances and Disease Registry Minimal Risk Level - Acute Exposure (<14 days)
- H<sub>2</sub>S Hydrogen Sulfide
- hr Hour
- ppb Parts per billion
- MRL Exceedance Defines if the 24-hr TWA exceeded the MRL at any time during the period of this report
- SPM Single Point Monitor
- TWA Time Weighted Average



# H<sub>2</sub>S in South Carolina

## Hydrogen Sulfide 15-min and 24-hr Time Weighted Average Graphs

Wind direction was variable during the period, starting from the north northwest in the early morning, shifting to from the west southwest by dawn, from the west in the morning before noon, and becoming light to calm and more northerly by the end of the period.



Notes: Time is Eastern Daylight Time H<sub>2</sub>S – Hydrogen Sulfide MRL – Minimal Risk Level ppb – Parts per billion



# Air Monitoring Summary Tables

This table summarizes monitoring data collected using DHEC monitors and EPA's Viper wireless remote monitoring system.

**Project Name:** H<sub>2</sub>S in South Carolina



**From:** 10/20/22  
12:00 AM

**To:** 10/20/22  
11:59 PM

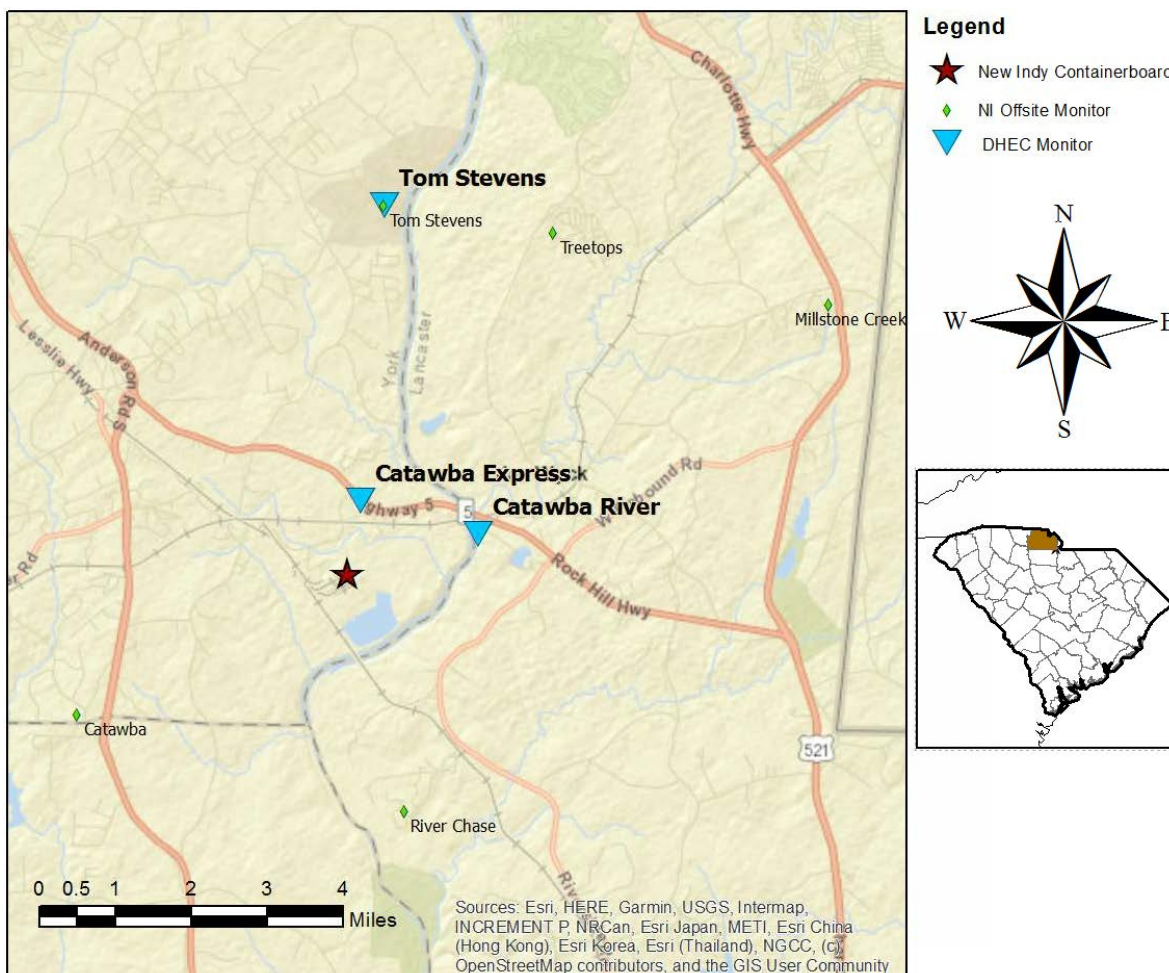
Catawba River							
Instrument	Analyte	ATSDR MRL Exceedance?	Number of Readings	Number of Detections	Concentration Range	Period Average	ATSDR MRL
SPM Flex 3	H <sub>2</sub> S	No	2880	69	0 - 2 ppb	0.04 ppb	70 ppb

Catawba Express							
Instrument	Analyte	ATSDR MRL Exceedance?	Number of Readings	Number of Detections	Concentration Range	Period Average	ATSDR MRL
SPM Flex 2	H <sub>2</sub> S	No	6918	2377	0 - 10 ppb	0.73 ppb	70 ppb

**Notes:**

Hydrogen sulfide concentrations presented in this data summary table are converted from parts per million, the instrument readout units, to parts per billion. The SPM FLEX Minimum Detectable Limit (MDL) is 1 ppb of Hydrogen Sulfide.

- ATSDR MRL Agency for Toxic Substances and Disease Registry Minimal Risk Level - Acute Exposure (<14 days)
- H<sub>2</sub>S Hydrogen Sulfide
- hr Hour
- ppb Parts per billion
- MRL Exceedance Defines if the 24-hr TWA exceeded the MRL at any time during the period of this report
- SPM Single Point Monitor
- TWA Time Weighted Average

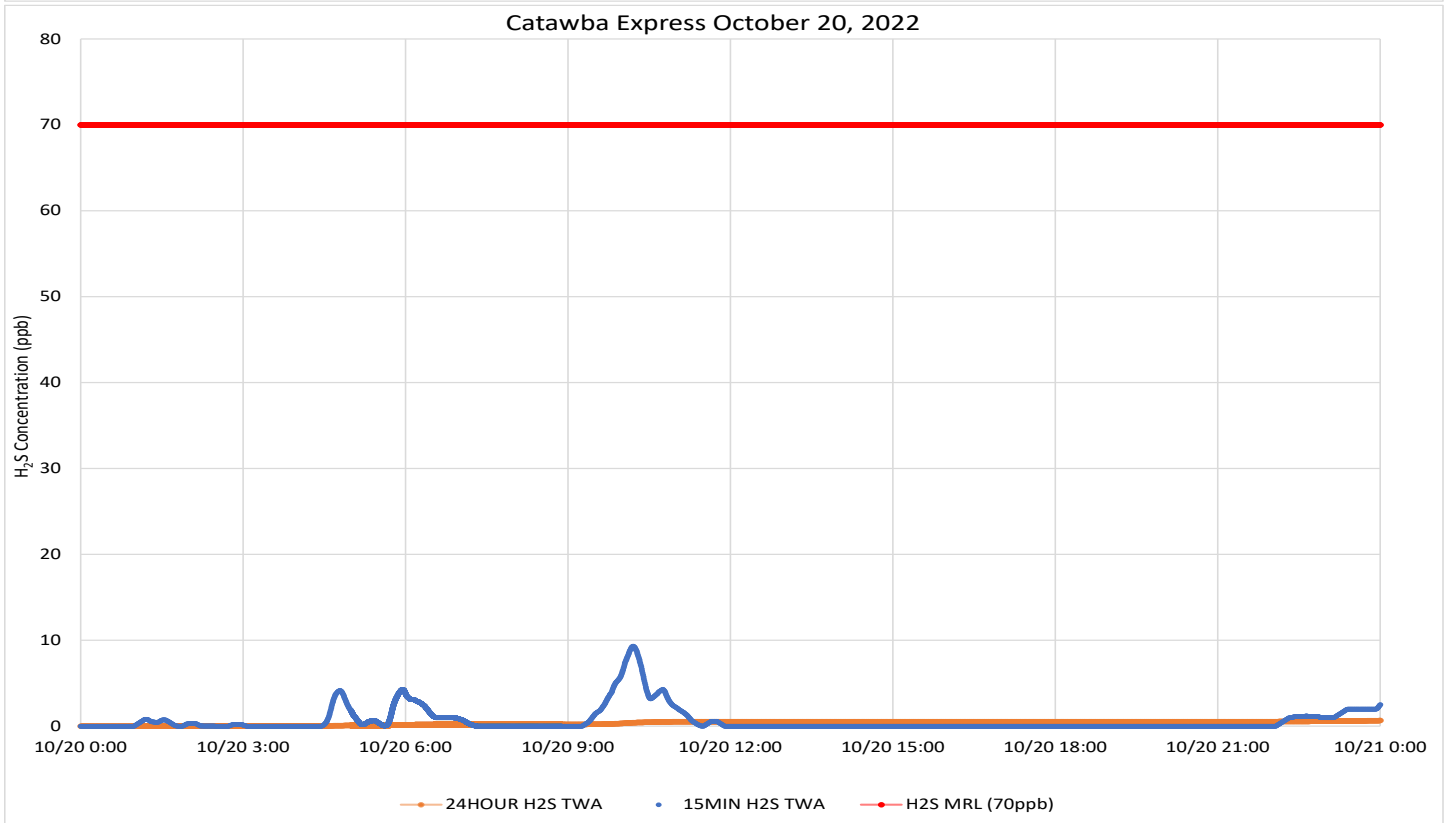
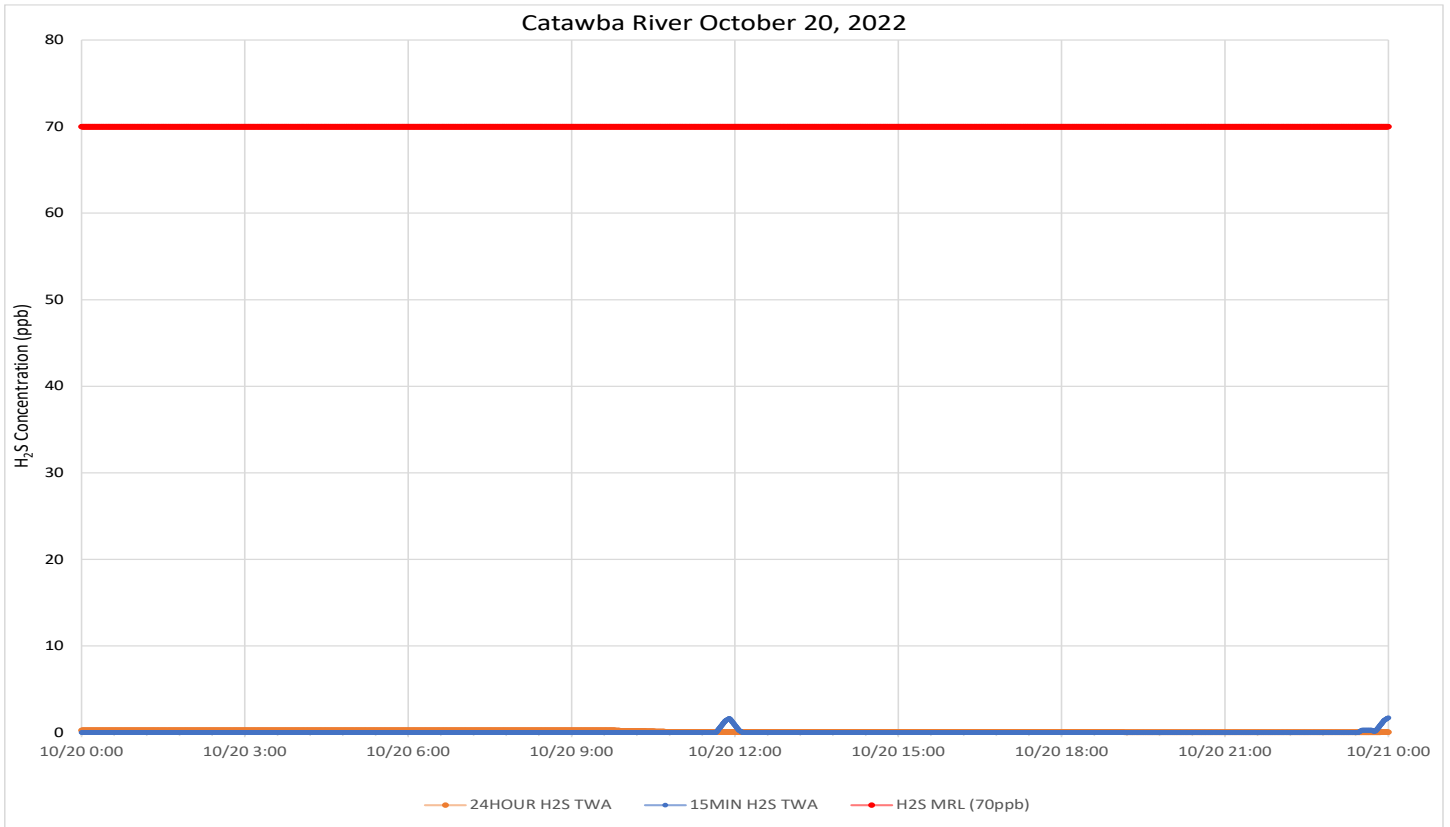




# H<sub>2</sub>S in South Carolina

## Hydrogen Sulfide 15-min and 24-hr Time Weighted Average Graphs

Wind was light to calm and variable through mid-morning and after sundown. During the day, winds were from the south southwest to west southwest.



Notes: Time is Eastern Daylight Time H<sub>2</sub>S – Hydrogen Sulfide MRL – Minimal Risk Level ppb – Parts per billion

# Air Monitoring Summary Tables

This table summarizes monitoring data collected using DHEC monitors and EPA's Viper wireless remote monitoring system.

**Project Name:** H<sub>2</sub>S in South Carolina



**From:** 10/21/22  
12:00 AM

**To:** 10/21/22  
11:59 PM

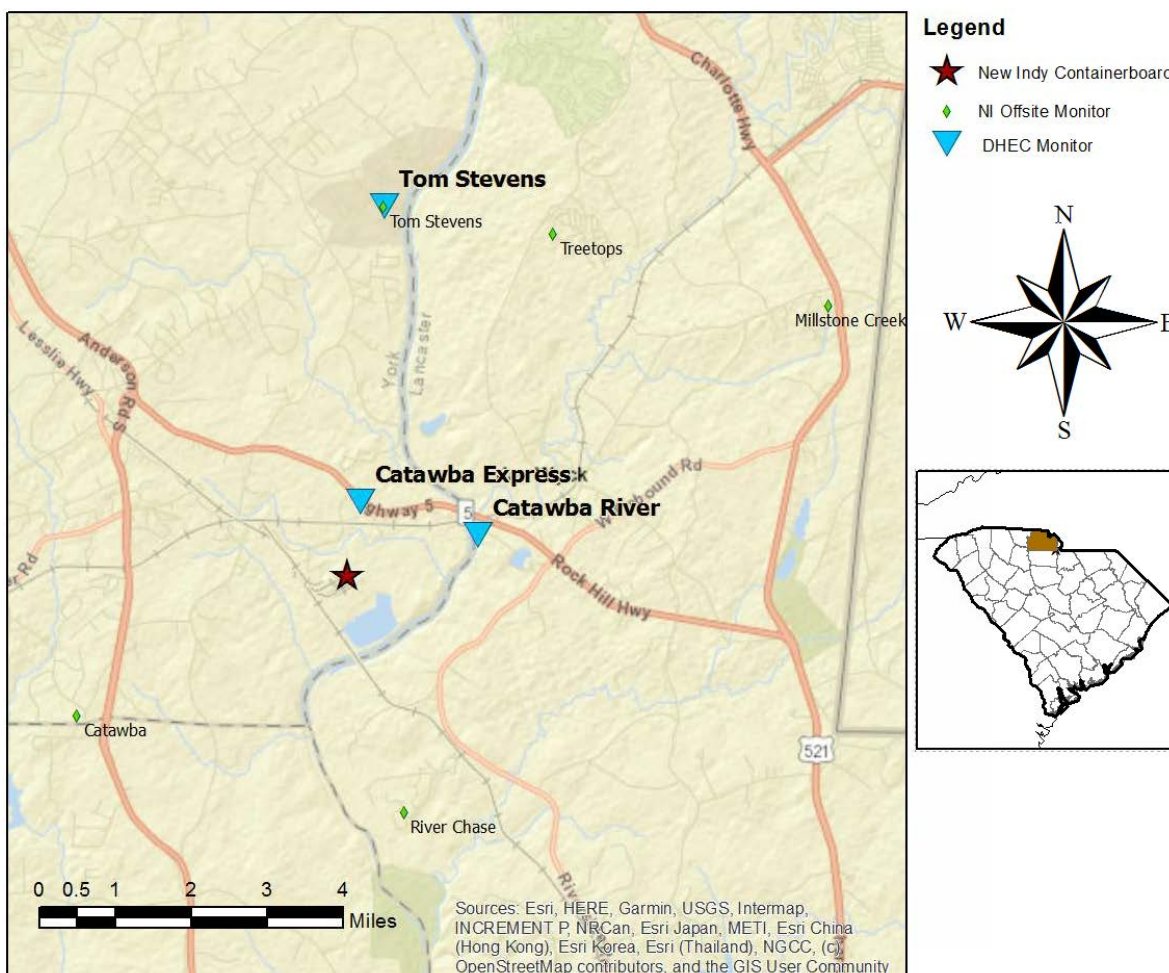
Catawba River							
Instrument	Analyte	ATSDR MRL Exceedance?	Number of Readings	Number of Detections	Concentration Range	Period Average	ATSDR MRL
SPM Flex 3	H <sub>2</sub> S	No	2880	197	0 - 2 ppb	0.09 ppb	70 ppb

Catawba Express							
Instrument	Analyte	ATSDR MRL Exceedance?	Number of Readings	Number of Detections	Concentration Range	Period Average	ATSDR MRL
SPM Flex 2	H <sub>2</sub> S	No	2880	1151	0 - 17 ppb	1.87 ppb	70 ppb

**Notes:**

Hydrogen sulfide concentrations presented in this data summary table are converted from parts per million, the instrument readout units, to parts per billion. The SPM FLEX Minimum Detectable Limit (MDL) is 1 ppb of Hydrogen Sulfide.

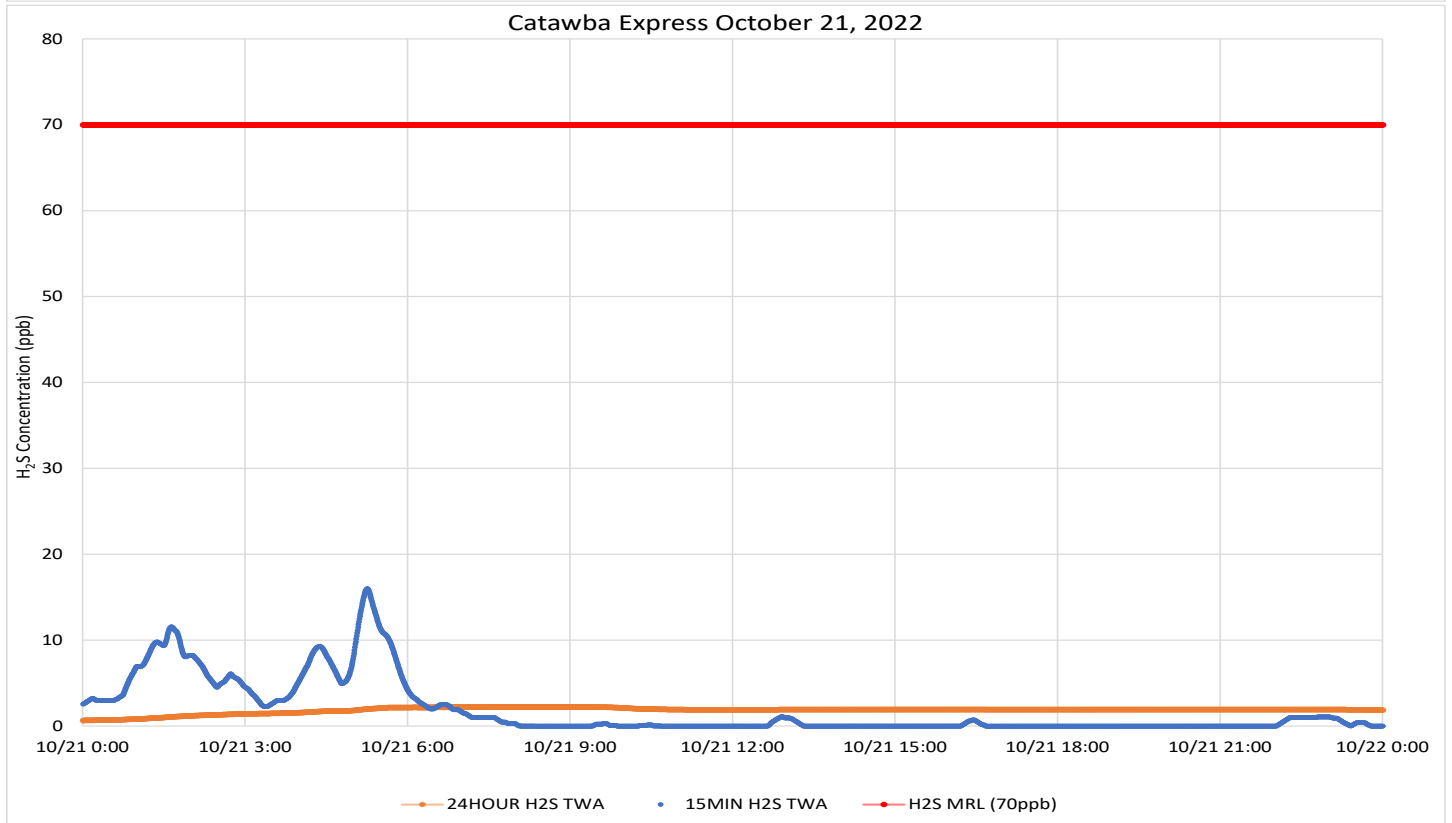
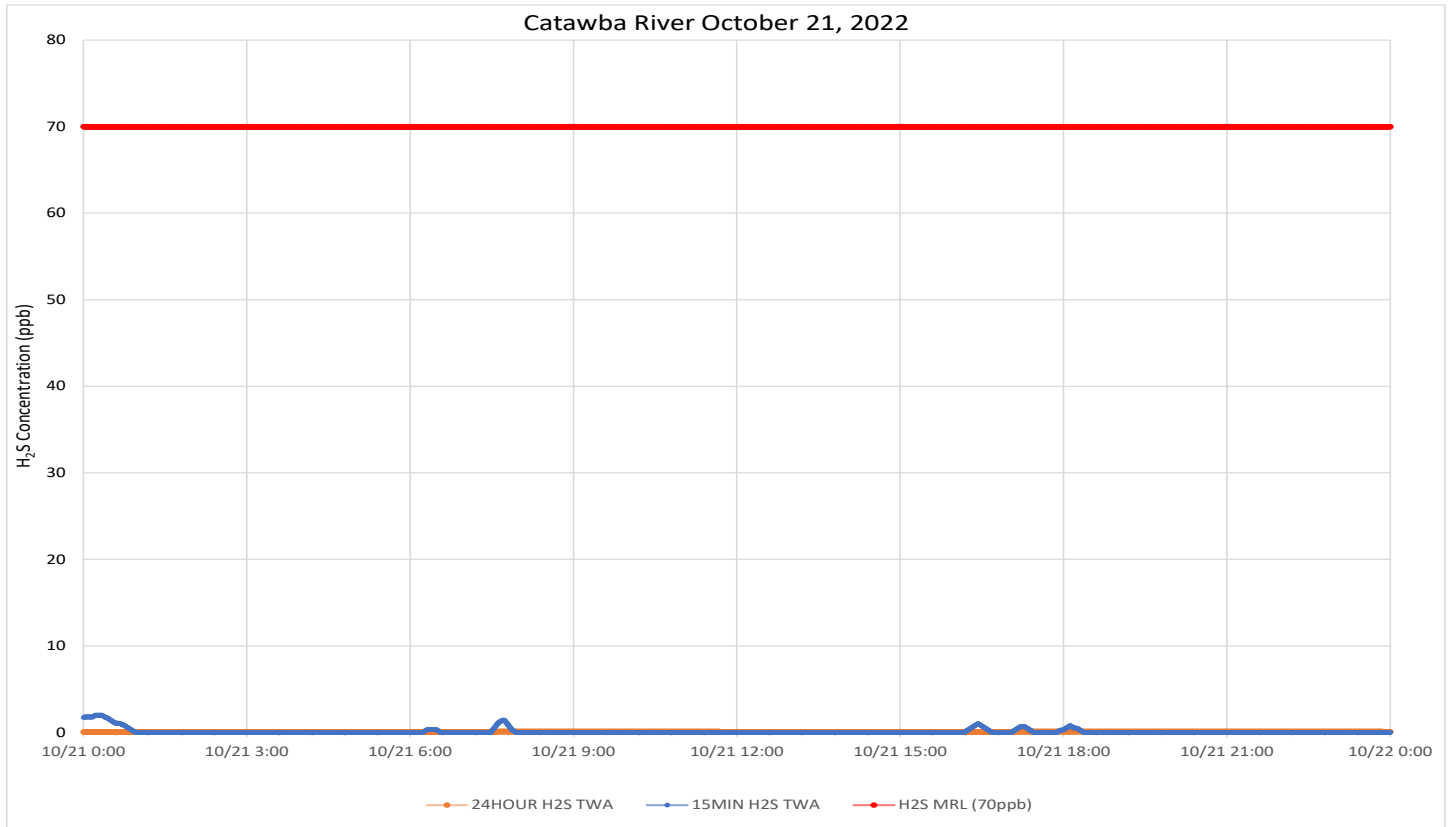
- ATSDR MRL Agency for Toxic Substances and Disease Registry Minimal Risk Level - Acute Exposure (<14 days)
- H<sub>2</sub>S Hydrogen Sulfide
- hr Hour
- ppb Parts per billion
- MRL Exceedance Defines if the 24-hr TWA exceeded the MRL at any time during the period of this report
- SPM Single Point Monitor
- TWA Time Weighted Average



# H<sub>2</sub>S in South Carolina

## Hydrogen Sulfide 15-min and 24-hr Time Weighted Average Graphs

Winds were predominantly calm to light during this period. During the few morning hours after dawn where a direction was determined, wind was from the north northeast to east northeast.



Notes: Time is Eastern Daylight Time H<sub>2</sub>S – Hydrogen Sulfide MRL – Minimal Risk Level ppb – Parts per billion

# Air Monitoring Summary Tables

This table summarizes monitoring data collected using DHEC monitors and EPA's Viper wireless remote monitoring system.

**Project Name:** H<sub>2</sub>S in South Carolina



**From:** 10/22/22  
12:00 AM

**To:** 10/22/22  
11:59 PM

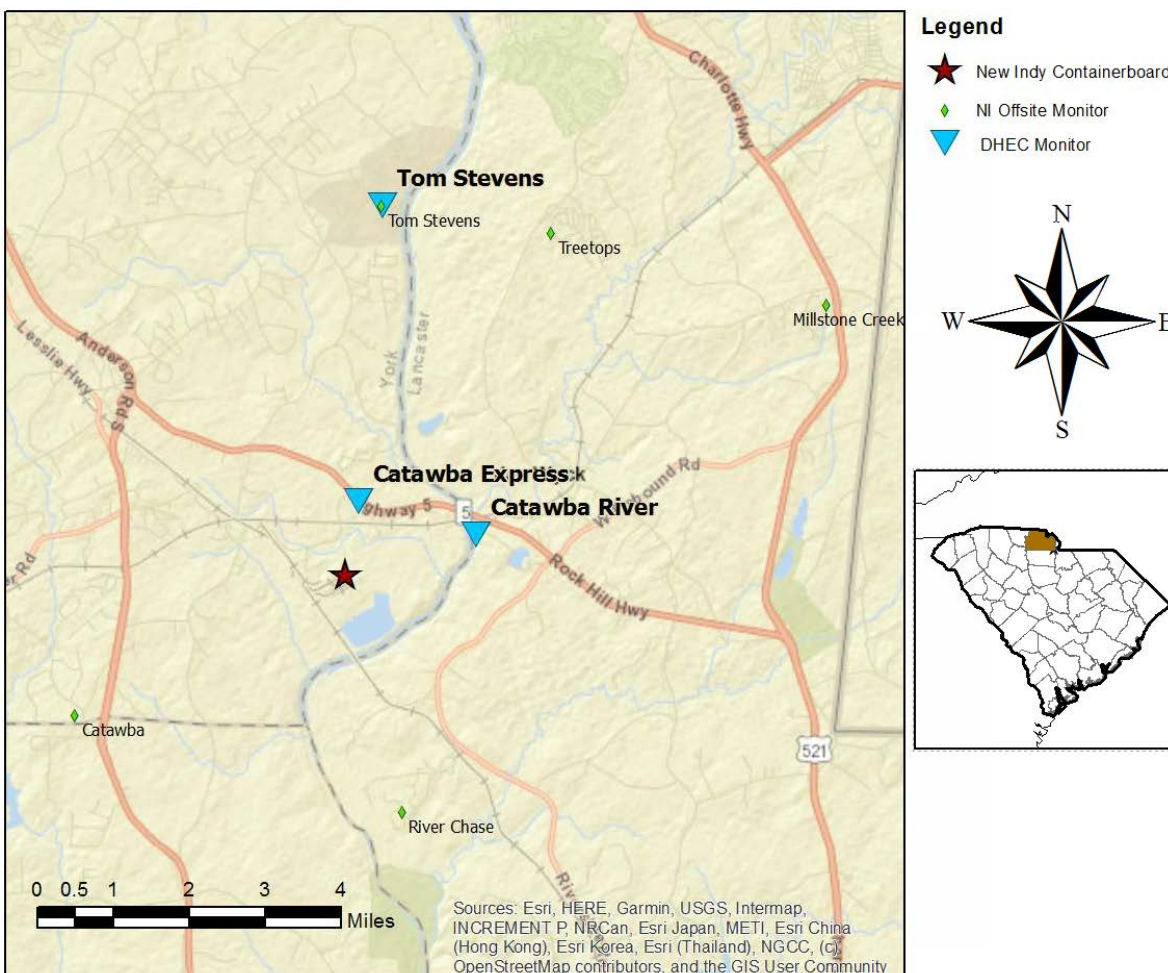
Catawba River							
Instrument	Analyte	ATSDR MRL Exceedance?	Number of Readings	Number of Detections	Concentration Range	Period Average	ATSDR MRL
SPM Flex 3	H <sub>2</sub> S	No	2880	0	0 - 0 ppb	0 ppb	70 ppb

Catawba Express							
Instrument	Analyte	ATSDR MRL Exceedance?	Number of Readings	Number of Detections	Concentration Range	Period Average	ATSDR MRL
SPM Flex 2	H <sub>2</sub> S	No	2879	0	0 - 0 ppb	0 ppb	70 ppb

**Notes:**

Hydrogen sulfide concentrations presented in this data summary table are converted from parts per million, the instrument readout units, to parts per billion. The SPM FLEX Minimum Detectable Limit (MDL) is 1 ppb of Hydrogen Sulfide.

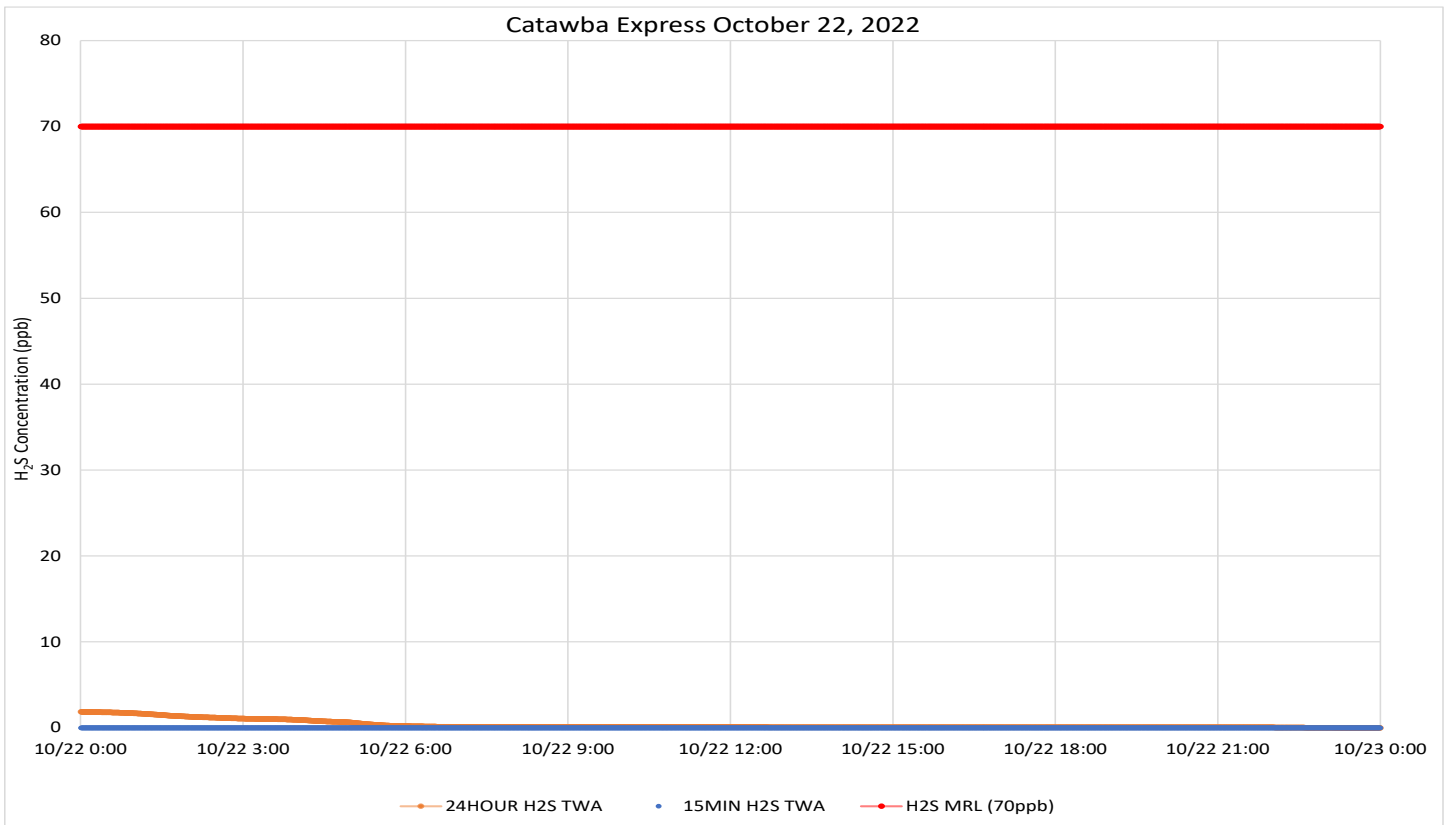
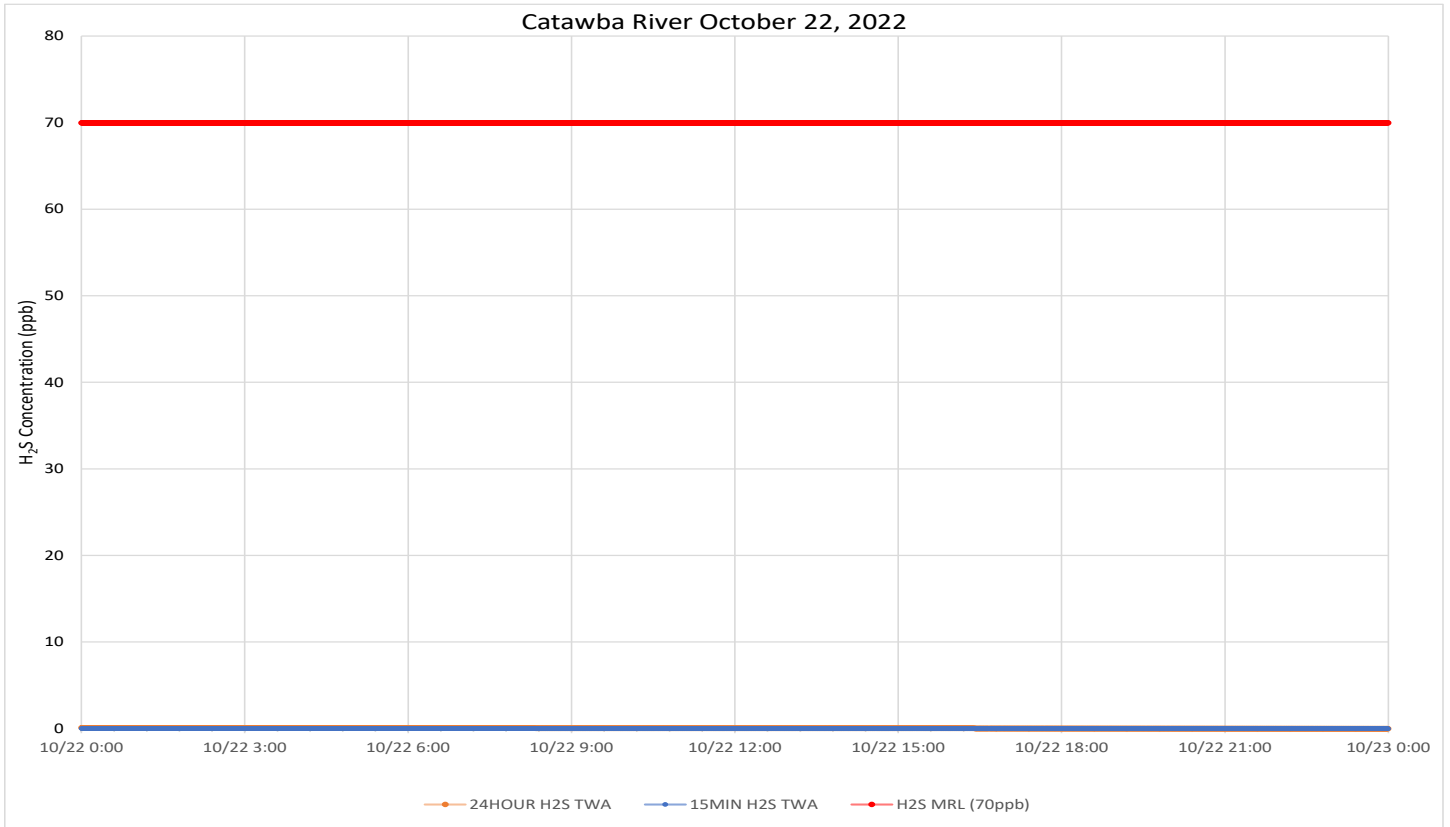
- ATSDR MRL Agency for Toxic Substances and Disease Registry Minimal Risk Level - Acute Exposure (<14 days)
- H<sub>2</sub>S Hydrogen Sulfide
- hr Hour
- ppb Parts per billion
- MRL Exceedance Defines if the 24-hr TWA exceeded the MRL at any time during the period of this report
- SPM Single Point Monitor
- TWA Time Weighted Average



# H<sub>2</sub>S in South Carolina

## Hydrogen Sulfide 15-min and 24-hr Time Weighted Average Graphs

Winds were calm before dawn and after sunset. During the day, wind was from the north northeast to northeast.



Notes: Time is Eastern Daylight Time H<sub>2</sub>S – Hydrogen Sulfide MRL – Minimal Risk Level ppb – Parts per billion



# Air Monitoring Summary Tables

This table summarizes monitoring data collected using DHEC monitors and EPA's Viper wireless remote monitoring system.

**Project Name:** H<sub>2</sub>S in South Carolina



**From:** 10/23/22  
12:00 AM

**To:** 10/23/22  
11:59 PM

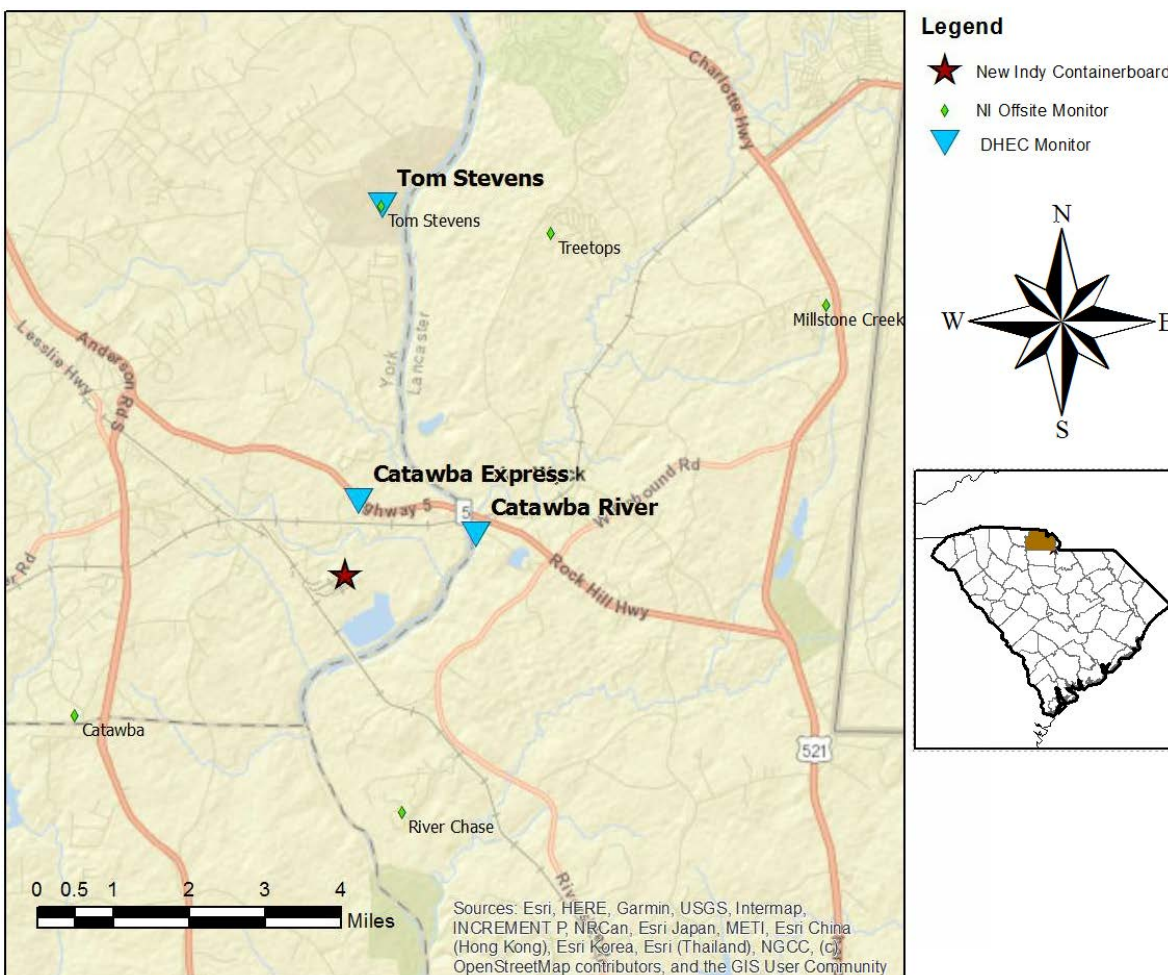
Catawba River							
Instrument	Analyte	ATSDR MRL Exceedance?	Number of Readings	Number of Detections	Concentration Range	Period Average	ATSDR MRL
SPM Flex 3	H2S	No	2880	0	0 - 0 ppb	0 ppb	70 ppb

Catawba Express							
Instrument	Analyte	ATSDR MRL Exceedance?	Number of Readings	Number of Detections	Concentration Range	Period Average	ATSDR MRL
SPM Flex 2	H2S	No	2881	0	0 - 0 ppb	0 ppb	70 ppb

**Notes:**

Hydrogen sulfide concentrations presented in this data summary table are converted from parts per million, the instrument readout units, to parts per billion. The SPM FLEX Minimum Detectable Limit (MDL) is 1 ppb of Hydrogen Sulfide.

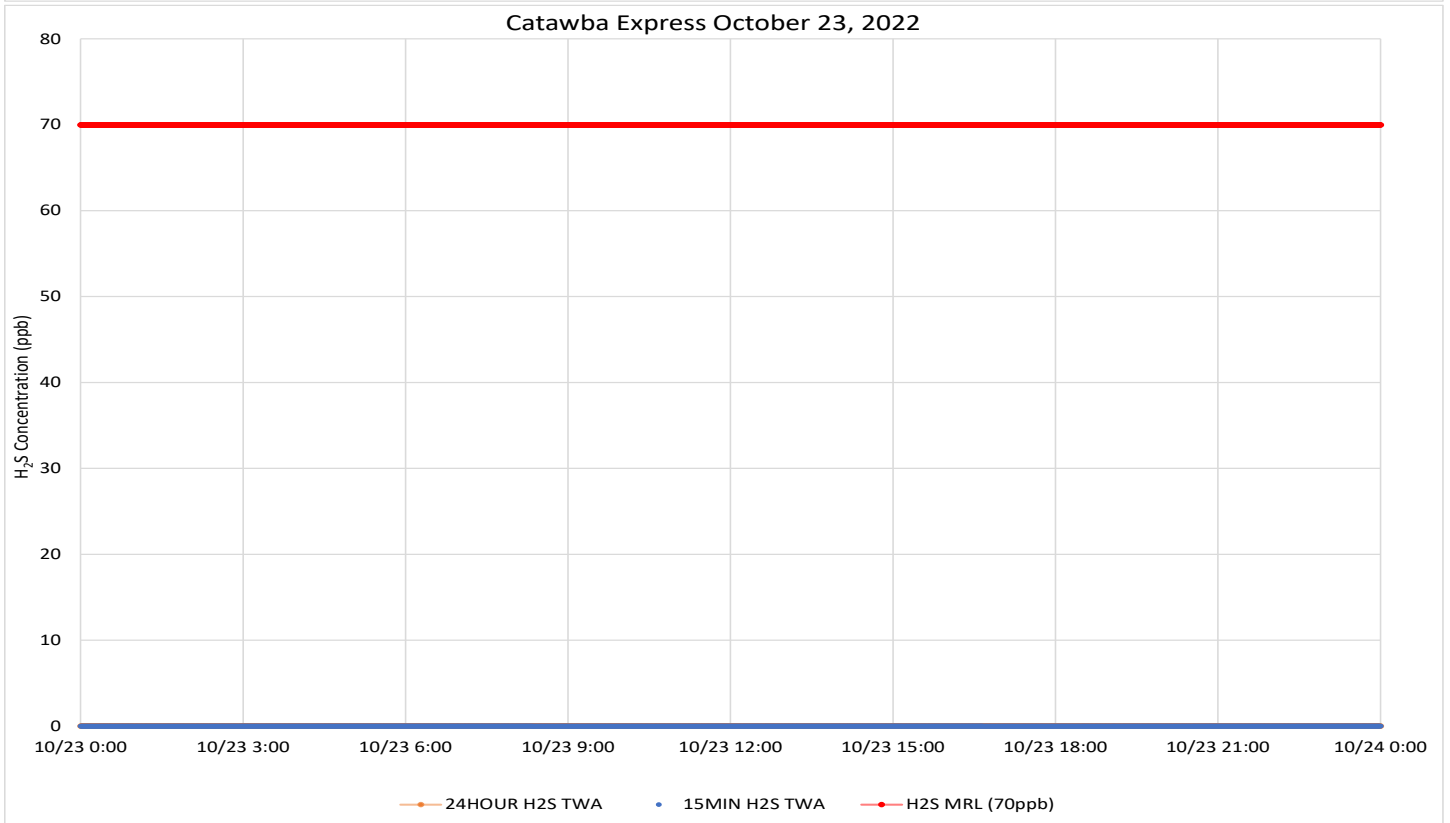
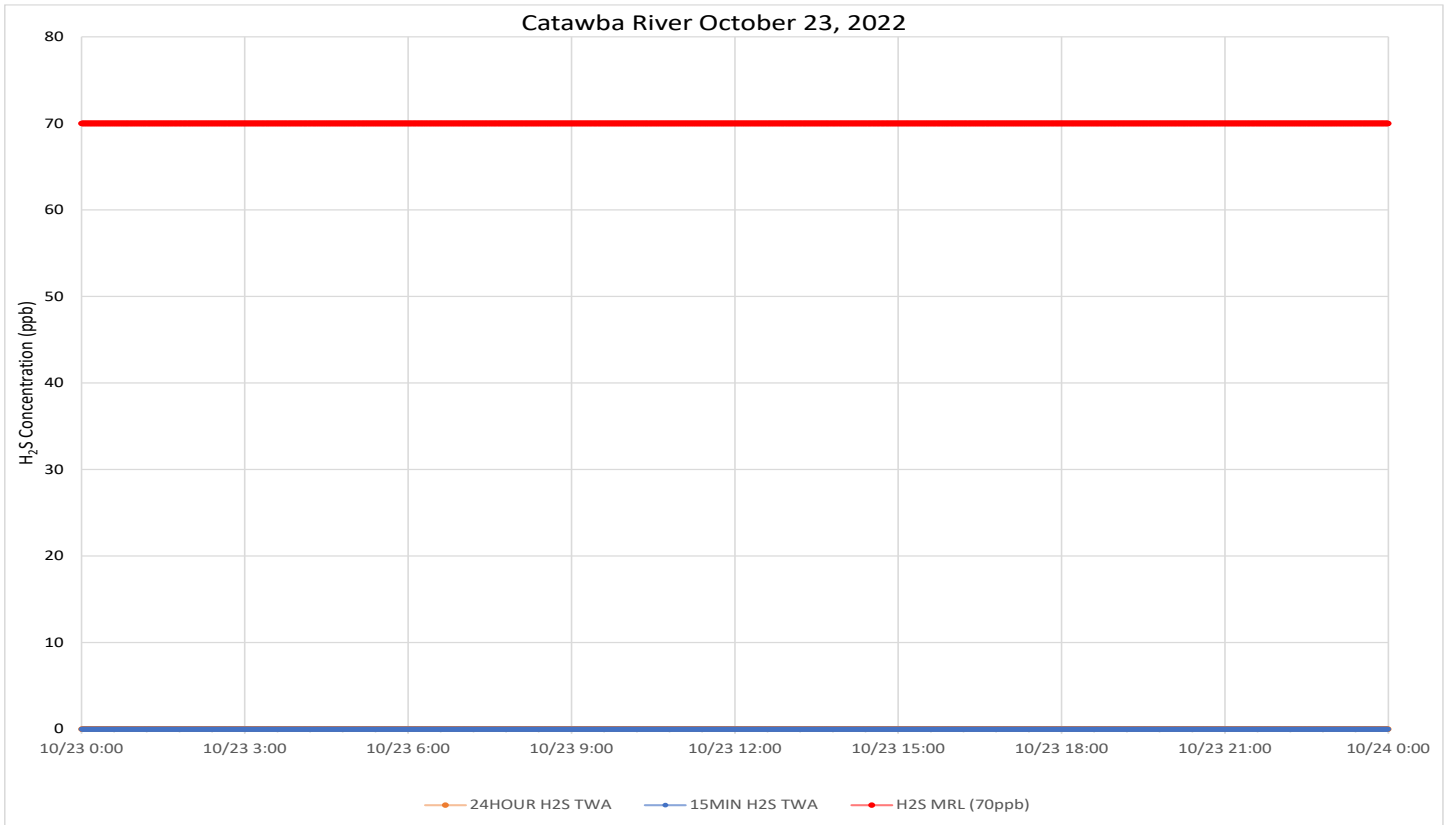
- ATSDR MRL Agency for Toxic Substances and Disease Registry Minimal Risk Level - Acute Exposure (<14 days)
- H<sub>2</sub>S Hydrogen Sulfide
- hr Hour
- ppb Parts per billion
- MRL Exceedance Defines if the 24-hr TWA exceeded the MRL at any time during the period of this report
- SPM Single Point Monitor
- TWA Time Weighted Average



# H<sub>2</sub>S in South Carolina

## Hydrogen Sulfide 15-min and 24-hr Time Weighted Average Graphs

Winds were mostly calm before dawn and after sunset. During the day, wind was from the north northwest to northeast.



Notes: Time is Eastern Daylight Time H<sub>2</sub>S – Hydrogen Sulfide MRL – Minimal Risk Level ppb – Parts per billion

# Air Monitoring Summary Tables

This table summarizes monitoring data collected using DHEC monitors and EPA's Viper wireless remote monitoring system.

**Project Name:** H<sub>2</sub>S in South Carolina



**From:** 10/24/22  
12:00 AM

**To:** 10/24/22  
11:59 PM

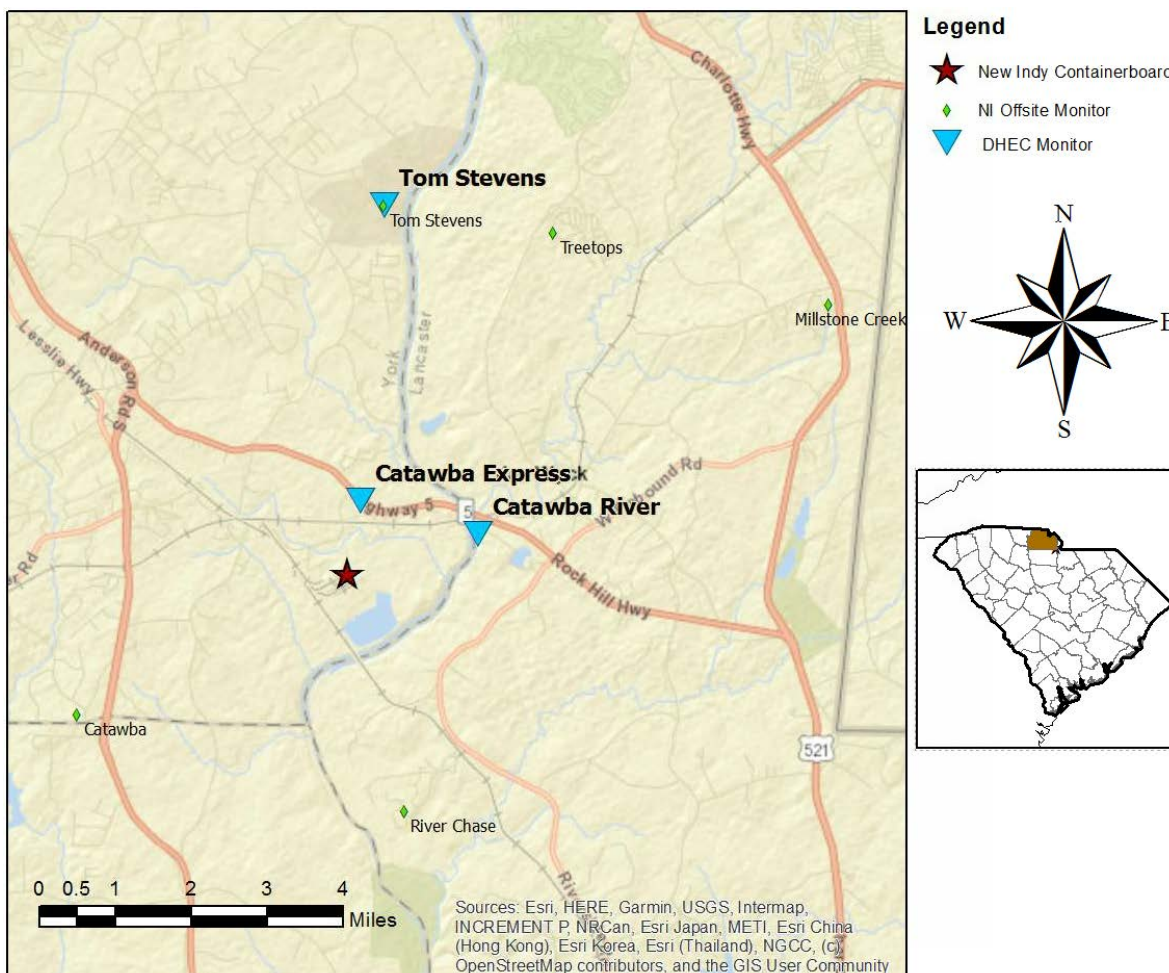
Catawba River							
Instrument	Analyte	ATSDR MRL Exceedance?	Number of Readings	Number of Detections	Concentration Range	Period Average	ATSDR MRL
SPM Flex 3	H <sub>2</sub> S	No	2880	0	0 - 0 ppb	0 ppb	70 ppb

Catawba Express							
Instrument	Analyte	ATSDR MRL Exceedance?	Number of Readings	Number of Detections	Concentration Range	Period Average	ATSDR MRL
SPM Flex 2	H <sub>2</sub> S	No	2880	457	0 - 12 ppb	0.86 ppb	70 ppb

**Notes:**

Hydrogen sulfide concentrations presented in this data summary table are converted from parts per million, the instrument readout units, to parts per billion. The SPM FLEX Minimum Detectable Limit (MDL) is 1 ppb of Hydrogen Sulfide.

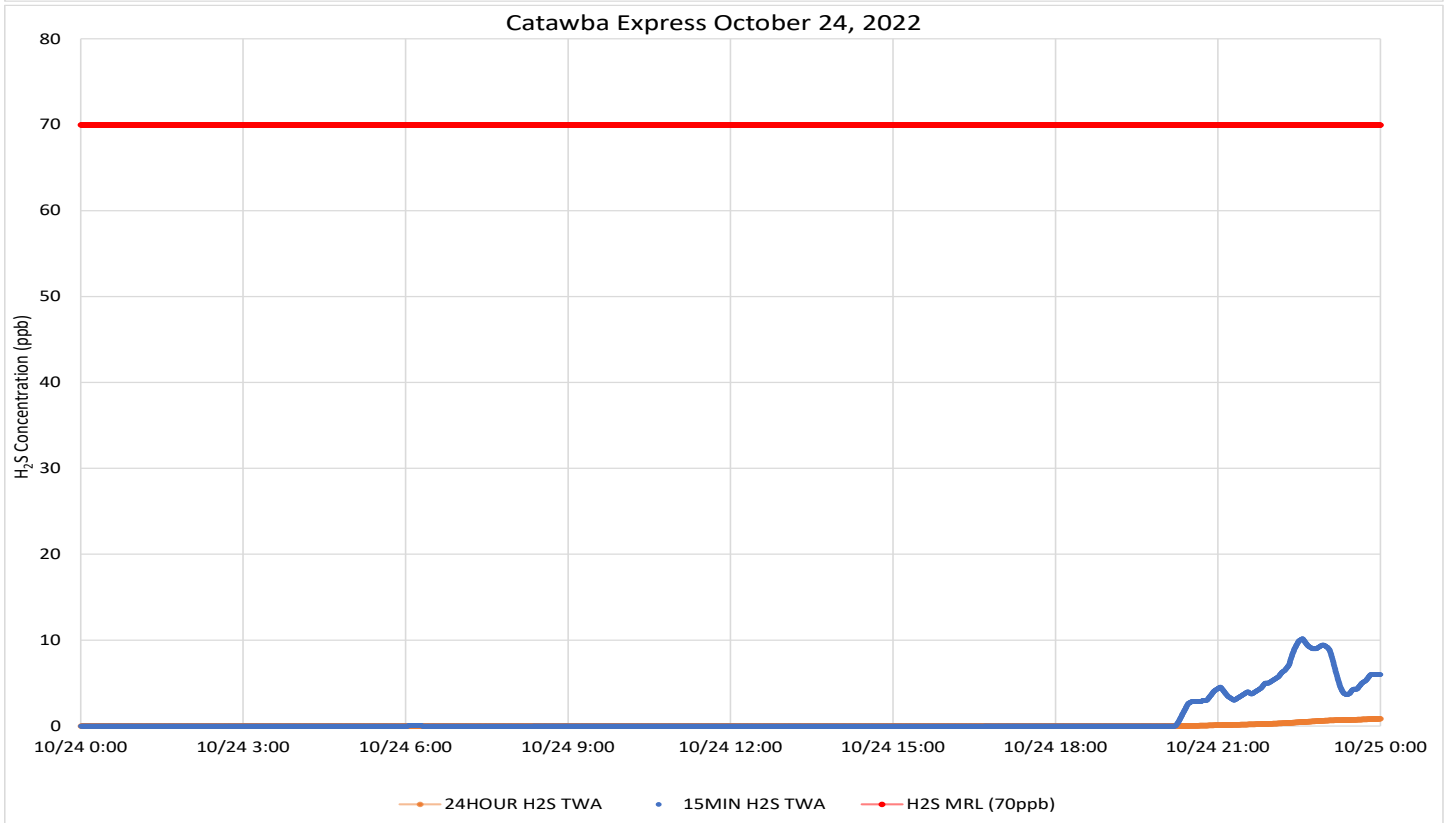
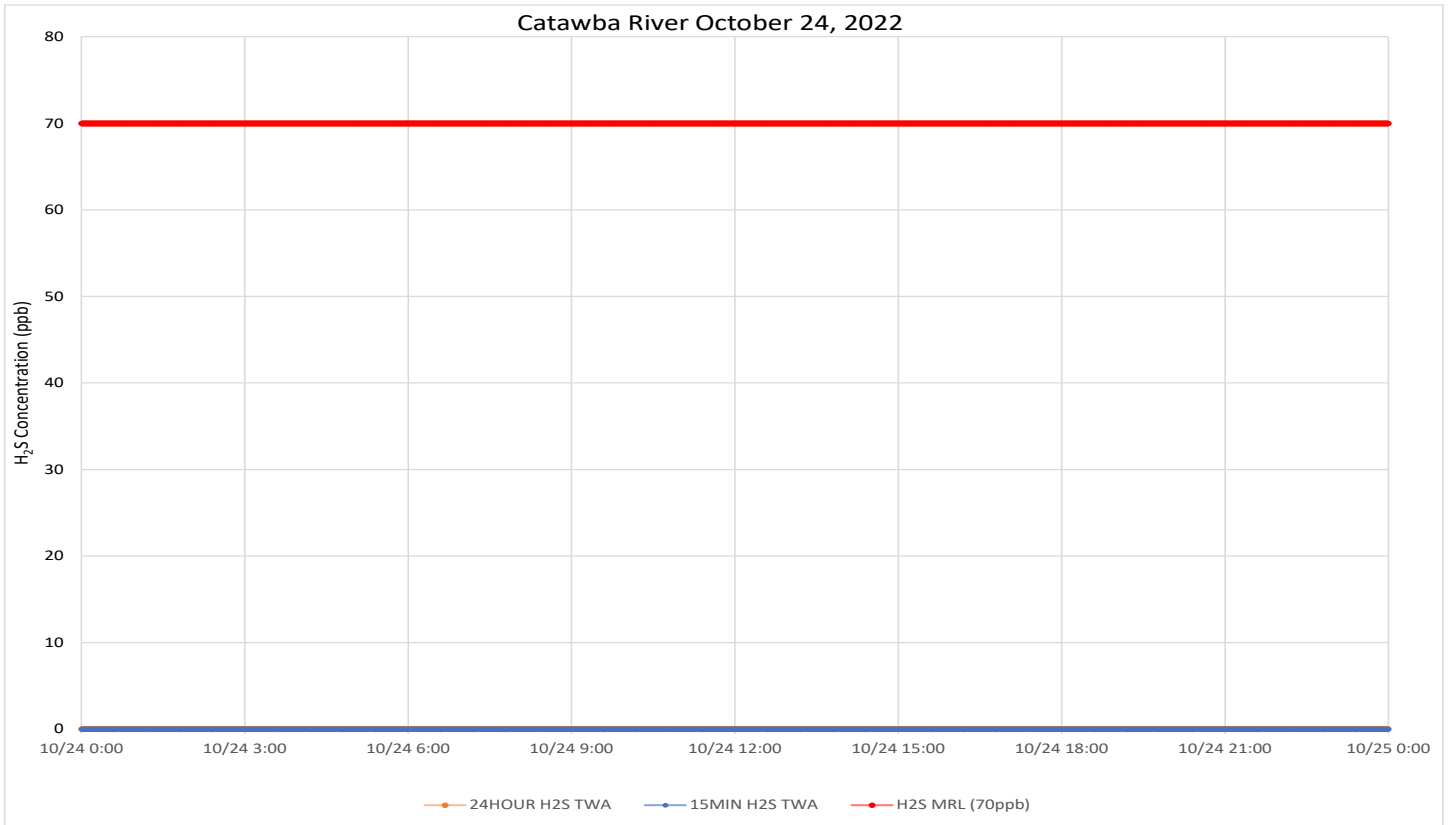
- ATSDR MRL Agency for Toxic Substances and Disease Registry Minimal Risk Level - Acute Exposure (<14 days)
- H<sub>2</sub>S Hydrogen Sulfide
- hr Hour
- ppb Parts per billion
- MRL Exceedance Defines if the 24-hr TWA exceeded the MRL at any time during the period of this report
- SPM Single Point Monitor
- TWA Time Weighted Average



# H<sub>2</sub>S in South Carolina

## Hydrogen Sulfide 15-min and 24-hr Time Weighted Average Graphs

Winds were mostly calm in the early morning, midmorning, and overnight after sunset. When present during the day, wind was from the north to north northeast.



Notes: Time is Eastern Daylight Time H<sub>2</sub>S – Hydrogen Sulfide MRL – Minimal Risk Level ppb – Parts per billion



# Air Monitoring Summary Tables

This table summarizes monitoring data collected using DHEC monitors and EPA's Viper wireless remote monitoring system.

**Project Name:** H<sub>2</sub>S in South Carolina



**From:** 10/25/22  
12:00 AM

**To:** 10/25/22  
11:59 PM

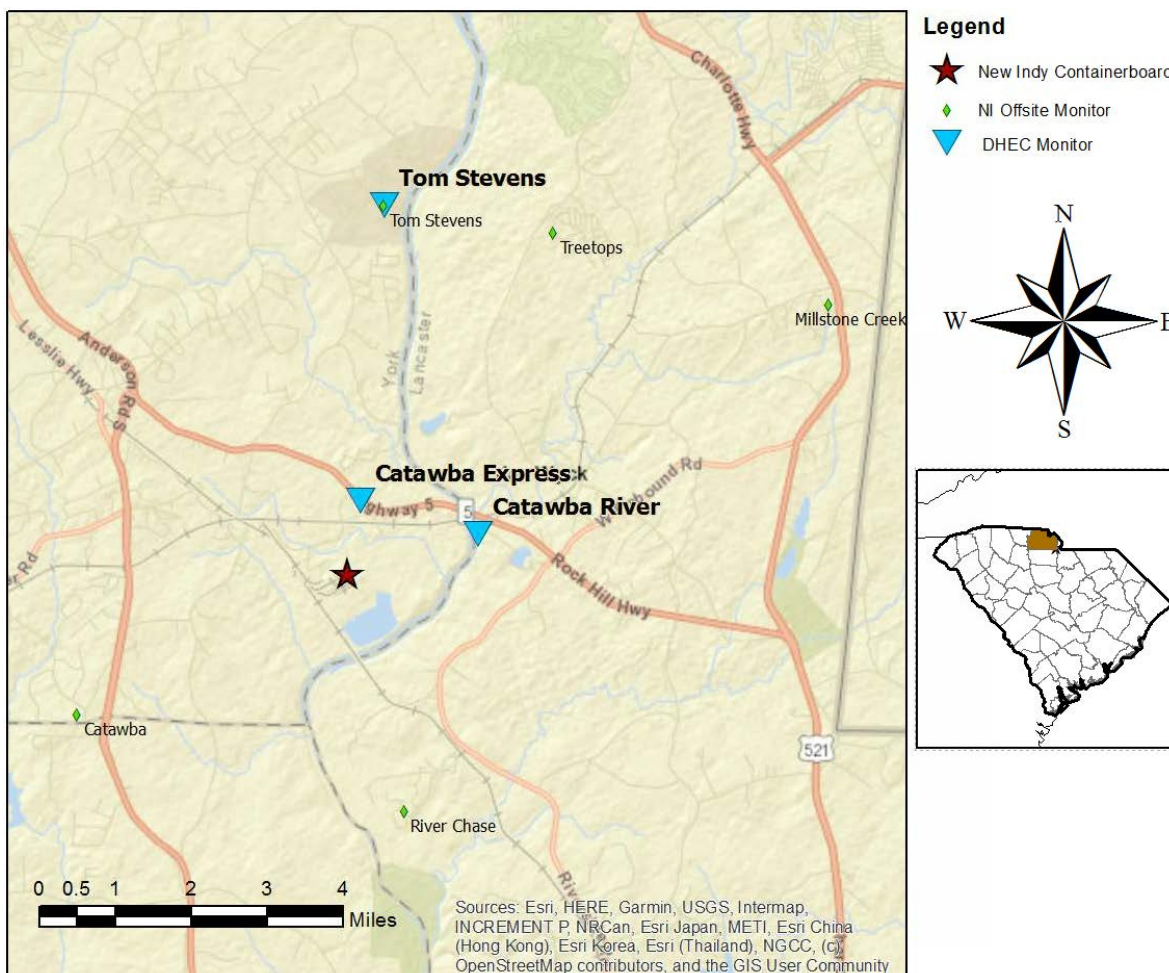
Catawba River							
Instrument	Analyte	ATSDR MRL Exceedance?	Number of Readings	Number of Detections	Concentration Range	Period Average	ATSDR MRL
SPM Flex 3	H <sub>2</sub> S	No	2880	143	0 - 20 ppb	0.35 ppb	70 ppb

Catawba Express							
Instrument	Analyte	ATSDR MRL Exceedance?	Number of Readings	Number of Detections	Concentration Range	Period Average	ATSDR MRL
SPM Flex 2	H <sub>2</sub> S	No	2879	1490	0 - 19 ppb	3.09 ppb	70 ppb

**Notes:**

Hydrogen sulfide concentrations presented in this data summary table are converted from parts per million, the instrument readout units, to parts per billion. The SPM FLEX Minimum Detectable Limit (MDL) is 1 ppb of Hydrogen Sulfide.

- ATSDR MRL Agency for Toxic Substances and Disease Registry Minimal Risk Level - Acute Exposure (<14 days)
- H<sub>2</sub>S Hydrogen Sulfide
- hr Hour
- ppb Parts per billion
- MRL Exceedance Defines if the 24-hr TWA exceeded the MRL at any time during the period of this report
- SPM Single Point Monitor
- TWA Time Weighted Average

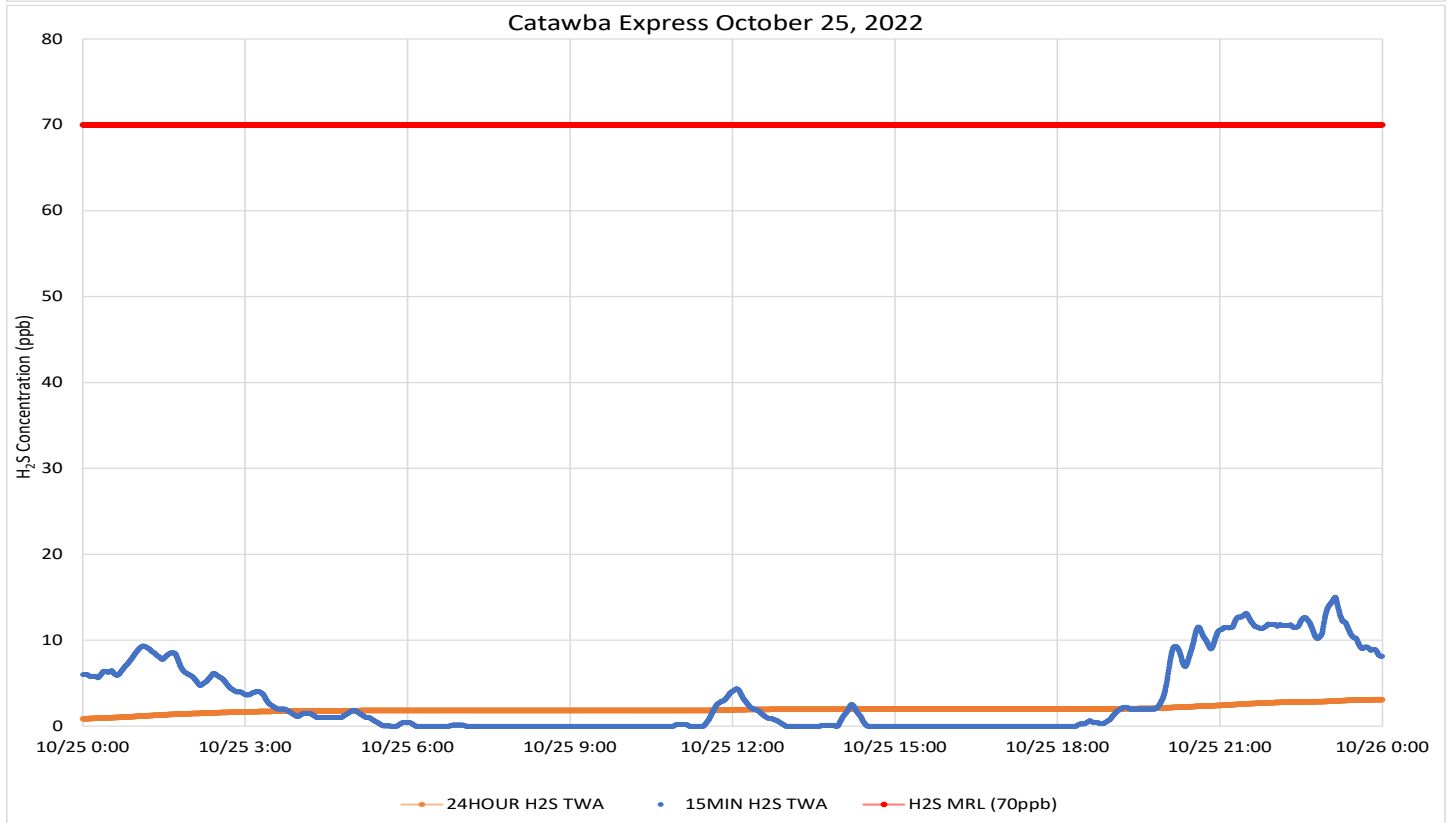
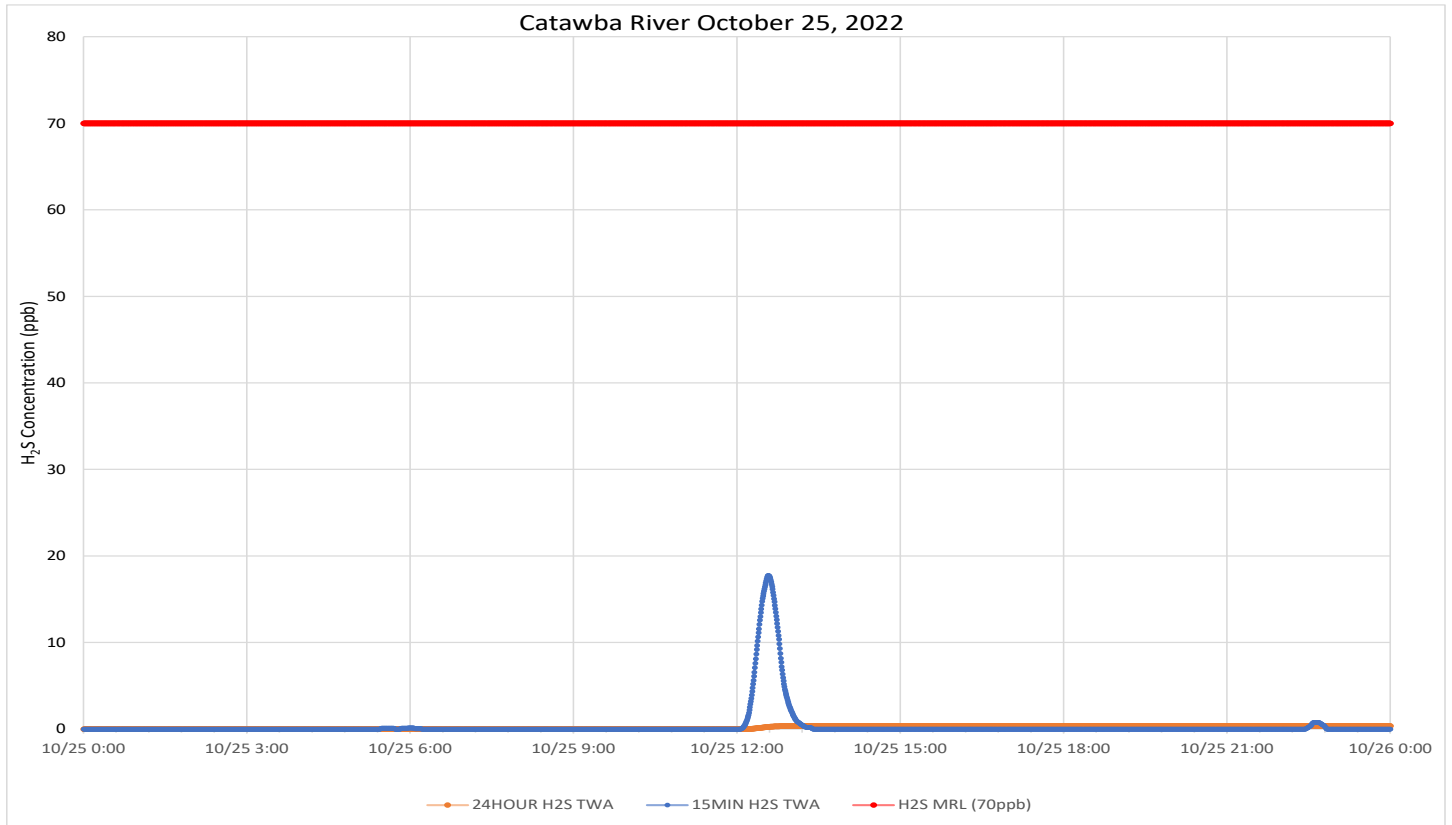




# H<sub>2</sub>S in South Carolina

## Hydrogen Sulfide 15-min and 24-hr Time Weighted Average Graphs

Winds were calm until noon and light to calm the rest of the period. When present, wind was from the south to south southwest.



Notes: Time is Eastern Daylight Time H<sub>2</sub>S – Hydrogen Sulfide MRL – Minimal Risk Level ppb – Parts per billion

# Air Monitoring Summary Tables

This table summarizes monitoring data collected using DHEC monitors and EPA's Viper wireless remote monitoring system.

**Project Name:** H<sub>2</sub>S in South Carolina



**From:** 10/26/22  
12:00 AM

**To:** 10/26/22  
11:59 PM

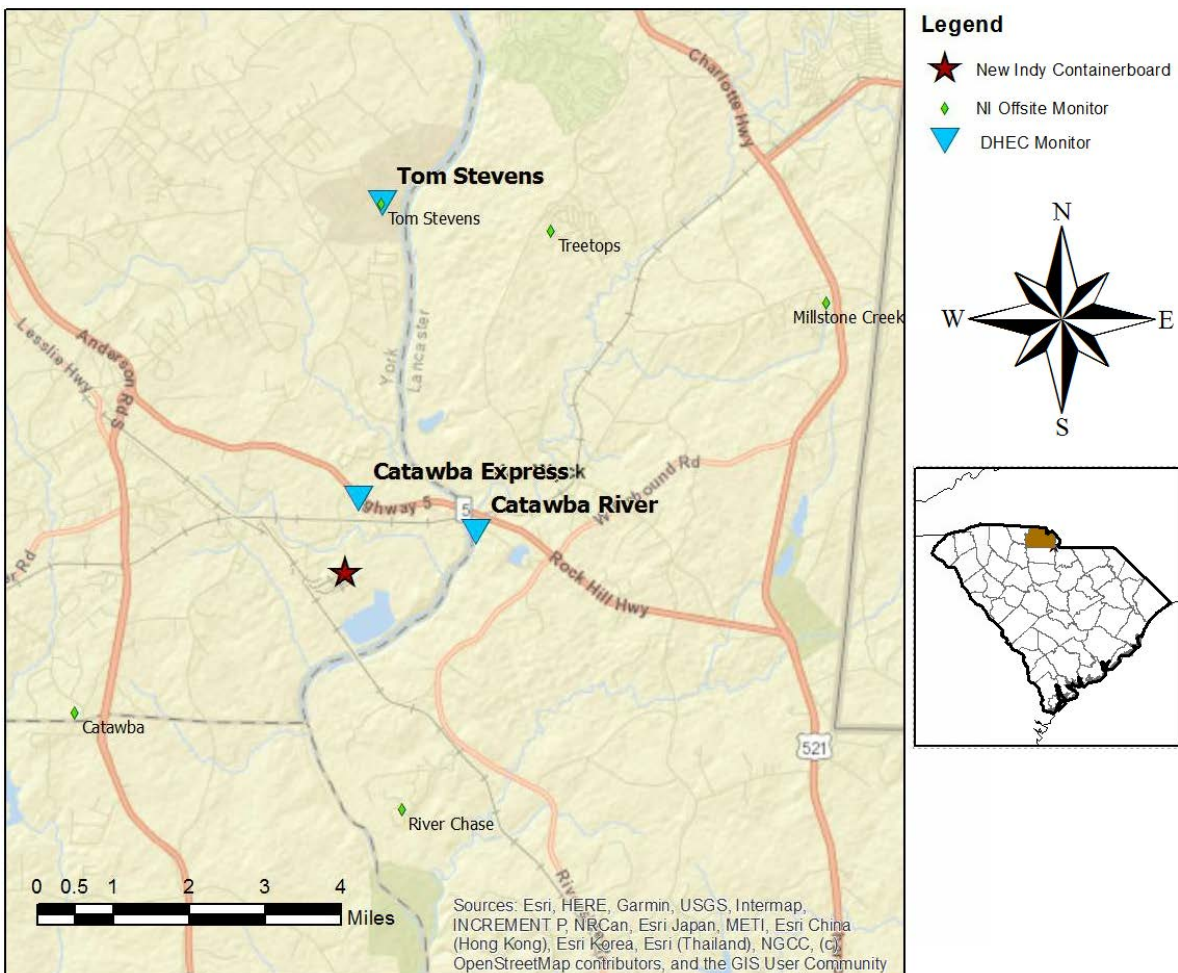
Catawba River							
Instrument	Analyte	ATSDR MRL Exceedance?	Number of Readings	Number of Detections	Concentration Range	Period Average	ATSDR MRL
SPM Flex 3	H <sub>2</sub> S	No	2880	148	0 - 9 ppb	0.15 ppb	70 ppb

Catawba Express							
Instrument	Analyte	ATSDR MRL Exceedance?	Number of Readings	Number of Detections	Concentration Range	Period Average	ATSDR MRL
SPM Flex 2	H <sub>2</sub> S	No	2880	1293	0 - 20 ppb	3.11 ppb	70 ppb

**Notes:**

Hydrogen sulfide concentrations presented in this data summary table are converted from parts per million, the instrument readout units, to parts per billion. The SPM FLEX Minimum Detectable Limit (MDL) is 1 ppb of Hydrogen Sulfide.

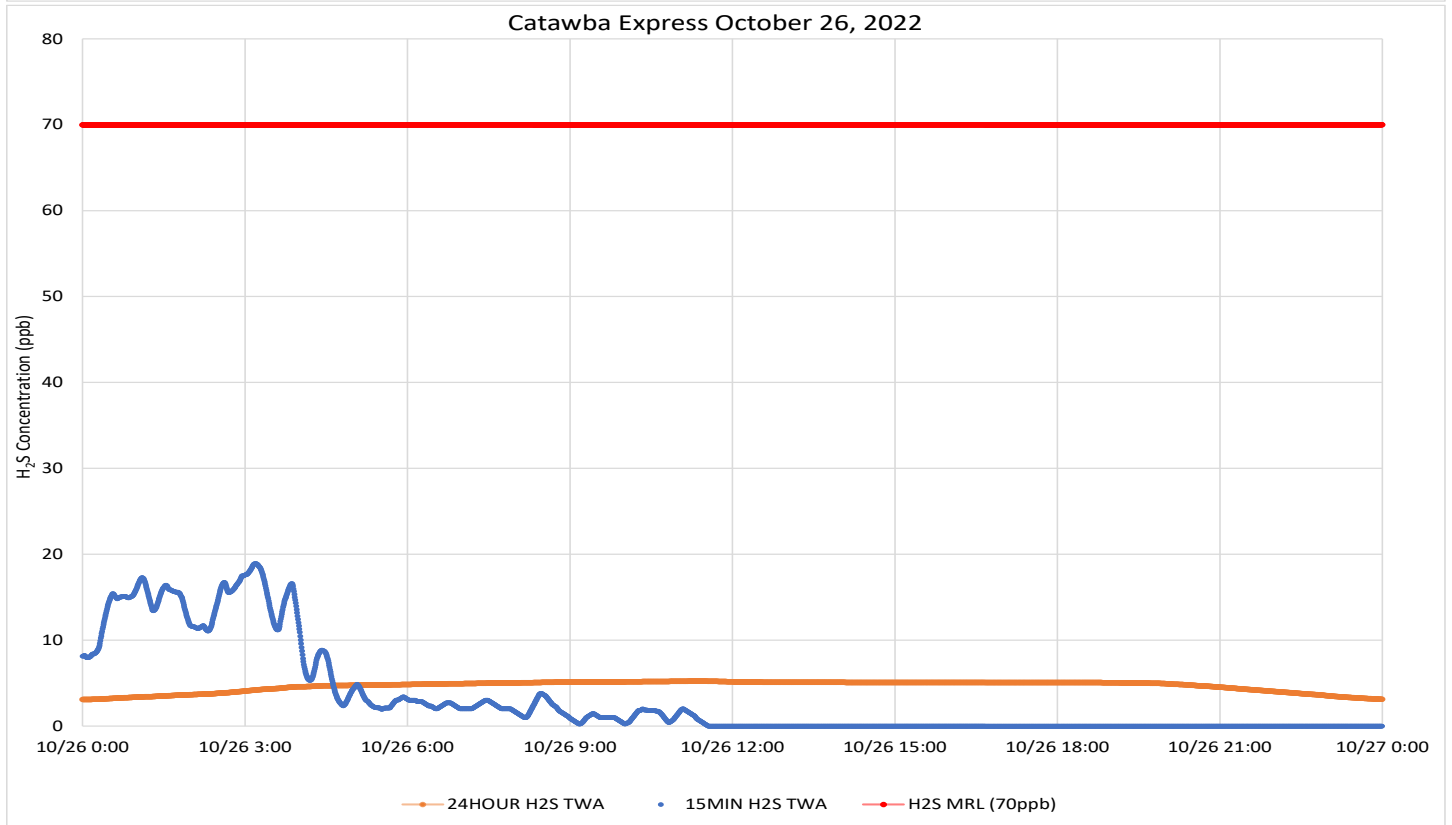
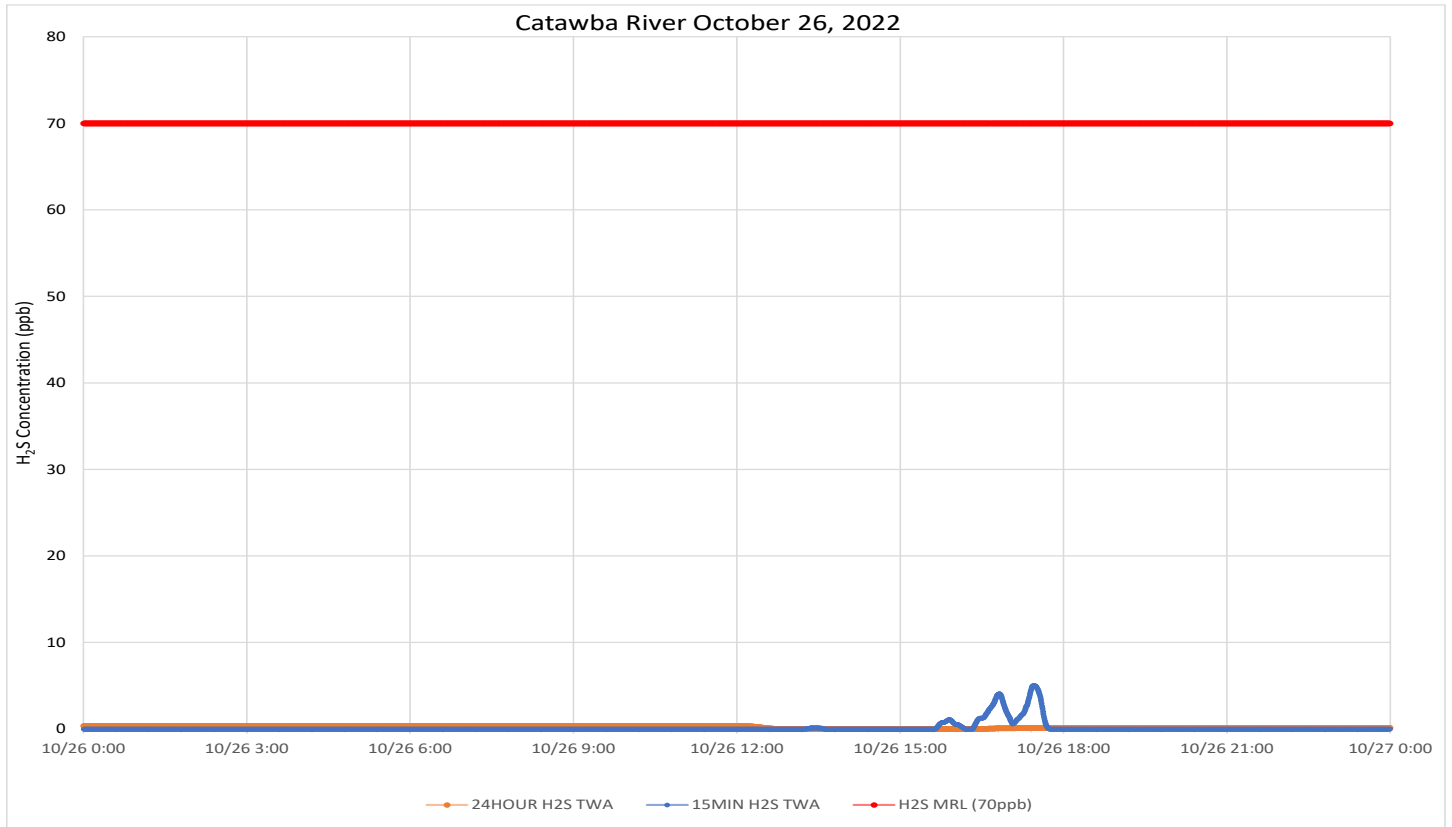
- ATSDR MRL Agency for Toxic Substances and Disease Registry Minimal Risk Level - Acute Exposure (<14 days)
- H<sub>2</sub>S Hydrogen Sulfide
- hr Hour
- ppb Parts per billion
- MRL Exceedance Defines if the 24-hr TWA exceeded the MRL at any time during the period of this report
- SPM Single Point Monitor
- TWA Time Weighted Average



# H<sub>2</sub>S in South Carolina

## Hydrogen Sulfide 15-min and 24-hr Time Weighted Average Graphs

Winds were calm around midday. In the morning, winds were primarily from the south to southwest. In the afternoon through evening, winds started from the southwest, shifted to from the west, and then northerly as the period ended.



Notes: Time is Eastern Daylight Time H<sub>2</sub>S – Hydrogen Sulfide MRL – Minimal Risk Level ppb – Parts per billion

# Air Monitoring Summary Tables

This table summarizes monitoring data collected using DHEC monitors and EPA's Viper wireless remote monitoring system.

**Project Name:** H<sub>2</sub>S in South Carolina



**From:** 10/27/22  
12:00 AM

**To:** 10/27/22  
11:59 PM

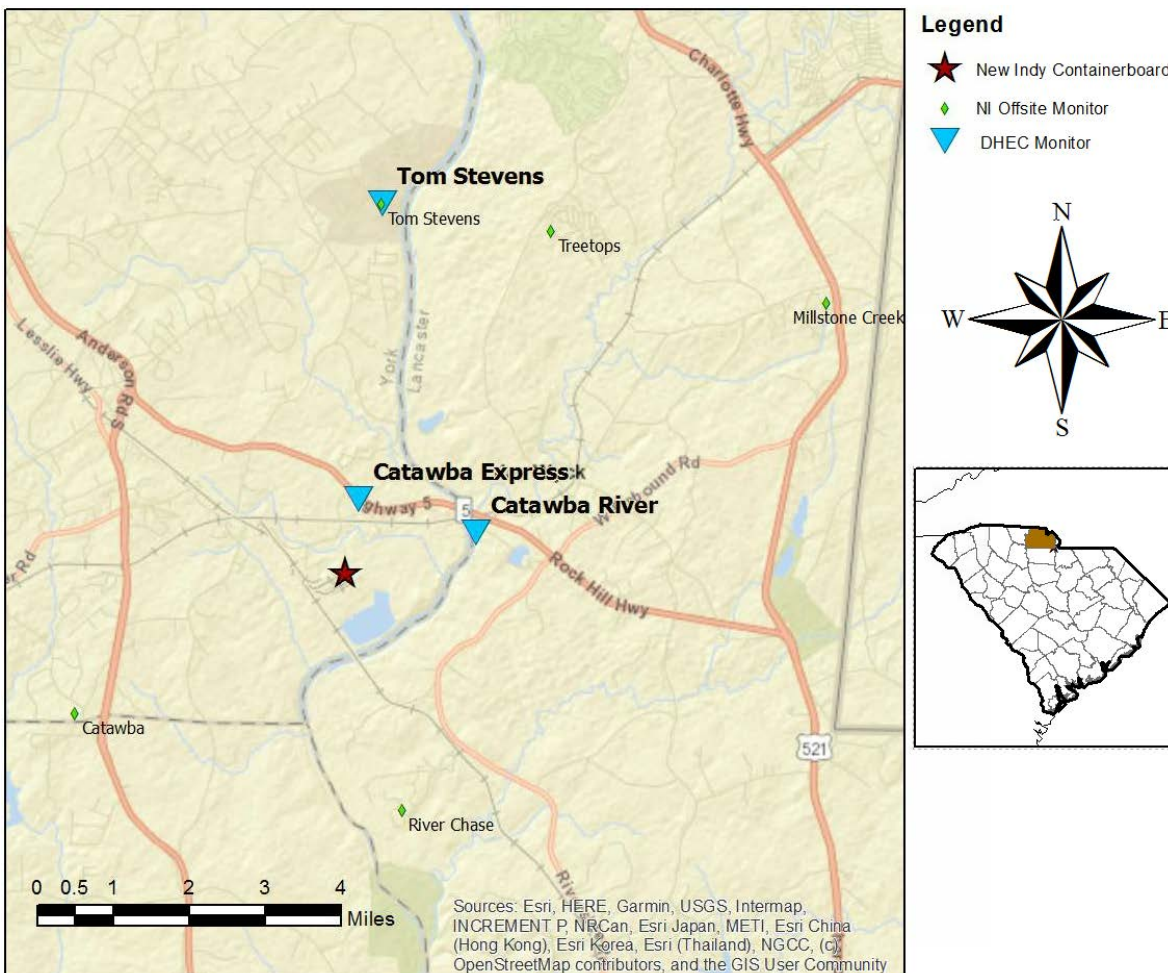
Catawba River							
Instrument	Analyte	ATSDR MRL Exceedance?	Number of Readings	Number of Detections	Concentration Range	Period Average	ATSDR MRL
SPM Flex 3	H <sub>2</sub> S	No	2880	0	0 - 0 ppb	0 ppb	70 ppb

Catawba Express							
Instrument	Analyte	ATSDR MRL Exceedance?	Number of Readings	Number of Detections	Concentration Range	Period Average	ATSDR MRL
SPM Flex 2	H <sub>2</sub> S	No	2881	0	0 - 0 ppb	0 ppb	70 ppb

**Notes:**

Hydrogen sulfide concentrations presented in this data summary table are converted from parts per million, the instrument readout units, to parts per billion. The SPM FLEX Minimum Detectable Limit (MDL) is 1 ppb of Hydrogen Sulfide.

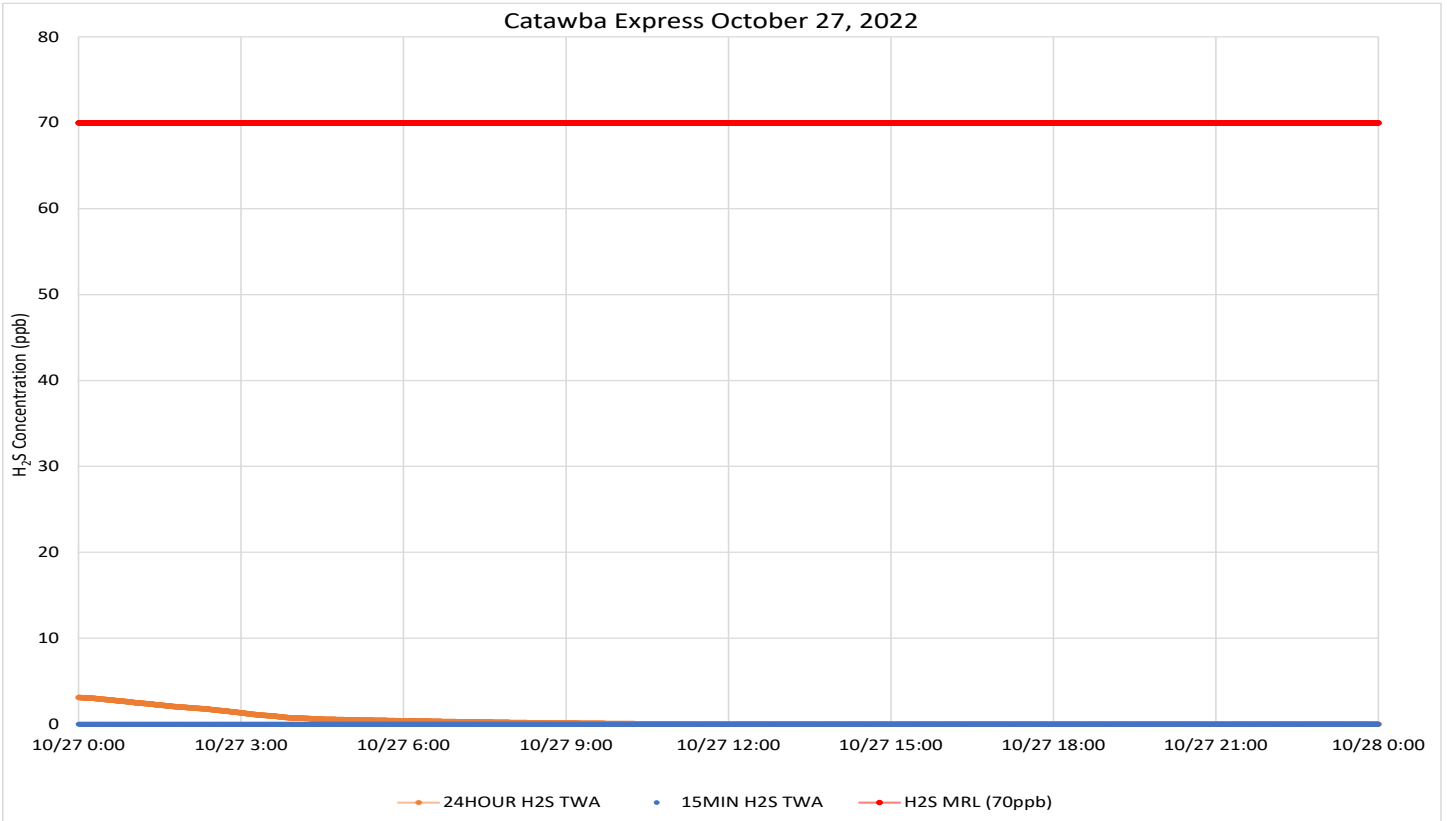
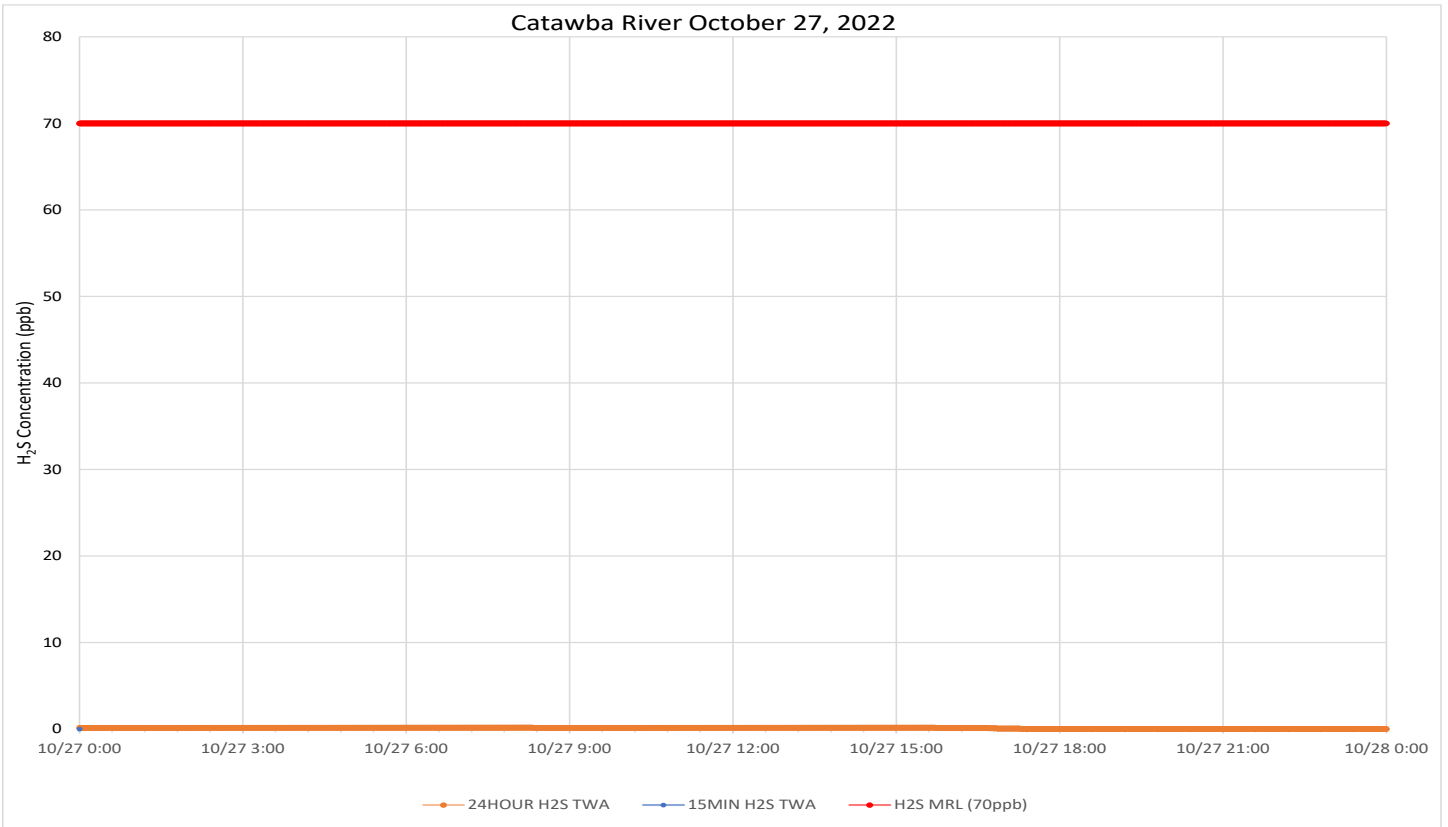
- ATSDR MRL Agency for Toxic Substances and Disease Registry Minimal Risk Level - Acute Exposure (<14 days)
- H<sub>2</sub>S Hydrogen Sulfide
- hr Hour
- ppb Parts per billion
- MRL Exceedance Defines if the 24-hr TWA exceeded the MRL at any time during the period of this report
- SPM Single Point Monitor
- TWA Time Weighted Average



# H<sub>2</sub>S in South Carolina

## Hydrogen Sulfide 15-min and 24-hr Time Weighted Average Graphs

Winds were primarily from the north northeast to northeast through noon and slowly shifted to more from the east northeast by the end of the period.



Notes: Time is Eastern Daylight Time H<sub>2</sub>S – Hydrogen Sulfide MRL – Minimal Risk Level ppb – Parts per billion



# Air Monitoring Summary Tables

This table summarizes monitoring data collected using DHEC monitors and EPA's Viper wireless remote monitoring system.

**Project Name:** H<sub>2</sub>S in South Carolina



**From:** 10/28/22  
12:00 AM

**To:** 10/28/22  
11:59 PM

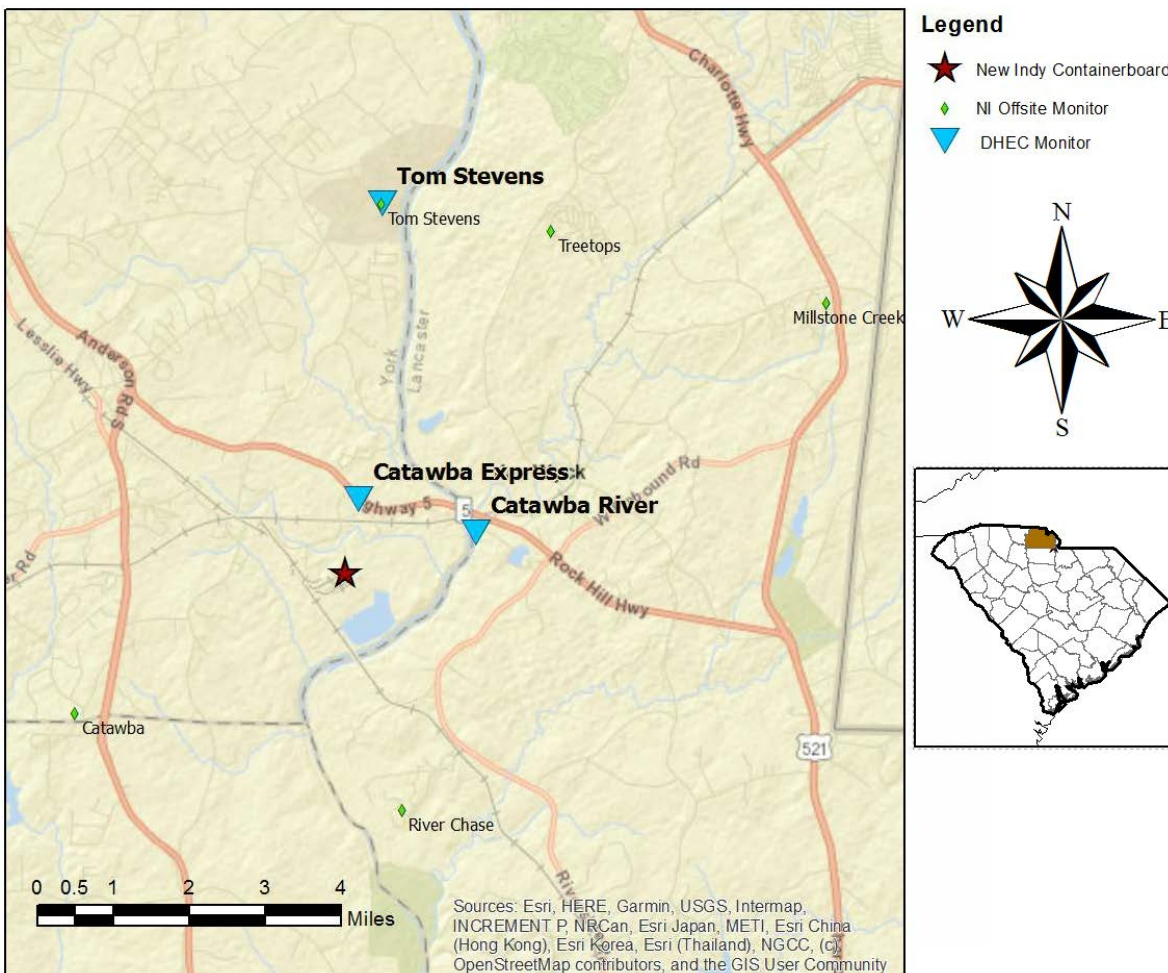
Catawba River							
Instrument	Analyte	ATSDR MRL Exceedance?	Number of Readings	Number of Detections	Concentration Range	Period Average	ATSDR MRL
SPM Flex 3	H <sub>2</sub> S	No	2880	0	0 - 0 ppb	0 ppb	70 ppb

Catawba Express							
Instrument	Analyte	ATSDR MRL Exceedance?	Number of Readings	Number of Detections	Concentration Range	Period Average	ATSDR MRL
SPM Flex 2	H <sub>2</sub> S	No	2880	0	0 - 0 ppb	0 ppb	70 ppb

**Notes:**

Hydrogen sulfide concentrations presented in this data summary table are converted from parts per million, the instrument readout units, to parts per billion. The SPM FLEX Minimum Detectable Limit (MDL) is 1 ppb of Hydrogen Sulfide.

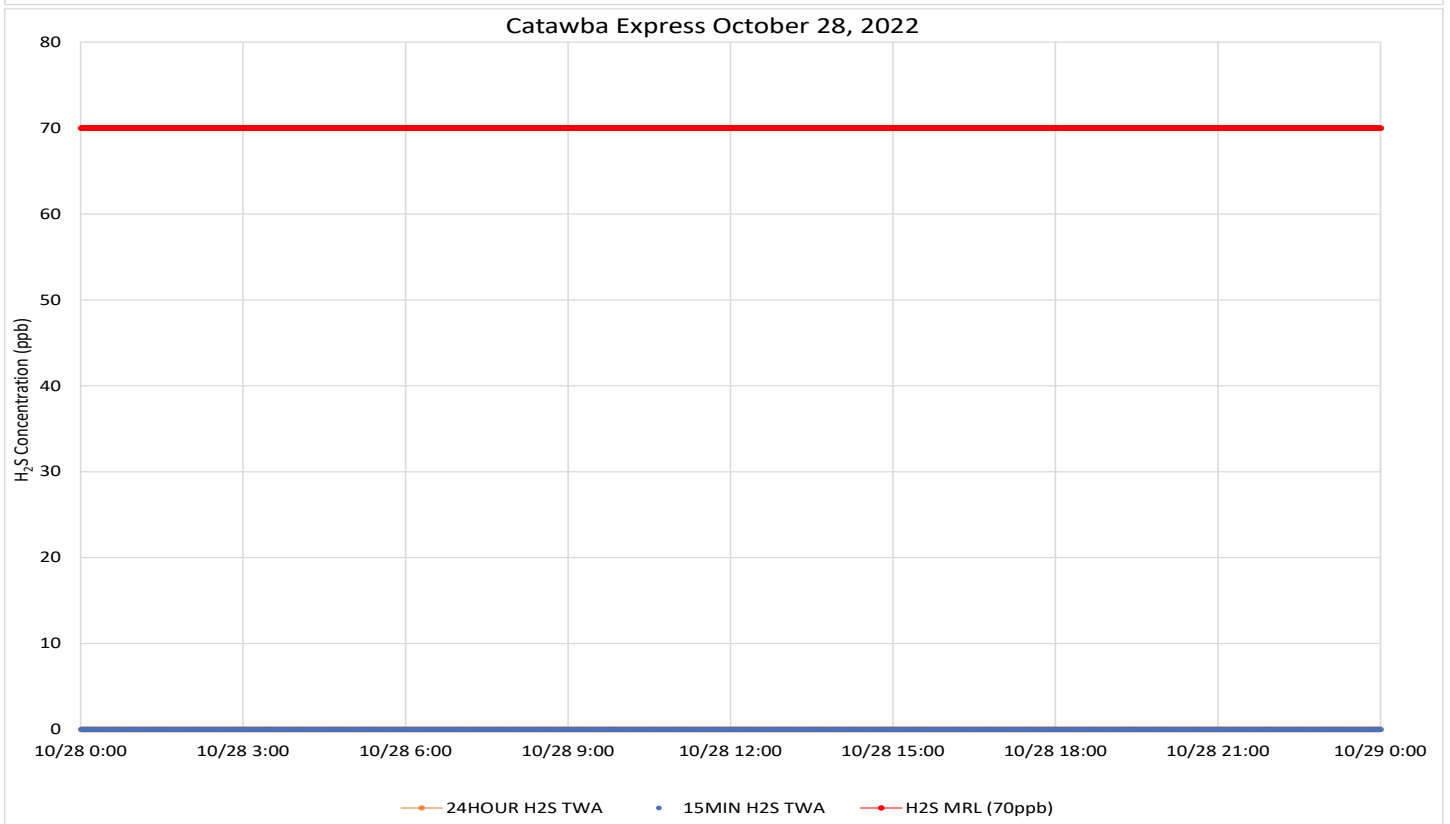
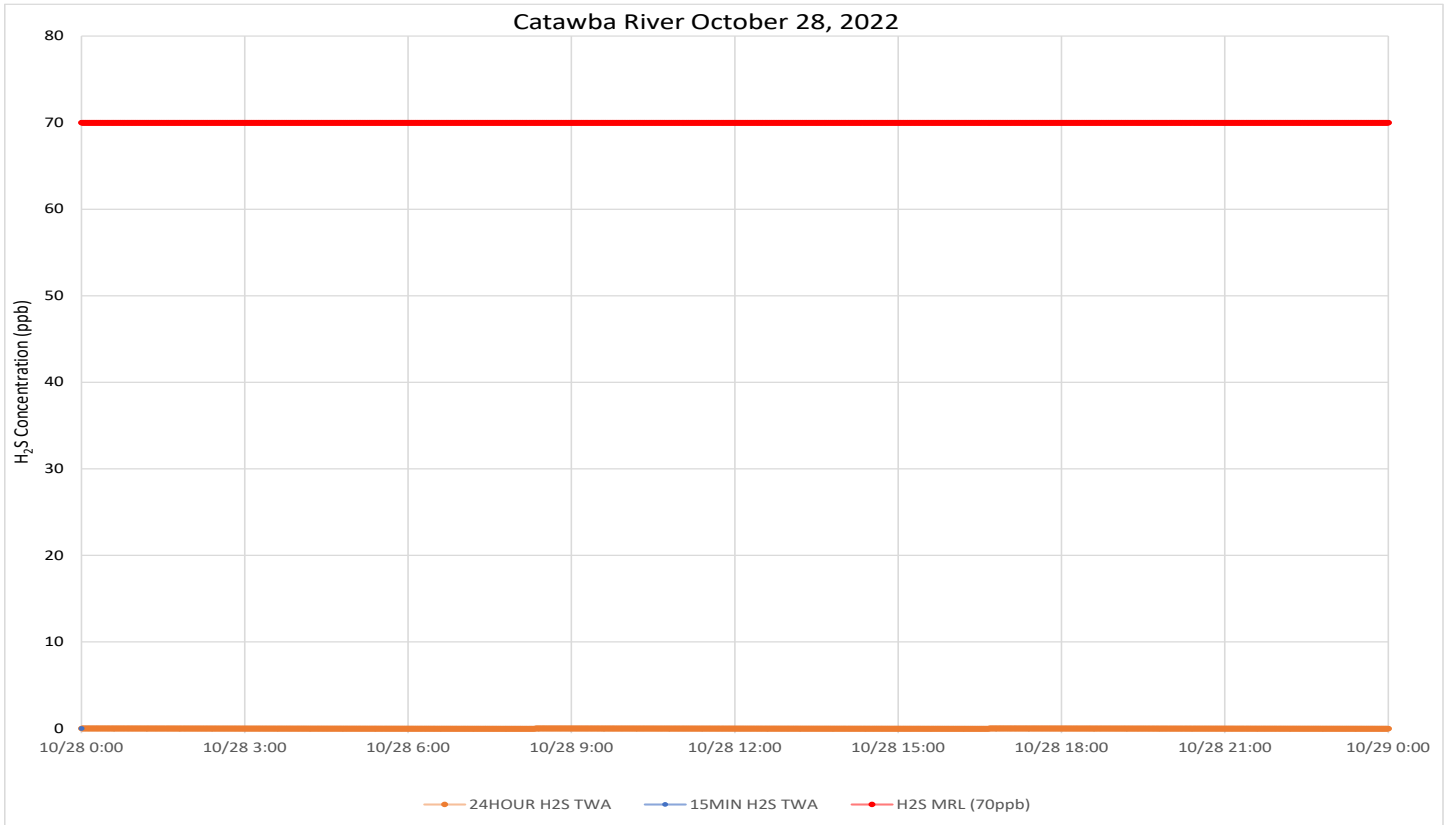
- ATSDR MRL Agency for Toxic Substances and Disease Registry Minimal Risk Level - Acute Exposure (<14 days)
- H<sub>2</sub>S Hydrogen Sulfide
- hr Hour
- ppb Parts per billion
- MRL Exceedance Defines if the 24-hr TWA exceeded the MRL at any time during the period of this report
- SPM Single Point Monitor
- TWA Time Weighted Average



# H<sub>2</sub>S in South Carolina

## Hydrogen Sulfide 15-min and 24-hr Time Weighted Average Graphs

Winds during the period were from the north northeast to east northeast.



Notes: Time is Eastern Daylight Time H<sub>2</sub>S – Hydrogen Sulfide MRL – Minimal Risk Level ppb – Parts per billion

# Air Monitoring Summary Tables

This table summarizes monitoring data collected using DHEC monitors and EPA's Viper wireless remote monitoring system.

**Project Name:** H<sub>2</sub>S in South Carolina



**From:** 10/29/22  
12:00 AM

**To:** 10/29/22  
11:59 PM

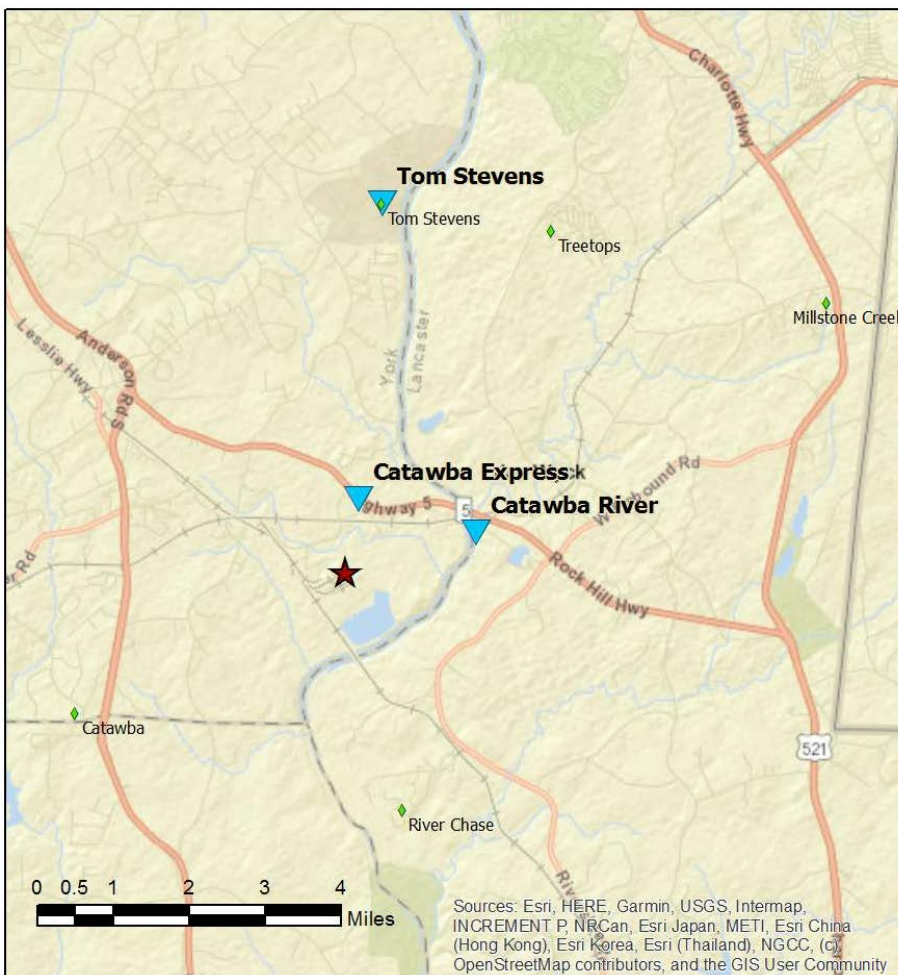
Catawba River							
Instrument	Analyte	ATSDR MRL Exceedance?	Number of Readings	Number of Detections	Concentration Range	Period Average	ATSDR MRL
SPM Flex 3	H <sub>2</sub> S	No	2880	0	0 - 0 ppb	0 ppb	70 ppb

Catawba Express							
Instrument	Analyte	ATSDR MRL Exceedance?	Number of Readings	Number of Detections	Concentration Range	Period Average	ATSDR MRL
SPM Flex 2	H <sub>2</sub> S	No	2879	0	0 - 0 ppb	0 ppb	70 ppb

**Notes:**

Hydrogen sulfide concentrations presented in this data summary table are converted from parts per million, the instrument readout units, to parts per billion. The SPM FLEX Minimum Detectable Limit (MDL) is 1 ppb of Hydrogen Sulfide.

- ATSDR MRL Agency for Toxic Substances and Disease Registry Minimal Risk Level - Acute Exposure (<14 days)
- H<sub>2</sub>S Hydrogen Sulfide
- hr Hour
- ppb Parts per billion
- MRL Exceedance Defines if the 24-hr TWA exceeded the MRL at any time during the period of this report
- SPM Single Point Monitor
- TWA Time Weighted Average



**Legend**

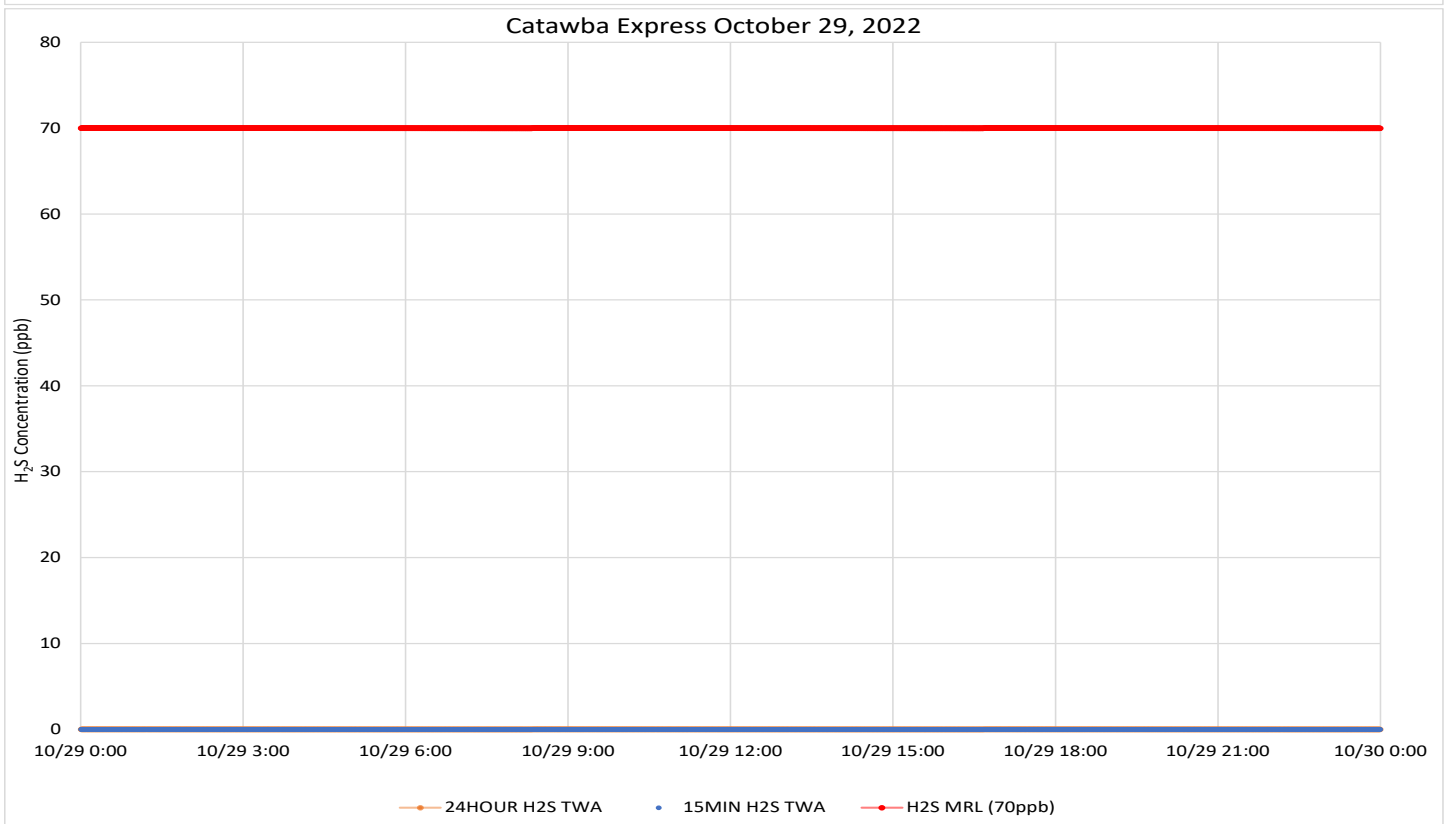
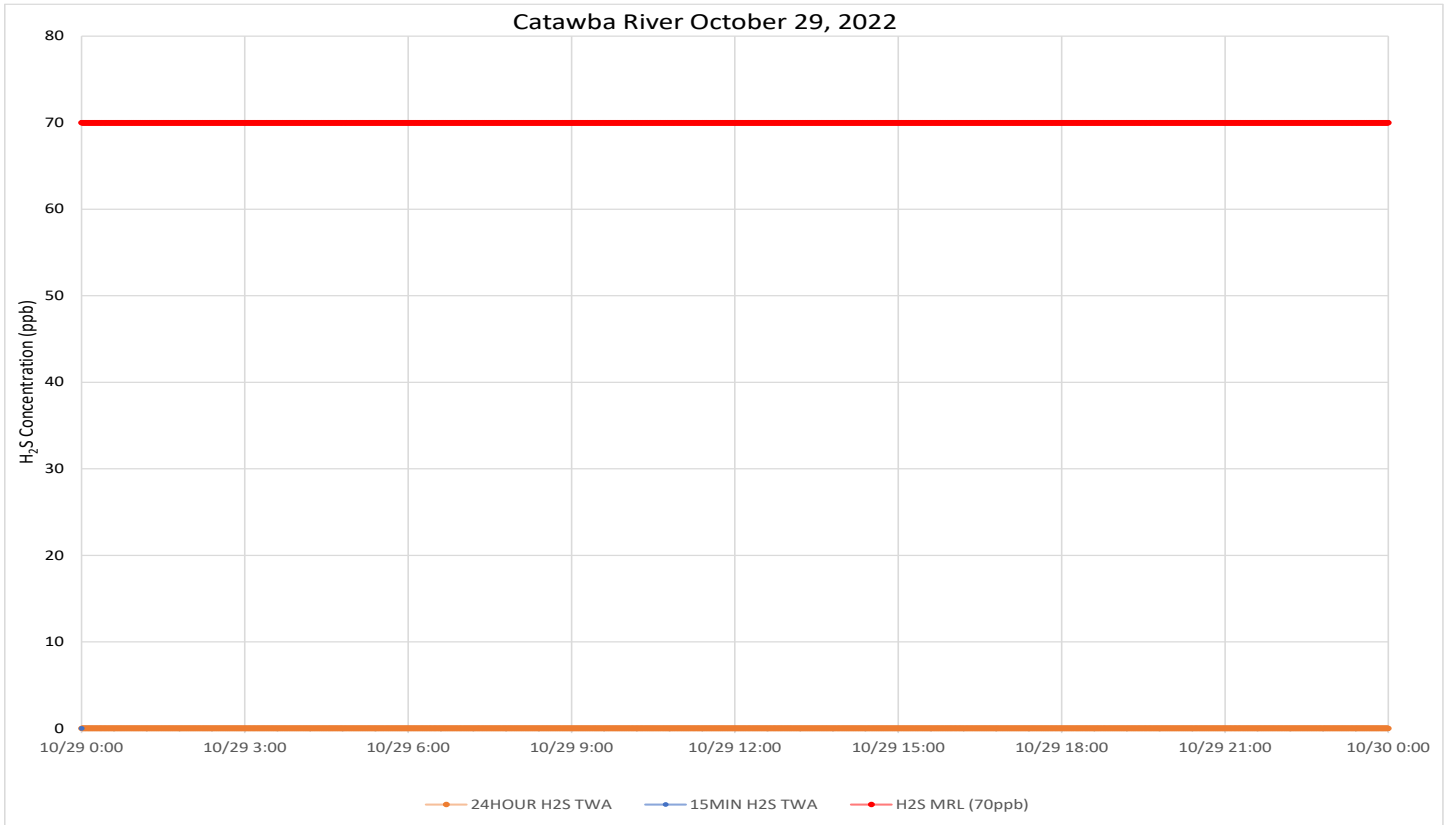
- ★ New Indy Containerboard
- ◆ NI Offsite Monitor
- ▲ DHEC Monitor

Sources: Esri, HERE, Garmin, USGS, Intermap, INCREMENT P, NRCan, Esri Japan, METI, Esri China (Hong Kong), Esri Korea, Esri (Thailand), NGCC, (c) OpenStreetMap contributors, and the GIS User Community

# H<sub>2</sub>S in South Carolina

## Hydrogen Sulfide 15-min and 24-hr Time Weighted Average Graphs

Winds during the period were from the north northeast to east northeast.



Notes: Time is Eastern Daylight Time H<sub>2</sub>S – Hydrogen Sulfide MRL – Minimal Risk Level ppb – Parts per billion



# Air Monitoring Summary Tables

This table summarizes monitoring data collected using DHEC monitors and EPA's Viper wireless remote monitoring system.



**Project Name:** H<sub>2</sub>S in South Carolina

**From:** 10/30/22  
12:00 AM

**To:** 10/30/22  
11:59 PM

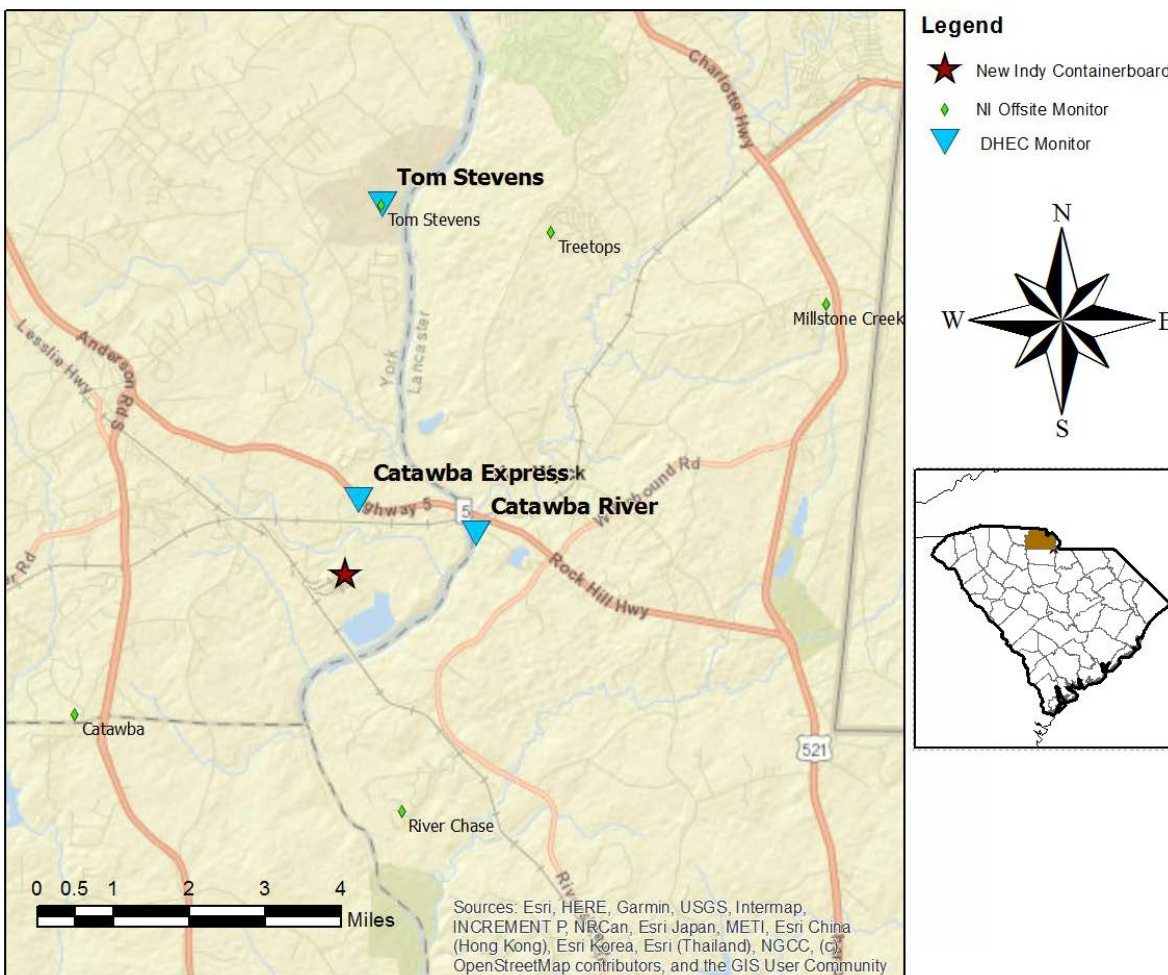
Catawba River							
Instrument	Analyte	ATSDR MRL Exceedance?	Number of Readings	Number of Detections	Concentration Range	Period Average	ATSDR MRL
SPM Flex 3	H <sub>2</sub> S	No	2880	0	0 - 0 ppb	0 ppb	70 ppb

Catawba Express							
Instrument	Analyte	ATSDR MRL Exceedance?	Number of Readings	Number of Detections	Concentration Range	Period Average	ATSDR MRL
SPM Flex 2	H <sub>2</sub> S	No	2881	0	0 - 0 ppb	0 ppb	70 ppb

**Notes:**

Hydrogen sulfide concentrations presented in this data summary table are converted from parts per million, the instrument readout units, to parts per billion. The SPM FLEX Minimum Detectable Limit (MDL) is 1 ppb of Hydrogen Sulfide.

- ATSDR MRL Agency for Toxic Substances and Disease Registry Minimal Risk Level - Acute Exposure (<14 days)
- H<sub>2</sub>S Hydrogen Sulfide
- hr Hour
- ppb Parts per billion
- MRL Exceedance Defines if the 24-hr TWA exceeded the MRL at any time during the period of this report
- SPM Single Point Monitor
- TWA Time Weighted Average

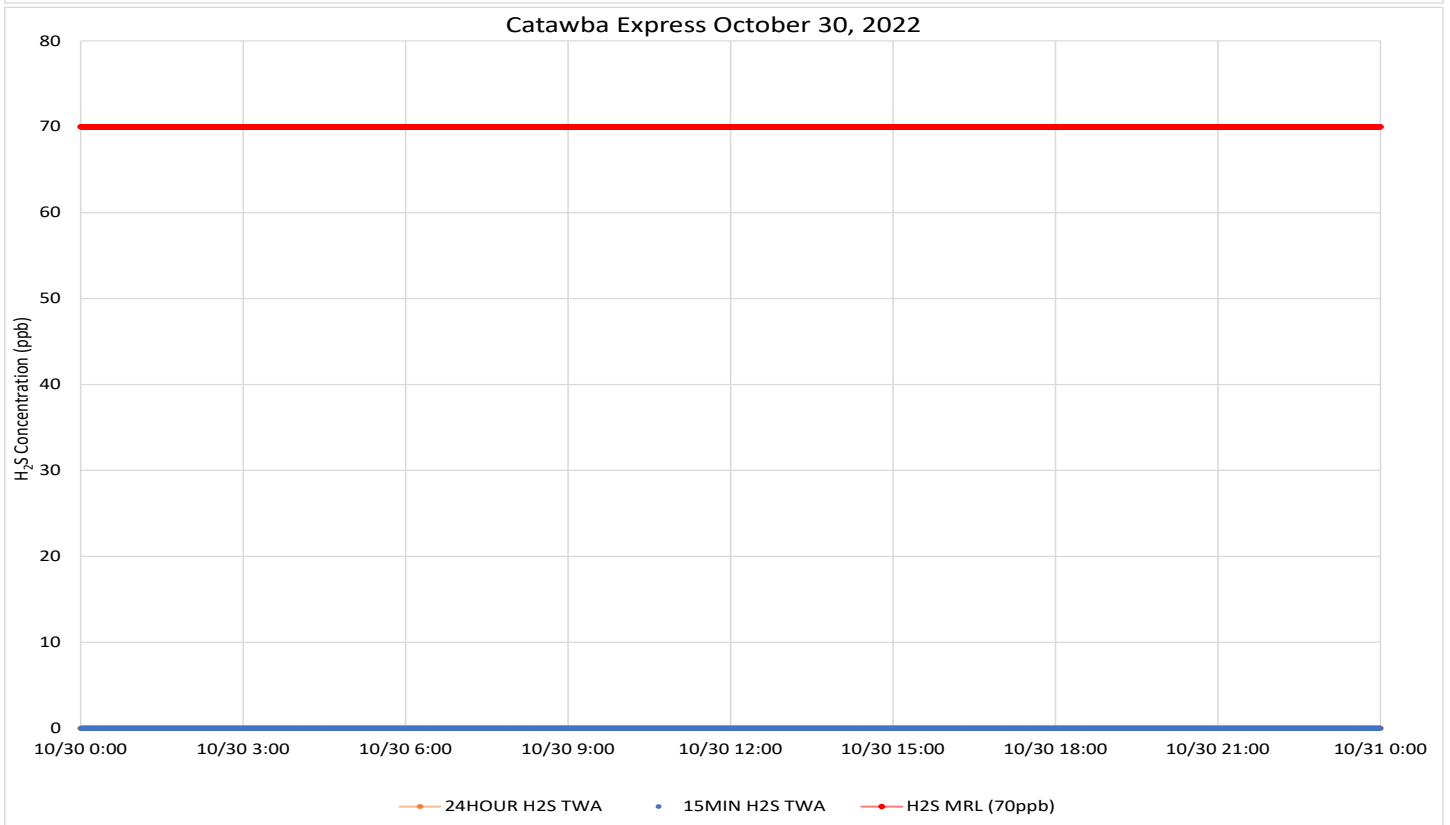
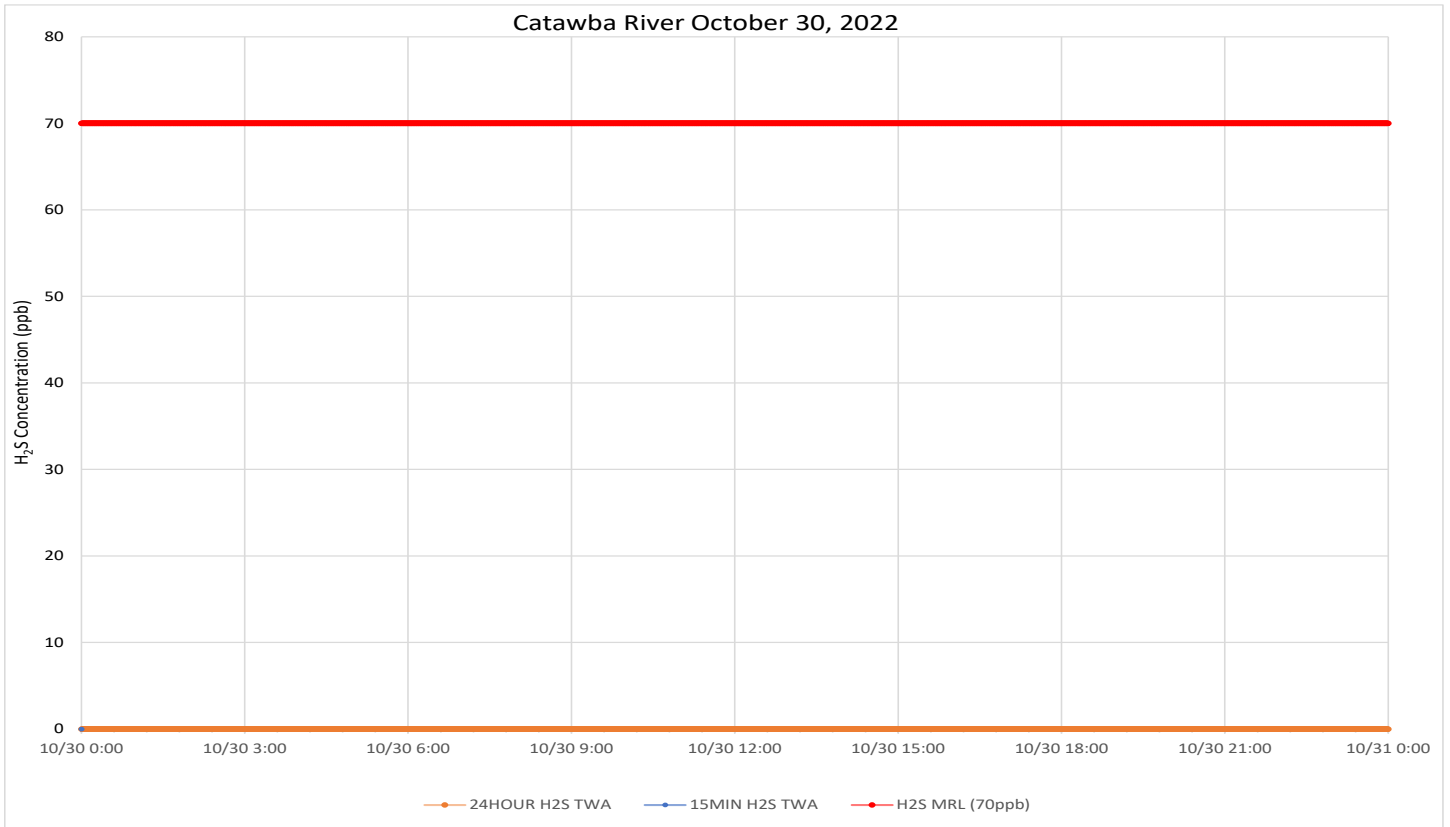




# H<sub>2</sub>S in South Carolina

## Hydrogen Sulfide 15-min and 24-hr Time Weighted Average Graphs

Winds were calm to light and variable during the period. When detected, winds were from the north northeast to east northeast.



Notes: Time is Eastern Daylight Time H<sub>2</sub>S – Hydrogen Sulfide MRL – Minimal Risk Level ppb – Parts per billion

# Air Monitoring Summary Tables

This table summarizes monitoring data collected using DHEC monitors and EPA's Viper wireless remote monitoring system.

**Project Name:** H<sub>2</sub>S in South Carolina



**From:** 10/31/22  
12:00 AM

**To:** 10/31/22  
11:59 PM

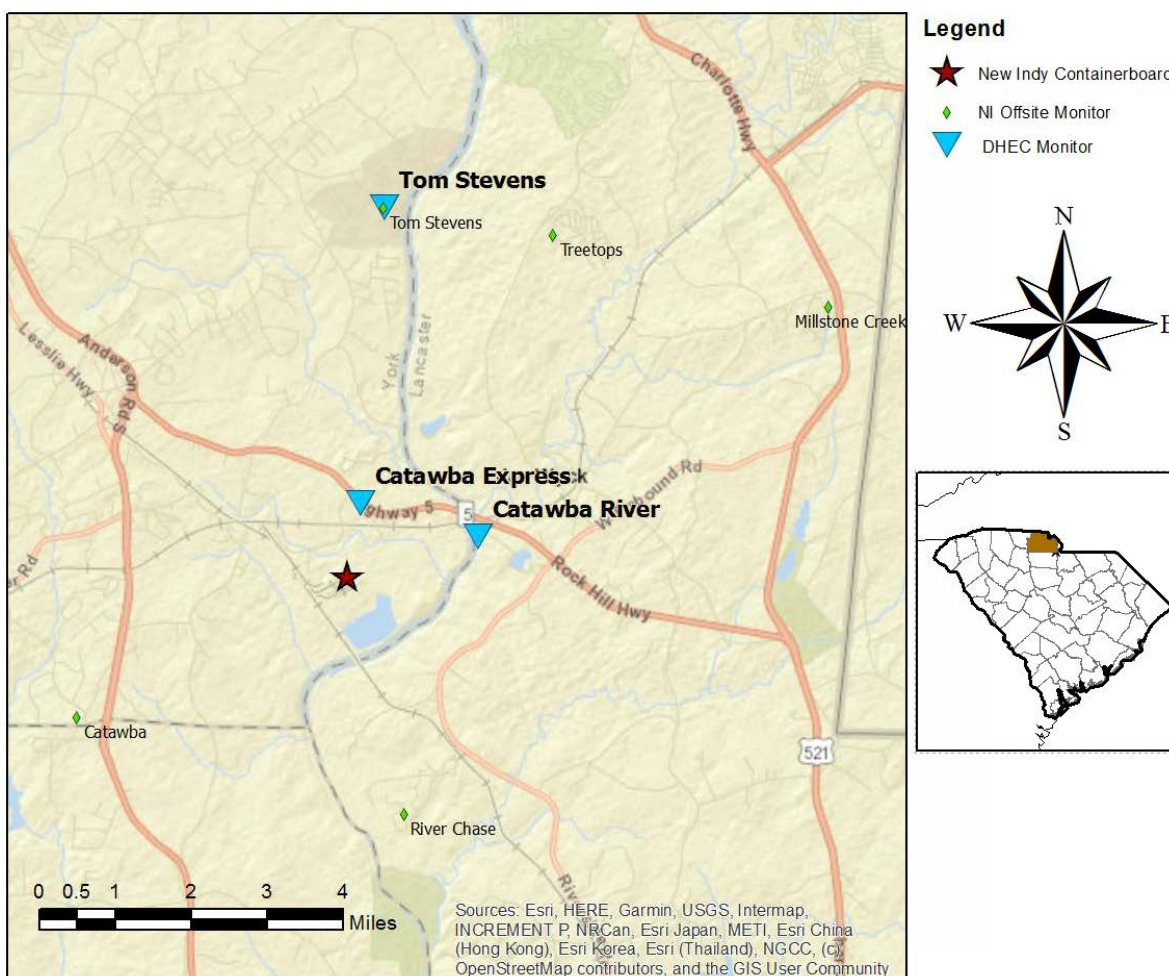
Catawba River							
Instrument	Analyte	ATSDR MRL Exceedance?	Number of Readings	Number of Detections	Concentration Range	Period Average	ATSDR MRL
SPM Flex 3	H <sub>2</sub> S	No	2880	81	0 - 15 ppb	0.12 ppb	70 ppb

Catawba Express							
Instrument	Analyte	ATSDR MRL Exceedance?	Number of Readings	Number of Detections	Concentration Range	Period Average	ATSDR MRL
SPM Flex 2	H <sub>2</sub> S	No	2879	529	0 - 9 ppb	0.34 ppb	70 ppb

**Notes:**

Hydrogen sulfide concentrations presented in this data summary table are converted from parts per million, the instrument readout units, to parts per billion. The SPM FLEX Minimum Detectable Limit (MDL) is 1 ppb of Hydrogen Sulfide.

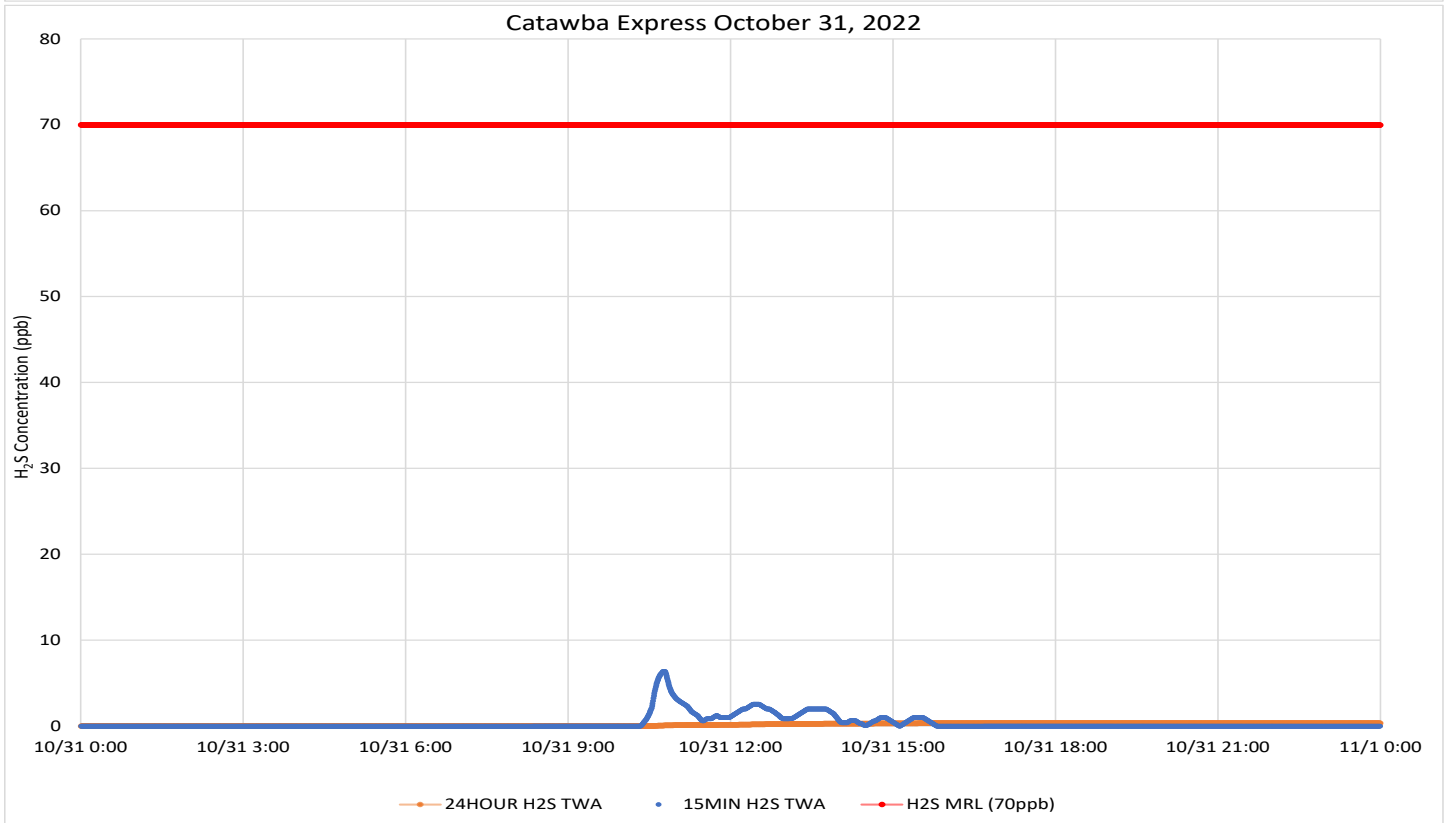
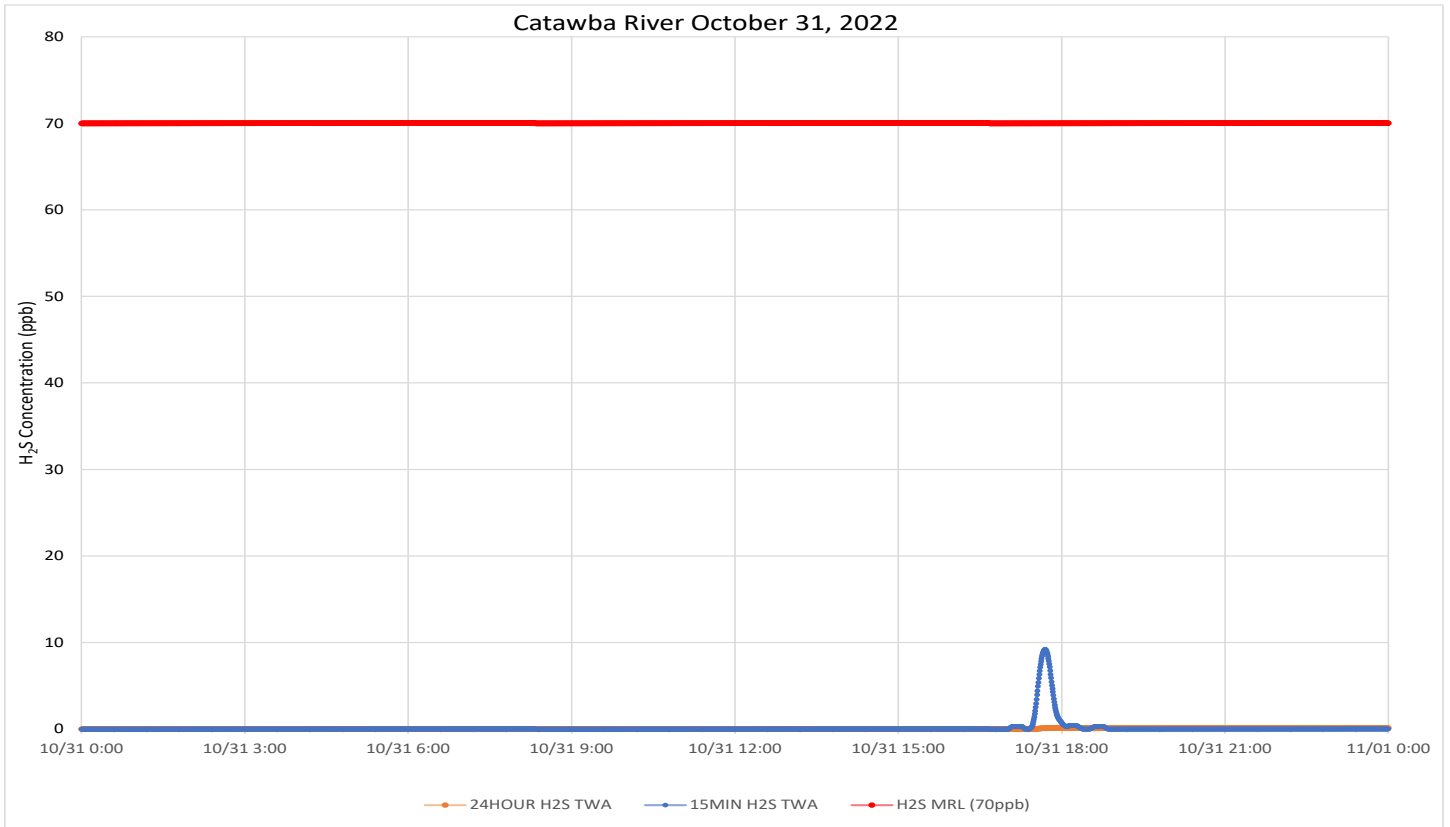
- ATSDR MRL Agency for Toxic Substances and Disease Registry Minimal Risk Level - Acute Exposure (<14 days)
- H<sub>2</sub>S Hydrogen Sulfide
- hr Hour
- ppb Parts per billion
- MRL Exceedance Defines if the 24-hr TWA exceeded the MRL at any time during the period of this report
- SPM Single Point Monitor
- TWA Time Weighted Average



# H<sub>2</sub>S in South Carolina

## Hydrogen Sulfide 15-min and 24-hr Time Weighted Average Graphs

Winds were calm until midmorning and again in the evening. When detected, winds were initially from the southeast, shifting to from the west to northwest in the afternoon.



Notes: Time is Eastern Daylight Time H<sub>2</sub>S – Hydrogen Sulfide MRL – Minimal Risk Level ppb – Parts per billion