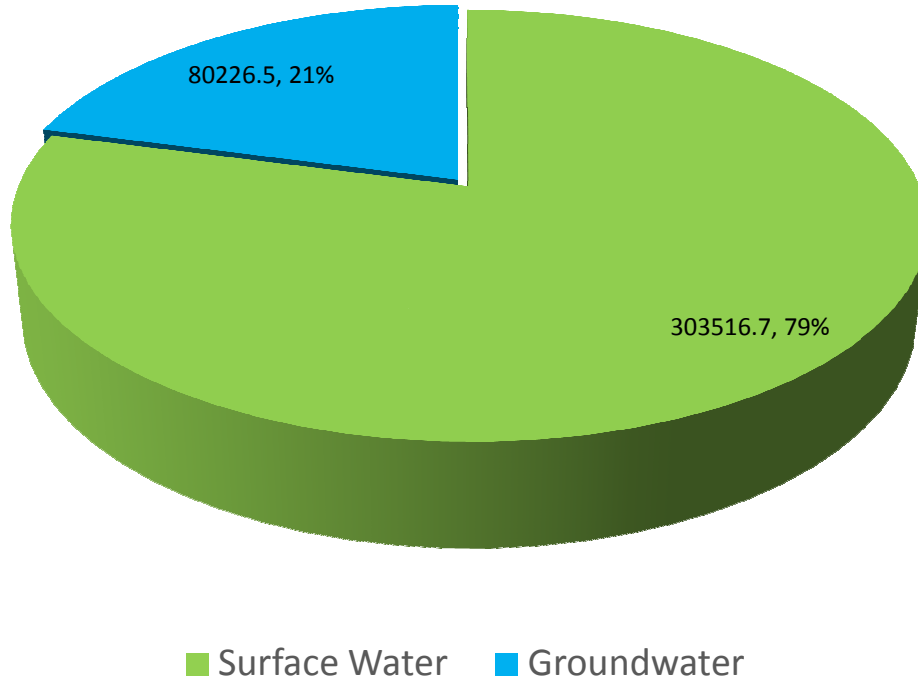


***2014 Reported Water Use***  
***South Carolina***

Reported Groundwater Use Versus Surface Water Use, 2014  
(Million Gallons Per Year)

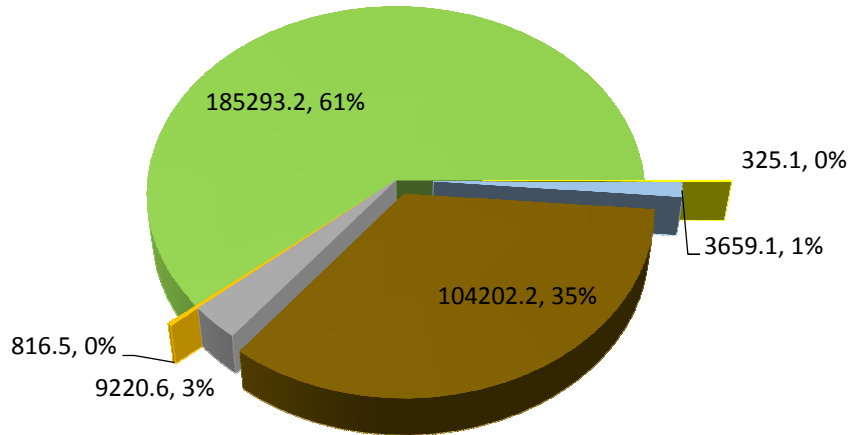


<i>Category of Use</i>	<i>Reported Use (Million Gallons) Surface Water and Groundwater</i>
Aquaculture	508.157
Golf Courses	6105.921461
Industry	113340.8191
Irrigation	34228.01134
Mining	5249.914257
Other	59.564
Power Hydro	16330816.05
Power Nuclear	1439293.774
Power Thermal	278686.6717
Water Supply	224043.9288

<i>Surface Water Use Category</i>	<i>Facilities</i>	<i>Number of Intakes</i>
Aquaculture	2	3
Golf Courses	79	95
Industrial	35	42
Irrigation	88	186
Mining	9	11
Power Production	6	7
Water Supply	60	82
Total	279	426

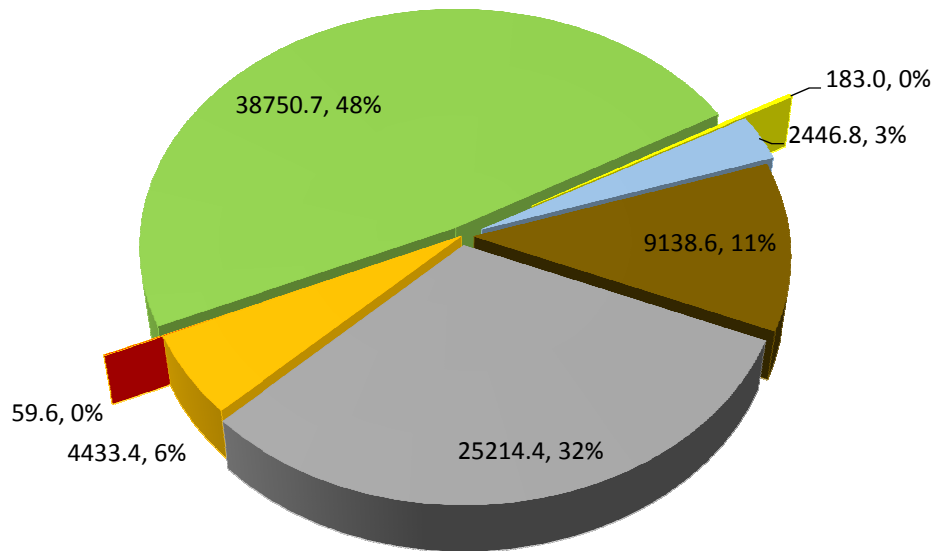
<i>Groundwater Use Category</i>	<i>Facilities</i>	<i>Number of Wells</i>
Aquaculture	4	7
Golf Courses	102	248
Industry	61	238
Irrigation	232	796
Mining	6	11
Other	3	23
Power Generation	8	22
Water Supply	172	754
Totals	588	2099

## Reported Use (Million Gallons) Surface Water



■ Aquaculture ■ Golf Courses ■ Industry ■ Irrigation ■ Mining ■ Public Water Supply

## Reported Use (Million Gallons) Groundwater



■ Aquaculture ■ Golf Courses ■ Industry ■ Irrigation ■ Mining ■ Other ■ Public Water Supply

<i>Surface Water Basin</i>	<i>Reported Surface Water Use (Million Gallons)*</i>	<i>Percentage</i>
Broad	22113.16	7.29%
Catawba	39231.16376	12.93%
Edisto	23694.225	7.81%
Pee Dee	50470.9101	16.63%
Salkehatchie	1463.589	0.48%
Saluda	82520.4843	27.19%
Santee	37638.854	12.40%
Savannah	46384.3499	15.28%
Total Reported Surface Water Use	303516.7361	100.00%

*\*Not including power use*

<i>Surface Water Basin</i>	<i>Surface Water Use Category</i>	<i>Reported Use (Million Gallons)</i>
Broad	Golf Courses	273.641
Broad	Industry	1095.056
Broad	Irrigation	0.9
Broad	Mining	16.435
Broad	Power Nuclear	13.2
Broad	Water Supply	20727.128
Catawba	Golf Courses	262.275761
Catawba	Industry	22282.196
Catawba	Irrigation	359.42
Catawba	Mining	383.42
Catawba	Power Nuclear	35772.16
Catawba	Water Supply	15943.852
Edisto	Golf Courses	10
Edisto	Industry	44.76
Edisto	Irrigation	6250.008
Edisto	Power Thermal	0
Edisto	Water Supply	17389.457
Pee Dee	Golf Courses	1742.3871
Pee Dee	Industry	28282.144
Pee Dee	Irrigation	509.246
Pee Dee	Mining	253.751
Pee Dee	Water Supply	19683.382
Salkehatchie	Aquaculture	243.63

<i>Surface Water Basin</i>	<i>Surface Water Use Category</i>	<i>Reported Use (Million Gallons)</i>
Salkehatchie	Golf Courses	315.434
Salkehatchie	Irrigation	904.525
Saluda	Aquaculture	81.5
Saluda	Golf Courses	334.2863
Saluda	Industry	29387.24
Saluda	Irrigation	969.534
Saluda	Mining	0
Saluda	Water Supply	51747.924
Santee	Industry	12854.164
Santee	Irrigation	110.733
Santee	Mining	143.64
Santee	Water Supply	24530.317
Savannah	Golf Courses	721.083
Savannah	Industry	10256.662
Savannah	Irrigation	116.2
Savannah	Mining	19.26
Savannah	Power Hydro	623438
Savannah	Power Nuclear	0
Savannah	Power Thermal	701.521
Savannah	Water Supply	35271.1449

<i>County</i>	<i>Reported Groundwater Use (Million Gallons)*</i>	<i>Percentage</i>
ABBEVILLE	0	0.0000%
AIKEN	6364.027	7.8641%
ALLENDALE	2545.75692	3.1458%
BAMBERG	951.9143	1.1763%
BARNWELL	1077.8411	1.3319%
BEAUFORT	6189.485	7.6484%
BERKELEY	1175.788	1.4529%
CALHOUN	3703.714	4.5767%
CHARLESTON	1931.442	2.3867%
CHEROKEE	54.8	0.0677%
CHESTER	25.291	0.0313%
CHESTERFIELD	1465.577	1.8110%
CLARENDON	1341.8596	1.6582%
COLLETON	3288.57	4.0637%

<b>County</b>	<b>Reported Groundwater Use (Million Gallons)*</b>	<b>Percentage</b>
DARLINGTON	4889.402	6.0419%
DILLON	1812.965	2.2403%
DORCHESTER	1218.47956	1.5057%
EDGEFIELD	174.42	0.2155%
FAIRFIELD	69.549	0.0859%
FLORENCE	6130.907	7.5761%
GEORGETOWN	1287.727	1.5913%
GREENVILLE	106.8208	0.1320%
GREENWOOD	4.385	0.0054%
HAMPTON	3054.39094	3.7744%
HORRY	2805.80839	3.4672%
JASPER	699.145	0.8639%
KERSHAW	954.100345	1.1790%
LANCASTER	31.396	0.0388%
LEE	1320.7595	1.6321%
LEXINGTON	4610.366257	5.6971%
MARION	1339.8073	1.6556%
MARLBORO	1480.5532	1.8295%
NEWBERRY	75.143	0.0929%
OCONEE	28.65	0.0354%
ORANGEBURG	8278.345	10.2297%
RICHLAND	1263.754	1.5616%
SALUDA	2.9225	0.0036%
SPARTANBURG	46.6609	0.0577%
SUMTER	7357.414	9.0917%
UNION	2.713	0.0034%
WILLIAMSBURG	1556.675984	1.9236%
YORK	205.47	0.2539%
Total Reported Use	80924.7966	100.0000%

*\*Not including power use*

<i>County</i>	<i>Groundwater Use Category</i>	<i>Reported Groundwater Use (Million Gallons)</i>
ABBEVILLE	Water Supply	0
AIKEN	Golf Course	11.98
AIKEN	Industry	966.6762
AIKEN	Irrigation	428.573
AIKEN	Water Supply	4956.7978
ALLENDALE	Industry	673.09
ALLENDALE	Irrigation	1282.636
ALLENDALE	Power Thermal	130.83622
ALLENDALE	Water Supply	459.1947
BAMBERG	Irrigation	595.125
BAMBERG	Water Supply	356.7893
BARNWELL	Irrigation	638.4951
BARNWELL	Water Supply	439.346
BEAUFORT	Aquaculture	0.762
BEAUFORT	Golf Course	787.005
BEAUFORT	Industry	31.585
BEAUFORT	Irrigation	936.603
BEAUFORT	Other	37.57
BEAUFORT	Water Supply	4395.96
BERKELEY	Industry	1103.267
BERKELEY	Power Hydro	1.7
BERKELEY	Power Thermal	8.171
BERKELEY	Water Supply	62.65
CALHOUN	Golf Course	18.6
CALHOUN	Industry	117.165
CALHOUN	Irrigation	3224.184
CALHOUN	Water Supply	343.765
CHARLESTON	Golf Course	410.77
CHARLESTON	Industry	73.95
CHARLESTON	Water Supply	1446.722
CHEROKEE	Power Thermal	0
CHEROKEE	Water Supply	54.8



<i>County</i>	<i>Groundwater Use Category</i>	<i>Reported Groundwater Use (Million Gallons)</i>
CHESTER	Golf Course	22.7
CHESTER	Industry	2.591
CHESTERFIELD	Irrigation	448.123
CHESTERFIELD	Water Supply	1017.454
CLARENDON	Aquaculture	26.365
CLARENDON	Golf Course	36.447
CLARENDON	Irrigation	495.1966
CLARENDON	Water Supply	783.851
COLLETON	Golf Course	61.3
COLLETON	Irrigation	2512.4
COLLETON	Other	8.537
COLLETON	Water Supply	706.333
DARLINGTON	Golf Course	6.25
DARLINGTON	Industry	1569.525
DARLINGTON	Irrigation	559.522
DARLINGTON	Power Nuclear	369.482
DARLINGTON	Water Supply	2384.623
DILLON	Irrigation	217.67
DILLON	Water Supply	1595.295
DORCHESTER	Golf Course	15.2
DORCHESTER	Industry	406.1226
DORCHESTER	Irrigation	167.36
DORCHESTER	Power Thermal	149.72246
DORCHESTER	Water Supply	480.0745
EDGEFIELD	Golf Course	111.9
EDGEFIELD	Irrigation	62.52
FAIRFIELD	Water Supply	69.549
FLORENCE	Golf Course	81.8
FLORENCE	Industry	1472.583
FLORENCE	Irrigation	256.061
FLORENCE	Water Supply	4320.463
GEORGETOWN	Golf Course	9.09
GEORGETOWN	Industry	126.874
GEORGETOWN	Irrigation	9.5
GEORGETOWN	Water Supply	1142.263
GREENVILLE	Golf Course	2.9748
GREENVILLE	Industry	65.781
GREENVILLE	Water Supply	38.065

<i>County</i>	<i>Groundwater Use Category</i>	<i>Reported Groundwater Use (Million Gallons)</i>
GREENWOOD	Industry	4.181
GREENWOOD	Irrigation	0.204
HAMPTON	Aquaculture	138.8
HAMPTON	Golf Course	14.17
HAMPTON	Industry	161.3
HAMPTON	Irrigation	2214.97814
HAMPTON	Water Supply	525.1428
HORRY	Golf Course	382.5342
HORRY	Industry	19.129
HORRY	Irrigation	226.841
HORRY	Other	13.457
HORRY	Water Supply	2163.84719
JASPER	Golf Course	2.69
JASPER	Irrigation	322.422
JASPER	Water Supply	374.033
KERSHAW	Golf Course	36
KERSHAW	Industry	384.142345
KERSHAW	Irrigation	40
KERSHAW	Water Supply	493.958
LANCASTER	Golf Course	31.396
LEE	Irrigation	843.5995
LEE	Water Supply	477.16
LEXINGTON	Golf Course	29.2
LEXINGTON	Industry	385.951
LEXINGTON	Irrigation	3344.914
LEXINGTON	Mining	340.168257
LEXINGTON	Water Supply	510.133
MARION	Golf Course	14.5773
MARION	Irrigation	162.992
MARION	Water Supply	1162.238
MARLBORO	Industry	58.8
MARLBORO	Irrigation	205.108
MARLBORO	Water Supply	1216.6452
NEWBERRY	Irrigation	68.55
NEWBERRY	Water Supply	6.593
OCONEE	Water Supply	28.65
ORANGEBURG	Golf Course	121.187
ORANGEBURG	Industry	169.232

<i>County</i>	<i>Groundwater Use Category</i>	<i>Reported Groundwater Use (Million Gallons)</i>
ORANGEBURG	Irrigation	3669.399
ORANGEBURG	Mining	3858.6
ORANGEBURG	Power Thermal	1659.131
ORANGEBURG	Water Supply	459.927
RICHLAND	Aquaculture	17.1
RICHLAND	Golf Course	69.865
RICHLAND	Industry	701.45
RICHLAND	Irrigation	20.942
RICHLAND	Mining	127.96
RICHLAND	Water Supply	326.437
SALUDA	Water Supply	2.9225
SPARTANBURG	Golf Course	25.721
SPARTANBURG	Industry	0
SPARTANBURG	Water Supply	20.9399
SUMTER	Golf Course	48.607
SUMTER	Industry	177.789
SUMTER	Irrigation	2126.243
SUMTER	Water Supply	5004.775
UNION	Industry	2.713
WILLIAMSBURG	Industry	460.76
WILLIAMSBURG	Irrigation	134.2
WILLIAMSBURG	Water Supply	961.715984
YORK	Golf Course	94.85
YORK	Industry	3.94
YORK	Mining	106.68
YORK	Water Supply	0