

# ***2016 Reported Water Use***

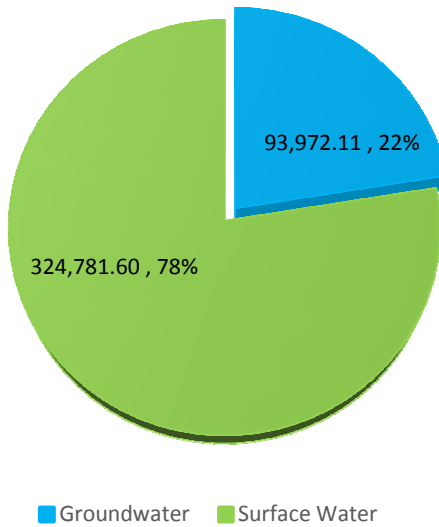
## ***South Carolina***

Water Quantity Permitting Section  
Division of Water Monitoring, Assessment & Protection  
Bureau of Water

*October 16, 2017*



Reported Groundwater Use Versus Surface Water Use, 2016  
(Million Gallons Per Year)\*



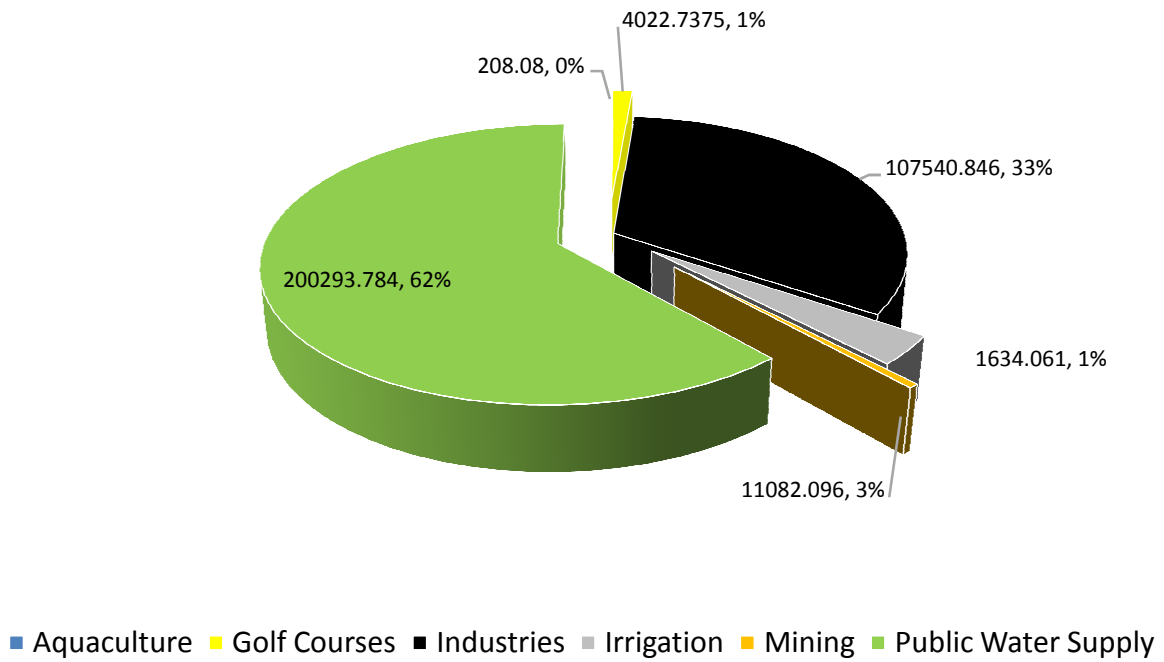
\*Not including power use

<b>Reported Use By Category For Surface Water and Groundwater, 2016</b>	
<b>Category of Use</b>	<b>Use (Million Gallons Per Year)</b>
Aquaculture	332.7
Golf Courses	6,862.145124
Industry	116,476.651
Irrigation	48,076.7178
Mining	5,615.267162
Other	38.6665
Power Hydro	21,207,519.25
Power Nuclear	1,558,990.593
Power Thermal	239,519.4412
Public Water Supply	366,092.35

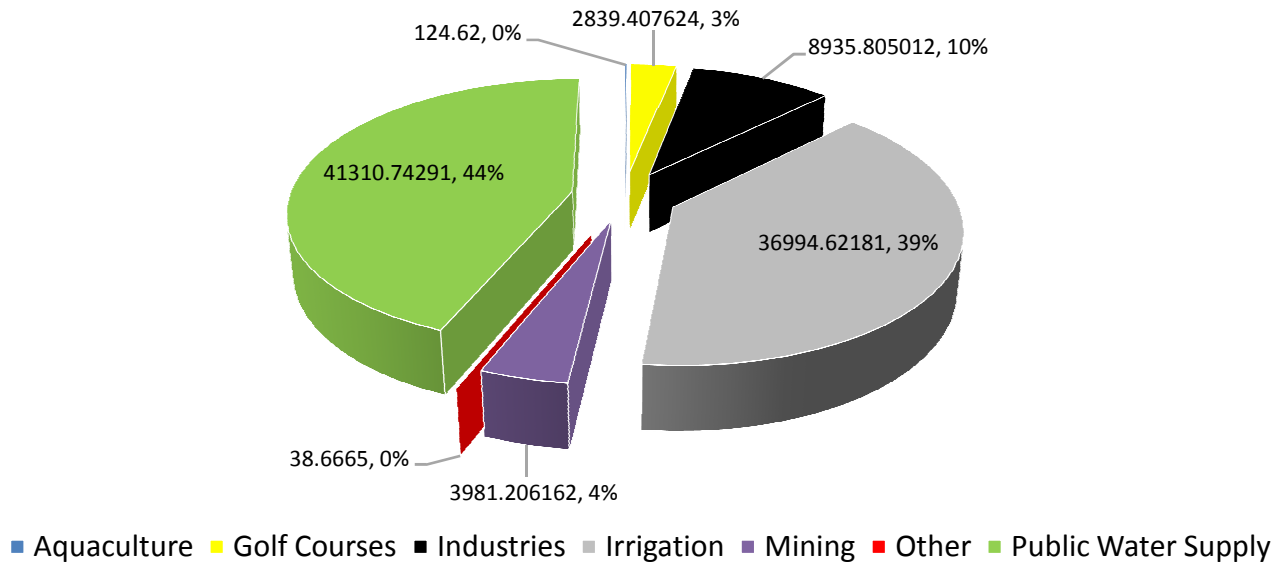
<b>Number of Facilities Reporting Groundwater Use, 2016</b>		
<b>Groundwater Use Category</b>	<b>Number of Facilities</b>	<b>Number of Wells</b>
Aquaculture	4	7
Golf Courses	104	247
Industry	63	247
Irrigation	320	1,060
Mining	6	12
Other	3	19
Power Nuclear	1	10
Power Thermal	4	9
Public Water Supply	177	770
<b>Totals</b>	<b>682</b>	<b>2,382</b>

<b><i>Number of Facilities Reporting Surface Water Use, 2016</i></b>		
<b>Surface Water Use Category</b>	<b>Number of Facilities</b>	<b>Number of Intakes</b>
Aquaculture	2	3
Golf Courses	81	96
Industry	35	42
Irrigation	97	195
Mining	9	11
Power Hydro	34	38
Power Nuclear	4	9
Power Thermal	12	17
Public Water Supply	62	85
Totals	336	496

### Reported Use (Million Gallons) Surface Water, 2016



### Reported Use (Million Gallons) Groundwater, 2016



<b>Surface Water Basin</b>	<b>Reported Surface Water Use, 2016 (Million Gallons)*</b>	<b>Percentage</b>
Broad	37,653.9837	11.59%
Catawba	43,923.91	13.52%
Edisto	22,974.548	7.07%
Pee Dee	52,955.4318	16.30%
Salkehatchie	1,762.913	0.54%
Saluda	76,460.884	23.54%
Santee	39,309.521	12.10%
Savannah	49,740.41303	15.32%
Total Reported Surface Water Use	324,781.6045	100.00%

*\*Not including power*

<b>Surface Water Basin</b>	<b>Surface Water Category of Use</b>	<b>Reported Use, 2016(Million Gallons)</b>
Broad	Golf Courses	446.4347
Broad	Industries	1,358.657
Broad	Irrigation	6.35
Broad	Mining	45.466
Broad	Power Nuclear	63.878
Broad	Public Water Supply	35,797.076
Catawba	Golf Courses	236.743
Catawba	Industries	23,619.212
Catawba	Irrigation	310.8
Catawba	Mining	781.5
Catawba	Power Nuclear	4,4376.1
Catawba	Public Water Supply	18,975.655
Edisto	Golf Courses	10
Edisto	Industries	29.38
Edisto	Irrigation	7,449.704
Edisto	Power Thermal	0.0003
Edisto	Public Water Supply	15,485.464
Pee Dee	Golf Courses	1,652.9628
Pee Dee	Industries	28,417.468
Pee Dee	Irrigation	950.407
Pee Dee	Mining	461.685
Pee Dee	Public Water Supply	21,472.909
Salkehatchie	Aquaculture	177.98
Salkehatchie	Golf Courses	444.654
Salkehatchie	Irrigation	1,140.279
Saluda	Aquaculture	30.1
Saluda	Golf Courses	374.323
Saluda	Industries	31,741.169
Saluda	Irrigation	972.416
Saluda	Mining	0
Saluda	Public Water Supply	43,342.876
Santee	Golf Courses	7.09
Santee	Industries	12,604.981
Santee	Irrigation	137.44
Santee	Mining	250.11
Santee	Public Water Supply	26,309.9
Savannah	Golf Courses	850.53
Savannah	Industries	9,769.979
Savannah	Irrigation	114.7
Savannah	Mining	95.3
Savannah	Power Nuclear	0
Savannah	Power Thermal	766.373
Savannah	Public Water Supply	38,909.90403

<b>County</b>	<b>Surface Water Category of Use*</b>	<b>Reported Use, 2016 (Million Gallons)</b>
ABBEVILLE	Public Water Supply	811.888
AIKEN	Golf Courses	248.6
AIKEN	Industries	7226.421
AIKEN	Irrigation	1295.046
AIKEN	Public Water Supply	5220.037033
ALLENDALE	Irrigation	837.1
ANDERSON	Industries	1379.7
ANDERSON	Irrigation	9
ANDERSON	Mining	95.3
ANDERSON	Public Water Supply	7461.5
BAMBERG	Irrigation	431.149
BARNWELL	Irrigation	166.578
BEAUFORT	Aquaculture	177.98
BEAUFORT	Golf Courses	641.385
BEAUFORT	Public Water Supply	9936.414
BERKELEY	Industries	2978.981
BERKELEY	Irrigation	0
BERKELEY	Public Water Supply	7398.1
CALHOUN	Industries	20856
CALHOUN	Irrigation	314.805
CHARLESTON	Industries	9626
CHARLESTON	Irrigation	1.7
CHARLESTON	Public Water Supply	30380
CHEROKEE	Industries	988.46
CHEROKEE	Public Water Supply	3576.2
CHESTER	Industries	75.797
CHESTER	Public Water Supply	1170.99
CHESTERFIELD	Golf Courses	69.235
CHESTERFIELD	Industries	56.84
CHESTERFIELD	Irrigation	67.5
CHESTERFIELD	Mining	12.75
CHESTERFIELD	Public Water Supply	939.731
COLLETON	Irrigation	0
DARLINGTON	Industries	1892.16
DARLINGTON	Irrigation	371.584
EDGEFIELD	Irrigation	1840.51
EDGEFIELD	Public Water Supply	1635
FAIRFIELD	Public Water Supply	674.3
FLORENCE	Golf Courses	15.46
FLORENCE	Industries	6293.3
FLORENCE	Public Water Supply	1414.14
GEORGETOWN	Golf Courses	844.0977
GEORGETOWN	Industries	14023.168
GEORGETOWN	Irrigation	79.44

<b>County</b>	<b>Surface Water Category of Use*</b>	<b>Reported Use, 2016 (Million Gallons)</b>
GEORGETOWN	Mining	250.11
GEORGETOWN	Public Water Supply	2381.173
GREENVILLE	Golf Courses	396.007
GREENVILLE	Irrigation	56.35
GREENVILLE	Public Water Supply	27415.893
GREENWOOD	Golf Courses	16.47
GREENWOOD	Public Water Supply	3502.14
HORRY	Golf Courses	724.1701
HORRY	Public Water Supply	16508.093
KERSHAW	Golf Courses	35.405
KERSHAW	Irrigation	0
KERSHAW	Mining	895.875
KERSHAW	Public Water Supply	2360.623
LANCASTER	Industries	2.442
LANCASTER	Public Water Supply	7794.68
LAURENS	Golf Courses	20.02
LAURENS	Public Water Supply	1986.508
LEE	Irrigation	18
LEXINGTON	Golf Courses	79.987
LEXINGTON	Industries	10885.169
LEXINGTON	Irrigation	503.616
LEXINGTON	Mining	0
LEXINGTON	Public Water Supply	7088.51
MARION	Irrigation	9
MARLBORO	Industries	6152
MARLBORO	Irrigation	195.323
MARLBORO	Mining	334.56
MARLBORO	Public Water Supply	229.772
MCCORMICK	Golf Courses	91.333
MCCORMICK	Public Water Supply	387
NEWBERRY	Golf Courses	13.32
NEWBERRY	Irrigation	179.7
NEWBERRY	Public Water Supply	2457.05
OCONEE	Golf Courses	30.488
OCONEE	Irrigation	45.9
OCONEE	Public Water Supply	4099.877
ORANGEBURG	Golf Courses	7.09
ORANGEBURG	Industries	29.38
ORANGEBURG	Irrigation	2458.395
ORANGEBURG	Public Water Supply	3208.964
PICKENS	Golf Courses	267.088
PICKENS	Industries	1163.858
PICKENS	Public Water Supply	4411.14
RICHLAND	Aquaculture	30.1



<b>County</b>	<b>Surface Water Category of Use*</b>	<b>Reported Use, 2016 (Million Gallons)</b>
RICHLAND	Golf Courses	207.561
RICHLAND	Industries	11261.59
RICHLAND	Irrigation	0.6
RICHLAND	Public Water Supply	23162.752
SALUDA	Irrigation	1612
SALUDA	Public Water Supply	0
SPARTANBURG	Golf Courses	229.8227
SPARTANBURG	Industries	0
SPARTANBURG	Mining	45.466
SPARTANBURG	Public Water Supply	13757.047
SUMTER	Irrigation	585.8
UNION	Industries	294.4
UNION	Public Water Supply	1118.8
WILLIAMSBURG	Irrigation	3
YORK	Golf Courses	85.198
YORK	Industries	12355.18
YORK	Irrigation	0
YORK	Public Water Supply	7805.462

*\*Not including power use*

<b>COUNTY</b>	<b>Total Reported Groundwater Use, 2016 (Million Gallons)*</b>	<b>Percentage</b>
ABBEVILLE	0	0.00%
AIKEN	7,805.1352	8.28%
ALLENDALE	2,302.506134	2.44%
ANDERSON	0	0.00%
BAMBERG	2,264.599	2.40%
BARNWELL	3,234.732033	3.43%
BEAUFORT	6,882.8833	7.30%
BERKELEY	1,309.342812	1.39%
CALHOUN	6,145.062172	6.52%
CHARLESTON	2,471.3737	2.62%
CHEROKEE	0.315	0.00%
CHESTER	8.716	0.01%
CHESTERFIELD	1,500.4774	1.59%
CLARENDON	2,228.757	2.37%
COLLETON	2,955.411	3.14%
DARLINGTON	5,047.782	5.36%
DILLON	2,165.042	2.30%
DORCHESTER	1,068.4223	1.13%
EDGEFIELD	132.658	0.14%
FAIRFIELD	80.9236	0.09%
FLORENCE	6,399.442	6.79%
GEORGETOWN	1,551.0909	1.65%
GREENVILLE	134.360024	0.14%

<b>COUNTY</b>	<b>Total Reported Groundwater Use, 2016 (Million Gallons)*</b>	<b>Percentage</b>
GREENWOOD	4.417	0.00%
HAMPTON	3,397.32877	3.61%
HORRY	2,537.7024	2.69%
JASPER	785.158	0.83%
KERSHAW	1,200.91581	1.27%
LANCASTER	33.356	0.04%
LEE	1,690.91841	1.79%
LEXINGTON	4,883.742862	5.18%
MARION	1,527.037039	1.62%
MARLBORO	1,705.9284	1.81%
NEWBERRY	101.261	0.11%
OCONEE	34.49	0.04%
ORANGEBURG	9,411.377	9.99%
RICHLAND	1,144.872	1.22%
SALUDA	121.37	0.13%
SPARTANBURG	57.4519	0.06%
SUMTER	8,207.227854	8.71%
UNION	2.923	0.00%
WILLIAMSBURG	1,438.502	1.53%
YORK	250.059	0.27%
<b>Total Reported Use</b>	<b>94,225.07002</b>	<b>100.00%</b>

*\*Not including power use*

<b>COUNTY</b>	<b>Groundwater Category of Use</b>	<b>Total Reported Groundwater Use, 2016 (Million Gallons)</b>
ABBEVILLE	Public Water Supply	0
AIKEN	Golf Courses	28.82
AIKEN	Industries	832.498
AIKEN	Irrigation	1,595.541
AIKEN	Public Water Supply	5,348.276
ALLENDALE	Industries	627.02
ALLENDALE	Irrigation	1,218.291
ALLENDALE	Power Thermal	127.7238
ALLENDALE	Public Water Supply	457.195
ANDERSON	Industries	0
BAMBERG	Irrigation	1,915.923
BAMBERG	Public Water Supply	348.676
BARNWELL	Irrigation	2,605.18
BARNWELL	Public Water Supply	629.5525
BEAUFORT	Aquaculture	0.278
BEAUFORT	Golf Courses	1,045.155
BEAUFORT	Industries	33.918
BEAUFORT	Irrigation	617.851
BEAUFORT	Other	16.92
BEAUFORT	Public Water Supply	5,168.761

<b>COUNTY</b>	<b>Groundwater Category of Use</b>	<b>Total Reported Groundwater Use, 2016 (Million Gallons)</b>
BERKELEY	Golf Courses	3.34
BERKELEY	Industries	1,239.291
BERKELEY	Public Water Supply	66.712
CALHOUN	Golf Courses	17.1
CALHOUN	Industries	1.462
CALHOUN	Irrigation	5,763.122
CALHOUN	Public Water Supply	363.378
CHARLESTON	Golf Courses	504.47
CHARLESTON	Industries	50.8507
CHARLESTON	Public Water Supply	1,916.053
CHEROKEE	Power Thermal	0
CHEROKEE	Public Water Supply	0.315
CHESTER	Golf Courses	7
CHESTER	Industries	1.716
CHESTERFIELD	Irrigation	476.193
CHESTERFIELD	Public Water Supply	1,024.284
CLARENDON	Aquaculture	4.032
CLARENDON	Golf Courses	38.322
CLARENDON	Irrigation	1,471.93
CLARENDON	Public Water Supply	714.473
COLLETON	Golf Courses	47.4
COLLETON	Irrigation	2,130.67
COLLETON	Other	18.89
COLLETON	Public Water Supply	758.451
DARLINGTON	Golf Courses	6.125
DARLINGTON	Industries	1,836.595
DARLINGTON	Irrigation	774.636
DARLINGTON	Power Nuclear	371.262
DARLINGTON	Public Water Supply	2,430.426
DILLON	Irrigation	506.492
DILLON	Public Water Supply	1,658.55
DORCHESTER	Golf Courses	13
DORCHESTER	Industries	380.2561
DORCHESTER	Irrigation	244.13
DORCHESTER	Power Thermal	134.5305
DORCHESTER	Public Water Supply	431.0362
EDGEFIELD	Golf Courses	27.7
EDGEFIELD	Irrigation	104.958
FAIRFIELD	Public Water Supply	80.9236
FLORENCE	Golf Courses	63.38
FLORENCE	Industries	1,427.102
FLORENCE	Irrigation	581.133
FLORENCE	Public Water Supply	4,327.827
GEORGETOWN	Golf Courses	58.8

<b>COUNTY</b>	<b>Groundwater Category of Use</b>	<b>Total Reported Groundwater Use, 2016 (Million Gallons)</b>
GEORGETOWN	Industries	96.236
GEORGETOWN	Irrigation	7
GEORGETOWN	Public Water Supply	1,389.055
GREENVILLE	Golf Courses	14.07742
GREENVILLE	Industries	63.0626
GREENVILLE	Public Water Supply	57.22
GREENWOOD	Industries	4.181
GREENWOOD	Irrigation	0.236
HAMPTON	Aquaculture	102.7
HAMPTON	Golf Courses	17.1
HAMPTON	Industries	0
HAMPTON	Irrigation	2,737.907
HAMPTON	Public Water Supply	539.622
HORRY	Golf Courses	424.353
HORRY	Industries	0
HORRY	Irrigation	197.962
HORRY	Other	2.8565
HORRY	Public Water Supply	1,912.531
JASPER	Golf Courses	87.128
JASPER	Irrigation	422.79
JASPER	Public Water Supply	275.24
KERSHAW	Golf Courses	17
KERSHAW	Industries	284.8848
KERSHAW	Irrigation	68
KERSHAW	Public Water Supply	831.031
LANCASTER	Golf Courses	33.356
LEE	Irrigation	1,176.265
LEE	Public Water Supply	514.653
LEXINGTON	Golf Courses	29.4
LEXINGTON	Industries	321.063
LEXINGTON	Irrigation	3,261.198
LEXINGTON	Mining	748.2562
LEXINGTON	Public Water Supply	523.826
MARION	Golf Courses	16.001
MARION	Irrigation	412.863
MARION	Public Water Supply	1,098.173
MARLBORO	Industries	74.966
MARLBORO	Irrigation	411.784
MARLBORO	Public Water Supply	1,219.178
NEWBERRY	Irrigation	93.05
NEWBERRY	Public Water Supply	8.211
OCONEE	Public Water Supply	34.49
ORANGEBURG	Golf Courses	119.022
ORANGEBURG	Industries	396.05

<b>COUNTY</b>	<b>Groundwater Category of Use</b>	<b>Total Reported Groundwater Use, 2016 (Million Gallons)</b>
ORANGEBURG	Irrigation	5,400.241
ORANGEBURG	Mining	3,015.6
ORANGEBURG	Power Thermal	1,163.764
ORANGEBURG	Public Water Supply	480.4638
RICHLAND	Aquaculture	17.61
RICHLAND	Golf Courses	51.479
RICHLAND	Industries	673.363
RICHLAND	Irrigation	20.4
RICHLAND	Mining	87.21
RICHLAND	Public Water Supply	294.81
SALUDA	Public Water Supply	121.37
SPARTANBURG	Golf Courses	32.2719
SPARTANBURG	Public Water Supply	25.18
SUMTER	Golf Courses	42.807
SUMTER	Industries	218.46
SUMTER	Irrigation	2,628.176
SUMTER	Public Water Supply	5,317.785
UNION	Industries	2.923
WILLIAMSBURG	Industries	365.24
WILLIAMSBURG	Irrigation	150.7
WILLIAMSBURG	Public Water Supply	922.562
YORK	Golf Courses	94.8
YORK	Industries	4.667
YORK	Mining	130.14
YORK	Public Water Supply	20.452